

Installation Guide

Supported Products

All Spectrum 2.0 and Friendly Fibre products including:

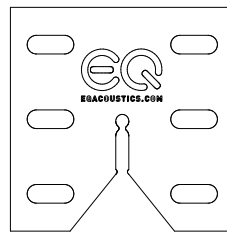
Q5 Tile
L5 Tile
L10 Tile
R4 Tile
S5B Tile
L10 Bass Trap

Glasswool and mineral fibre products are NOT supported


NOTE: We cannot guarantee the supplied fixings are suitable for all walls and ceilings. We recommend you consult a professional before you proceed.

Package Contents


16 No. Assemblies,
Supports 4 Panel.



← ● 16 x Flexi Clip



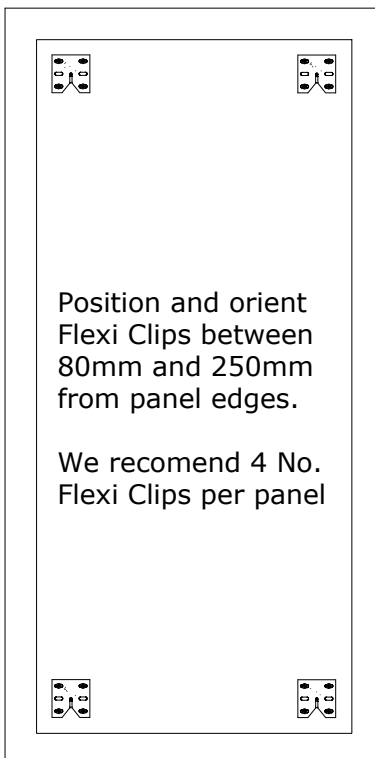
← ● 80 x EQ_Fibre Screws



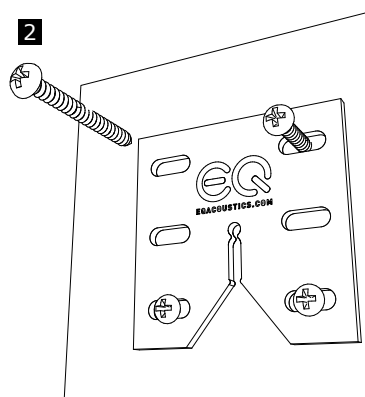
← ● 16 x Wall Plug

For Larger or custom panels you may need to increase the number of fixings

1



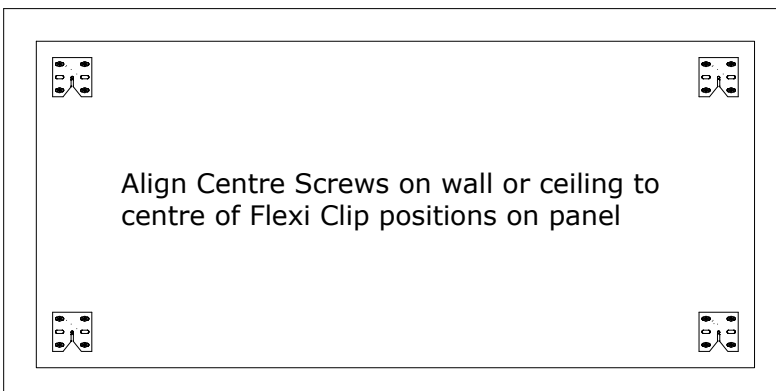
2



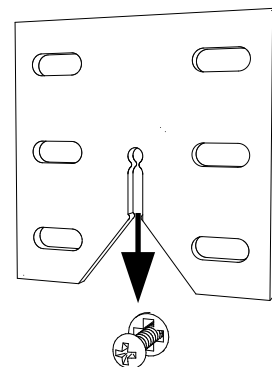
Secure Flexi Clips to panel using EQ_Fibre Screws.

Only use the EQ_Fibre Screws for attaching the Flexi Clips - *Other screws are NOT supported*

3



4



Slide the panel onto the Centre Screw until all Flexi Clips lock