

## What's included:



**1 X E-BRUSH HANDLE**  
OUR FAVOURITE TOOTHBRUSH WITH SONIC TECHNOLOGY TO EFFECTIVELY CLEAN YOUR TEETH, GUMS AND TONGUE.



**2 X E-BRUSH HEADS**  
[ONE BLACK E-BRUSH HEAD, ONE WHITE E-BRUSH HEAD]  
2 SUPER SOFT DUPONT BRISTLED TOOTHBRUSH HEADS WITH A UNIQUE DESIGN TO GENTLY CLEAN THOSE HARD TO REACH AREAS IN THE MOUTH.



**1 X INDUCTIVE WIRELESS CHARGING STATION**  
SIMPLY PUT YOUR TOOTHBRUSH ON THE CHARGING HANDLE AND GO.



**2 X BRUSH HEAD COVERS**  
TO PROTECT YOUR BRUSHES AND KEEP THEM CLEAN.



**1 X TRAVEL CASE**  
STORE YOUR TOOTHBRUSH IN ITS SLEEK AND NEAT TRAVEL BOX WHEN YOU ARE AWAY FROM HOME.



### Sonic toothbrush technology

OUR E-BRUSH VIBRATES AT A HIGHER FREQUENCY THAN A REGULAR ELECTRIC TOOTHBRUSH AND DISRUPTS DENTAL PLAQUE WITH THE USE OF UP TO 33,000 BRUSH VIBRATIONS PER MINUTE. NOT ONLY DOES SONIC TOOTHBRUSH TECHNOLOGY MANUALLY DISRUPT BACTERIA ON THE TOOTH SURFACE WITH THE SPECIALISED BRUSH HEAD, IT HELPS TO CLEAN UNDER THE JUNCTION OF THE GUM AND TOOTH ENCOURAGING OPTIMAL ORAL HEALTH.

## Function Select:

**POWER ON** - SHORT PRESS "SMART BUTTON"

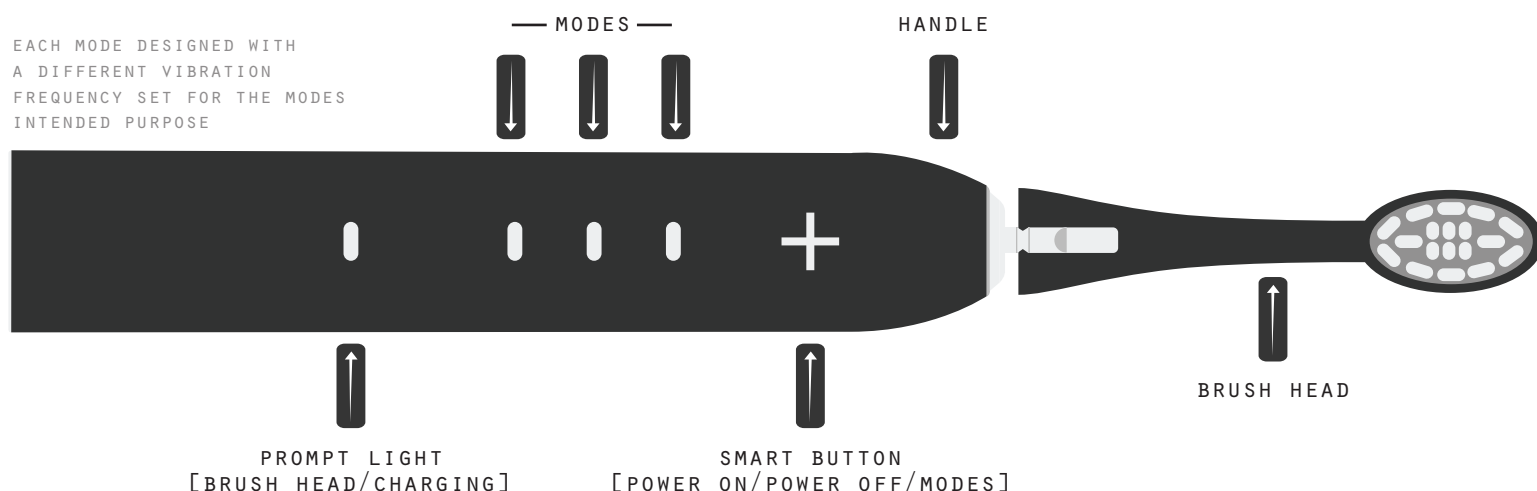
**POWER OFF** - SHORT PRESS "SMART BUTTON" AFTER 3 SECONDS OF BOOTING.

**MODE** - SHORT PRESS "SMART BUTTON" IN 3 SECONDS OF BOOTING.

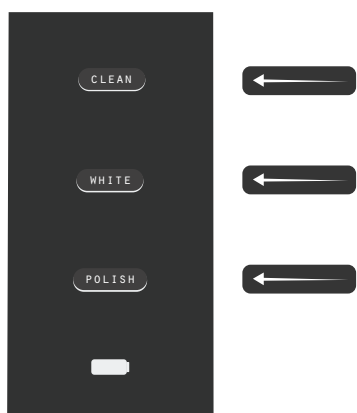
**BATTERY PROMPT** - CHARGING: GRADUALLY BRIGHTEN WHEN FULLY CHARGED WILL BE CONSTANTLY BRIGHT. [WHEN THE BATTERY IS TOO LOW, THE BATTERY PROMPT WILL FLASH AND VIBRATE 3 TIMES TO REMIND YOU TO CHARGE.]

**RESET CHANGE BRUSH HEAD REMINDER** - PRESS AND HOLD FOR 5 SECONDS WHILE THE TOOTHBRUSH IS OFF. [WHEN THE ELECTRIC TOOTHBRUSH HAS TURNED ON AND OFF FOR 180 TIMES, IT WILL PROMPT TO REPLACE THE BRUSH HEAD. PLEASE REPLACE THE BRUSH HEAD AT THAT TIME AND RESET THE CHANGE BRUSH HEAD REMINDER].

**RESTORE FACTORY SETTINGS OR RESET ME MODE** - LONG PRESS "SMART BUTTON" FOR 5 SECONDS WHILE CHARGING, ITS DONE WHEN ALL PROMPT LIGHTS ARE BRIGHT AND FLASH 3 TIMES.



## Different toothbrush modes:



THE E-BRUSH COMES WITH 3 MODES

**CLEAN** - CLEAN MODE IS YOUR BEST FRIEND AND SHOULD BE THE MOST USED SETTING. USE CLEAN FOR 2 MINUTES EACH TIME YOU BRUSH TO REMOVE PLAQUE AND FOOD RESIDUE WITH HIGH FREQUENCY BRUSH STROKES AND HIGH VIBRATION.

**WHITE** - WHITE MODE USES VARIABLE FREQUENCY VIBRATION TECHNOLOGY TO WORK SMARTER AND REMOVE PESKY SURFACE STAINS CAUSED BY COFFEE, TEA AND RED WINE.

**POLISH** - THE PERFECT MODE IF YOUR TEETH NEED A QUICK FRESHEN UP BEFORE A NIGHT OUT. HIGH-FREQUENCY CONTINUOUS VIBRATION HELPS TO POLISH AND CLEAN THE FRONT SURFACES OF YOUR TEETH LEAVING THEM SPARKLING.



### When to use:

IT'S IMPORTANT TO MAINTAIN EXCELLENT ORAL HEALTH AND BRUSH TWICE A DAY FOR 2 MINUTES WITH FLUORIDE TOOTHPASTE. FOLLOW YOUR BRUSHING ROUTINE WITH INTERDENTAL CARE SUCH AS FLOSSING.


## How to use:



KEEP THE BRUSH HEAD IN THE SAME DIRECTION AS THE SMART BUTTON AND PRESS VERTICALLY ON THE HANDLE. SOAK THE BRUSH HEAD WITH SOME WATER AND SQUEEZE A PEA SIZED AMOUNT OF TOOTHPASTE ONTO IT.



HOLD THE BRUSH HEAD AT A 45-DEGREE ANGLE PERPENDICULAR TO THE TOOTH, NEAR THE JUNCTION OF THE TOOTH AND THE GUM. WE RECOMMEND FOLLOWING A BRUSHING SEQUENCE IN THE MOUTH AND FORMING A ROUTINE TO ENSURE ALL AREAS OF EACH TOOTH ARE CLEANED.

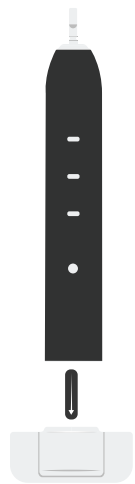


BRUSH YOUR TEETH FOR A TOTAL OF 2 MINUTES, SPENDING AT LEAST 30 SECONDS IN EACH QUADRANT OF THE MOUTH. YOUR E-BRUSH HAS A PREPROGRAM SETTING TO PROMPT YOU WHEN TO MOVE ON TO THE NEXT SECTION.



### Brushing strength

WORK SMARTER, NOT HARDER. LET THE BRUSH DO THE WORK FOR YOU. REFRAIN FROM SCRUBBING YOUR TEETH WITH THE BRUSH OR APPLYING TOO MUCH PRESSURE. THE BRUSH SHOULD BE HELD LIGHTLY WITH THE BRISTLES PLACED ON EACH SURFACE OF A TOOTH FOR A FEW SECONDS BEFORE BEING LIFTED AND PLACED ONTO THE NEXT TOOTH OR SURFACE. TRY NOT TO DRAG THE BRUSH ALONG THE GUMS BETWEEN TEETH.



### Charging

IT'S BEST TO CHARGE THE TOOTHBRUSH OVERNIGHT BEFORE FIRST USE. ONE CHARGE MAY LAST FOR UP TO 3 MONTHS OF DAILY USE OF THE BRUSH, BUT WE RECOMMEND CHARGING THE BRUSH OVERNIGHT WHERE POSSIBLE IN ORDER FOR IT TO BRUSH AT MAXIMUM EFFICIENTLY.

## Maintenance of the brush:



REPLACE THE BRUSH HEAD EVERY 3 MONTHS.



RINSE THE BRUSH HEAD UNDER HOT WATER AFTER EACH USE.



RINSE AND DRY THE TOOTHBRUSH HANDLE BEFORE STORING.



STORE IN THE TRAVEL CASE WHEN TRAVELLING.

[ THE WHITENING co. ]

E-BRUSH BY TWC