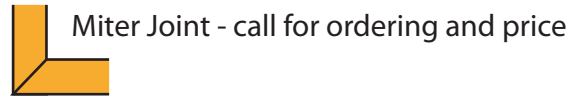



Best Clad and all Wood Double Hung Jambliner

NOTE: If the corner is a miter joint please call for availability. A sash with a miter joint **CANNOT** be ordered online.

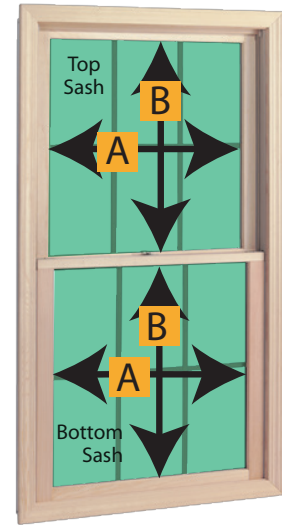



Examples of Butt Joints:

Wood Sash profile




Clad Sash profile



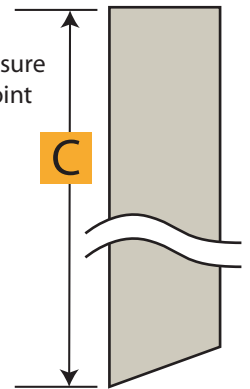
1. First. Measure the "Daylight Opening" Width A and Height B.

The daylight opening is the area of glass that you clean, not the overall size of the sash. The measurement can come from the top or bottom sash unit. If the top and bottom sash are different sizes (Cottage Style) Please contact us for price and ordering.

2. Second. Measuring for the Jambliner- Measure for the overall length: "C"



Be sure to measure the Longest point



3. Third. Provide us the info!*

SIZE of DAYLIGHT OPENING (from step 1 above):

Sash Width: A= _____

Sash Height: B= _____

COLOR of JAMBLINER:

White

Beige

LENGTH of JAMBLINER (from step 2 above):

Jamb liner Length: C= _____

* Use answers from Step 3 to place your order in the Buy Parts portion of biltbestreplacementparts.com