





Lift Top Instructions



Step 1 : Locate the two latches (one on each side) that secure the screen to the unit during shipping.




These images are from the top of the machine when the screen is up.

To unlatch the screen, you have to reach into the machine from the back (opposite of Coin Door) and reach up through the hole that is in the picture and unlatch the clamp. THE SCREEN WILL NOT GO UP UNTIL YOU DO THIS.



Here is a view of the latches from the top side of the machine



This is the latch as seen from the inside bottom of the machine

This is a latch view from the bottom inside the machine

NOTE: When transporting machine, make sure that you have fastened these latches back down again to prevent damage