


THIS SHEET INCLUDES FITTING INSTRUCTIONS FOR THE FOLLOWING PARTS:

Secondary Alternator Cover Part No. EC-ZXR400-L1-L9-1-GBR / Secondary Clutch Cover Part No. EC-ZXR400-L1-L9-2-GBR /  
Secondary Pulse Cover Part No. EC-ZXR400-L1-L9-3-GBR



**SECONDARY ALTERNATOR COVER**  
**PART NO. EC-ZXR400-L1-L9-1-GBR**

1. Remove nearside lower belly panel. The lower part of the main fairing panel will need to be loosened to allow for access to Bolt 4 in terms of its removal and replacement.
2. Remove 4 existing bolts from the stock Alternator cover, shown as position Bolt 1, 2, 3 & 4.
3. Place the Secondary Alternator Cover over the stock cover.
4. Assemble 4 replacement bolts loosely in the correct positions as shown.
5. Tighten bolts to a Torque of 10Nm as per Manufacturer's recommendations. **DO NOT OVERTIGHTEN.**
6. Replace lower belly panel.



Bolt 1  
M6X40HHF -  
10Nm




Bolt 2  
M6X-  
40HHF  
- 10Nm

Bolt 4  
M6X40HHF -  
10Nm


Bolt 3  
M6X40HHF - 10Nm

**SECONDARY CLUTCH COVER**  
**PART NO. EC-ZXR400-L1-L9-2-GBR**

1. Remove Lower Fairing panel.
2. Remove 4 existing bolts from the Clutch cover, shown as position Bolt 1, 2, 3 & 4.
3. Place the Secondary Clutch Cover over the stock cover.
4. Assemble 4 replacement bolts loosely in the correct position as shown.
5. Tighten bolts to a Torque of 10Nm as per manufacturer's recommendations. **DO NOT OVERTIGHTEN.**
6. Re-Fit Lower Fairing panel.



Bolt 1  
M6X35HHF -  
10Nm




Bolt 2  
M6X35HHF  
- 10Nm

Bolt 3  
M6X40HHF  
- 10Nm

Bolt 4  
M6X35HHF -  
10Nm

**SECONDARY PULSE COVER**  
**PART NO. EC-ZXR400-L1-L9-3-GBR**

1. Remove Lower Fairing panel.
2. Remove 4 existing bolts from the stock pulse cover, shown as position Bolt 1, 2, 3 & 4.
3. Place the Secondary pulse cover over the stock cover.
4. Assemble 4 replacement bolts loosely in the correct position as shown.
5. Tighten bolts to a Torque of 10Nm as per manufacturer's recommendations. **DO NOT OVERTIGHTEN.**
6. Re-Fit Lower Fairing panel.



Bolt 1  
M6X30HHF  
- 10Nm



Bolt 2  
M6X-  
30HHF  
- 10Nm

Bolt 4  
M6X30HHF - 10Nm

Bolt 3  
M6X30HHF -  
10Nm

[www.GBRacing.eu](http://www.GBRacing.eu)

**Engine Cover Set: EC-ZXR400-L1-L9-SET-GBR**

EC-ZXR400-L1-L9-1-GBR, EC-ZXR400-L1-L9-2-GBR, EC-ZXR400-L1-L9-3-GBR