

**950 ADVENTURE 2003-2005 &
990 ADVENTURE 2006-2014**

THIS SHEET INCLUDES FITTING INSTRUCTIONS FOR THE FOLLOWING PARTS:



Secondary Alternator Cover Part No. EC-SD-1-GBR

Secondary Clutch Cover Part No. EC-SD-2-GBR





SECONDARY ALTERNATOR COVER PART NO. EC-SD-1-GBR

- 1 Remove 4 off existing Bolts on the stock aluminium Alternator cover, corresponding to the Secondary Engine Alternator Cover, shown as Bolt Positions 1, 2, 3 & 4.
- 2 Place the Secondary Alternator Cover over the stock cover aluminium alternator cover. Loosely screw down Bolt 1 (Note: M6X40A2mm) then the remaining 3 Bolts as supplied (M6X35A2mm).
- 3 Tighten bolts to a Torque of 10Nm as per Manufacturer's recommendations. DO NOT OVERTIGHTEN.



SECONDARY CLUTCH COVER PART NO. EC-SD-2-GBR

- 1 Remove 4 off existing Bolts on the stock aluminium clutch cover, corresponding to the Secondary Engine Clutch Cover, shown as Bolt Positions 1, 2, 3 & 4.
- 2 Place the Secondary Clutch Cover over the stock aluminium cover. Loosely screw down Bolt 1 (Note: M6X90A2mm), then the remaining 3 Bolts as supplied (M6X30A2mm).
- 3 Tighten bolts to a Torque of 10Nm as per Manufacturer's recommendations. DO NOT OVERTIGHTEN.



www.GBRacing.eu

Engine Cover Set Part No: EC-SD-SET-GBR

EC-SD-1-GBR, EC-SD-2-GBR