

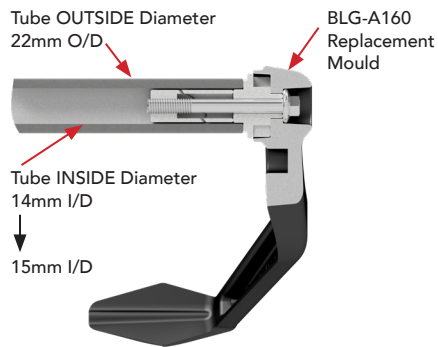
FITTING INSTRUCTIONS

TO BE FITTED BY A QUALIFIED TECHNICIAN

UNIVERSAL BRAKE LEVER GUARDS

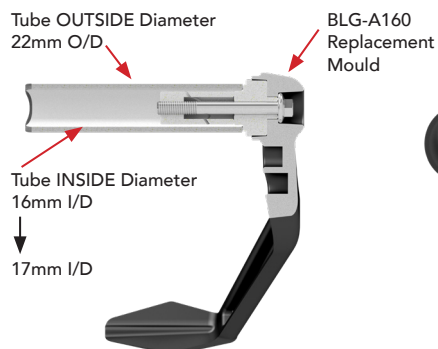
UNIVERSAL BRAKE LEVER GUARD WITH 14mm INSERT - 15mm PART NO. BLG-14-A160-GBR

- 1 Remove existing bar end and replacing it with supplied bar end.
- 2 Tighten bolt until the lever protector is tight and does not move up or down under normal pressure.
- 3 Do not ride if you are unsure if it is tight enough and always get a trained technician to confirm.



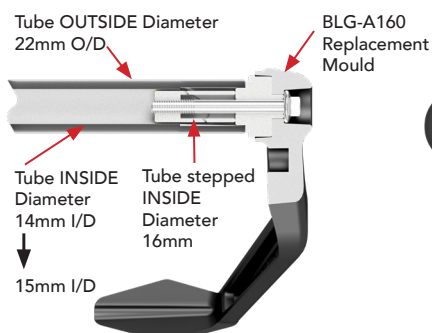
UNIVERSAL BRAKE LEVER GUARD WITH 16mm INSERT - 17mm PART NO. BLG-16-A160-GBR

- 1 Remove existing bar end and replacing it with supplied bar end.
- 2 Tighten bolt until the lever protector is tight and does not move up or down under normal pressure.
- 3 Do not ride if you are unsure if it is tight enough and always get a trained technician to confirm.



UNIVERSAL BRAKE LEVER GUARD WITH 16mm BAR END WITH A 14mm INSERT PART NO. BLG-16-14-A160-GBR

- 1 Remove existing bar end and replacing it with supplied bar end.
- 2 Tighten bolt until the lever protector is tight and does not move up or down under normal pressure.
- 3 Do not ride if you are unsure if it is tight enough and always get a trained technician to confirm.



FITTING INSTRUCTIONS

TO BE FITTED BY A QUALIFIED TECHNICIAN

UNIVERSAL BRAKE LEVER GUARDS

UNIVERSAL BRAKE LEVER GUARD, MOULDED REPLACEMENT PART ONLY
PART NO. BLG-A160

This is to be used with the GBRacing bar end and insert

- 1 Remove existing bar end and replacing it with supplied bar end.
- 2 Tighten bolt until the lever protector is tight and does not move up or down under normal pressure.
- 3 Do not ride if you are unsure if it is tight enough and always get a trained technician to confirm.

