

# PYRAMID


## 522004 Yamaha MT-09 & Tracer 9 Radiator Guard Fitting Instructions

### Kit Includes:


1X	C522004	Radiator Guard
4X	CFOA0001	Foam Strip 50mm

- Remove the radiator cheeks from the MT-09 (see images below for guide).
- The foam strips supplied can be used on the inside of the radiator guard to create a gasket between the radiator and the radiator guard.
- Position the radiator guard on the bike and reinstall all the bolts and rivets removed in the first bullet point.

Check fixings periodically.




Remove bolts



### Instructions for Tracer 9 owners

For the Tracer 9, remove the side panels (see 2 images below) and follow the bullet points 2 & 3 from the MT-09 instructions.



Any questions?  
sales@pyramid-plastics.co.uk  
+44 (0)1427 677990  
www.pyramid-plastics.co.uk



Follow us on social media and feel free to leave us a review!