

23905 Kawasaki Z900RS Belly Pan Fitting Instructions




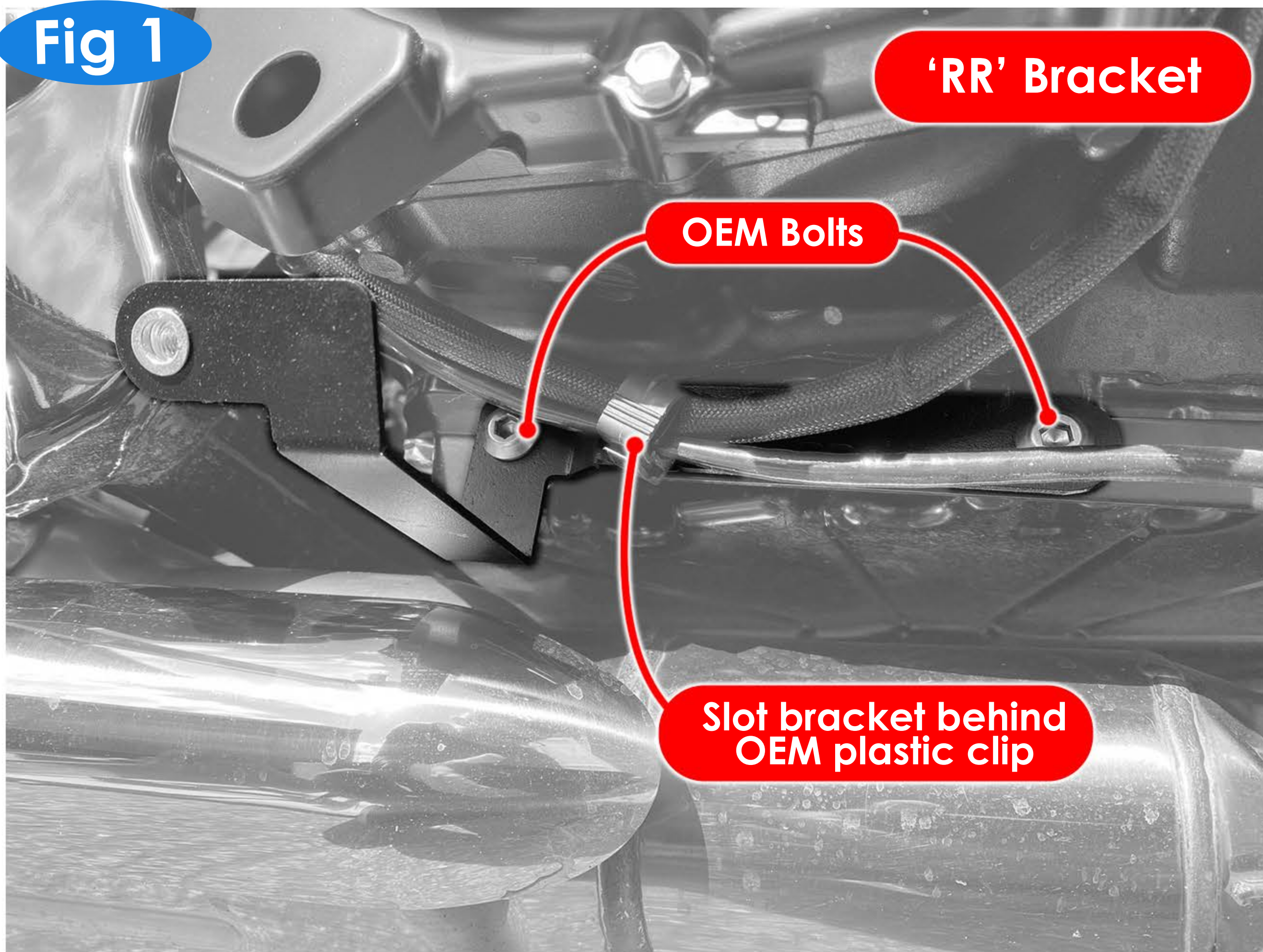
Kit Includes:

1X	C23905	Belly Pan
4X	CFK23905	Brackets (4 parts)
4X	CBOLM60008	M6 x 16mm Bolt
4X	CWASM60003	M6 Washer
4X	CPNUT0001 <i>Pre-fitted by Pyramid</i>	Aluminium Nut
1X	CBOLM100002	M10 x 20mm Bolt
1X	CNUTM100003	M10 Full Nut

Attach the RR, FL & RL brackets using the OEM bolts on the bike (see **Fig 1, 2 & 3**). The FR bracket is fitted using the M10 nut and bolt supplied (see **Fig 4**).

Attach the belly pan to the brackets using the M6 x 16mm bolts and M6 washers supplied.

Check fixings periodically.



Any questions?
sales@pyramid-plastics.co.uk
 +44 (0)1427 677990
www.pyramid-plastics.co.uk



Follow us on social media and feel free to leave us a review!

Illustrations and pictures are always clearer on our web version!