

22170 Yamaha MT-10 Belly Pan Fitting Instructions

Kit Includes:

1X	C22170	Belly Pan
3X	CFK22170	Brackets (3 parts)
4X	CBOLM60008	M6 x 16mm Bolt
4X	CWASM60003	M6 Washer
4X	CPNUT0001 <small>Pre-fitted by Pyramid</small>	Aluminium Nut
1X	CTAP0004	Heat Shield Tape (600mm length)
1X	CBRA2850	Kardesign x Pyramid Decal (150mm x 25mm)

Attach the brackets using the OEM bolts on the bike (see **Fig 1 & 2**).

Attach the Belly Pan to the brackets using the M6 x 16mm bolts and M6 washers supplied.

Check fixings periodically.

Fig 1

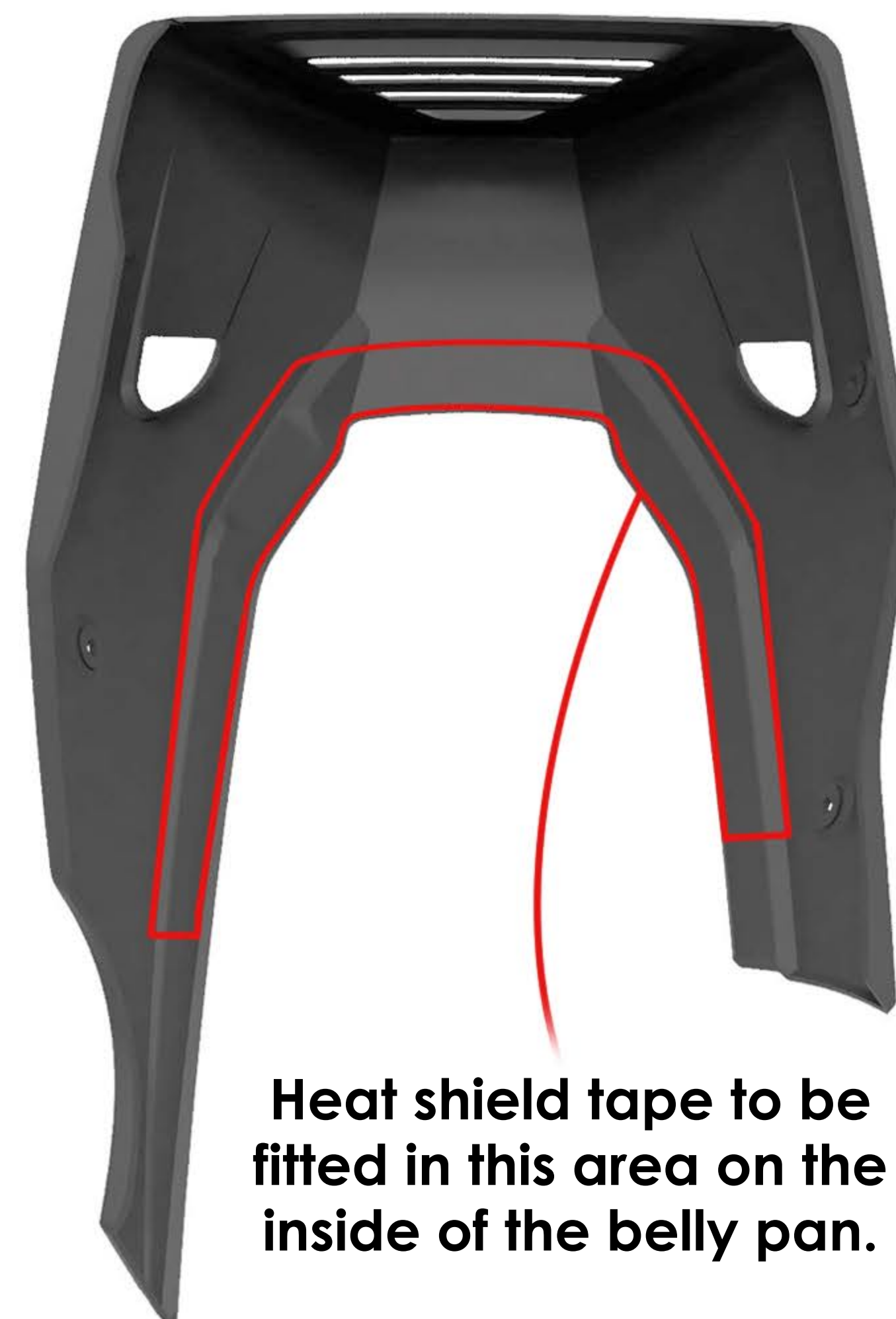




Fig 2



Any questions?
sales@pyramidmoto.co.uk
 +44 (0)1427 677990
www.pyramidmoto.co.uk



Follow us on social media and feel free to leave us a review!

Illustrations and pictures are always clearer on our web version!