

21121 Honda MSX125 Belly Pan Fitting Instructions



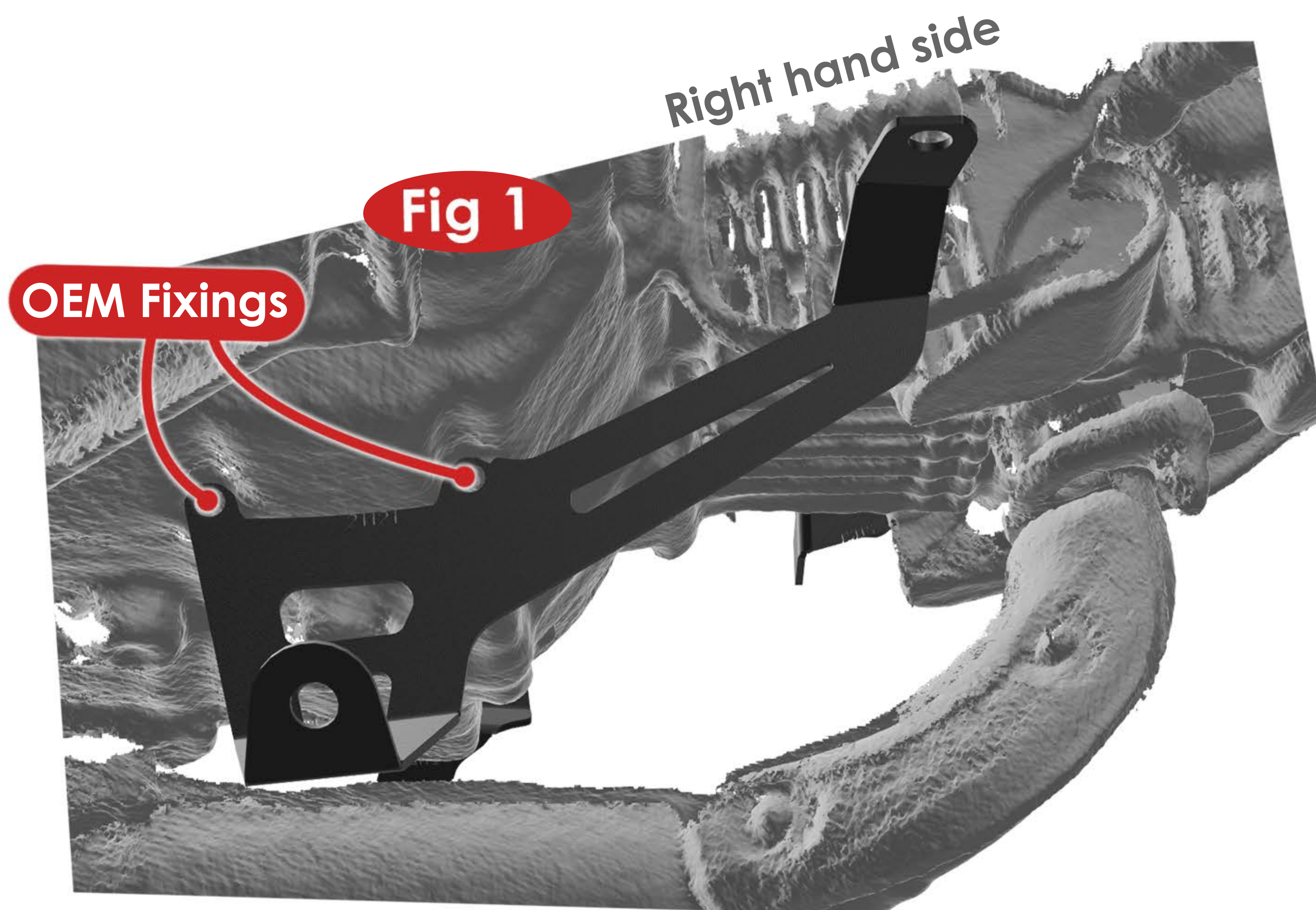
Kit Includes:

1X	C21121	Belly Pan
3X	CFK21121	Brackets (3 parts)
4X	CBOLM60008	M6 x 16mm Bolt
4X	CWASM60003	M6 Washer
4X	CPNUT0001 <small>Pre-fitted by Pyramid</small>	Aluminium Nut

Attach the brackets using the OEM bolts on the bike (see **Fig 1, 2 & 3**).

Attach the Belly Pan to the brackets using the M6 x 16mm bolts and M6 washers supplied.

Check fixings periodically.



Any questions?
sales@pyramid-plastics.co.uk
 +44 (0)1427 677990
www.pyramid-plastics.co.uk



Follow us on social media and feel free to leave us a review!