

Kit Includes:


1X	C09250	Headlight Guards (pair)
2X	CBOL2168	M5 X 16mm Bolts

A small Allen key is useful to gain access when fitting this product.

Fitting the Pyramid headlight guards is quick and simple.

- Remove the 4 bolts shown in **Fig 1** & **Fig 2**.
- To fit the Pyramid headlight guards, now use the bolts supplied for the front of the fairing (**Fig 1**) and then re-use the original bolts at the rear - inside the fairing (**Fig 2**).
- Check fixings periodically.

Fig 1




Remove and replace with supplied bolts

Any questions?
sales@pyramid-plastics.co.uk
+44 (0)1427 677990
www.pyramid-plastics.co.uk



Follow us on social media and feel free to leave us a review!

Fig 2



Re-use originals

Kit Includes:


1X	C09250	Headlight Guards (pair)
2X	CBOL2168	M5 X 16mm Bolts

A small Allen key is useful to gain access when fitting this product.

Fitting the Pyramid headlight guards is quick and simple.

- Remove the 4 bolts shown in **Fig 1** & **Fig 2**.
- To fit the Pyramid headlight guards, now use the bolts supplied for the front of the fairing (**Fig 1**) and then re-use the original bolts at the rear - inside the fairing (**Fig 2**).
- Check fixings periodically.

Fig 1




Remove and replace with supplied bolts

Any questions?
sales@pyramid-plastics.co.uk
+44 (0)1427 677990
www.pyramid-plastics.co.uk



Follow us on social media and feel free to leave us a review!

Fig 2



Re-use originals