



089401 BMW R1200R/RS & R1250R/RS Frame End Caps


Kit Includes:

X3 24mm Caps	CBUNG001
X4 39mm Caps	CBUNG002
X2 39mm Caps (with 2 ribs)	CBUNG005
X2 52mm Angled Caps	CBUNG003
X2 63mm Caps	CBUNG008
X1 Alcohol Wipe	WIP001
X4 Sand Paper Strips	CSAN002

- Ensure holes are free from debris, dirt & moisture before fitting (use alcohol wipe provided).
- **Seven** caps for the left (pictured) and **six** caps on the right. **Please ensure caps are fully inserted.**
- Apply grip tape as shown in **Fig 2**, to the angled hole highlighted in **red** in **Fig 1**. Allow to cure for 10 minutes before inserting **CBUNG005** (This applies to both sides of the bike).

**NOTE:** CBUNG005 has only 2 ribs compared to CBUNG002

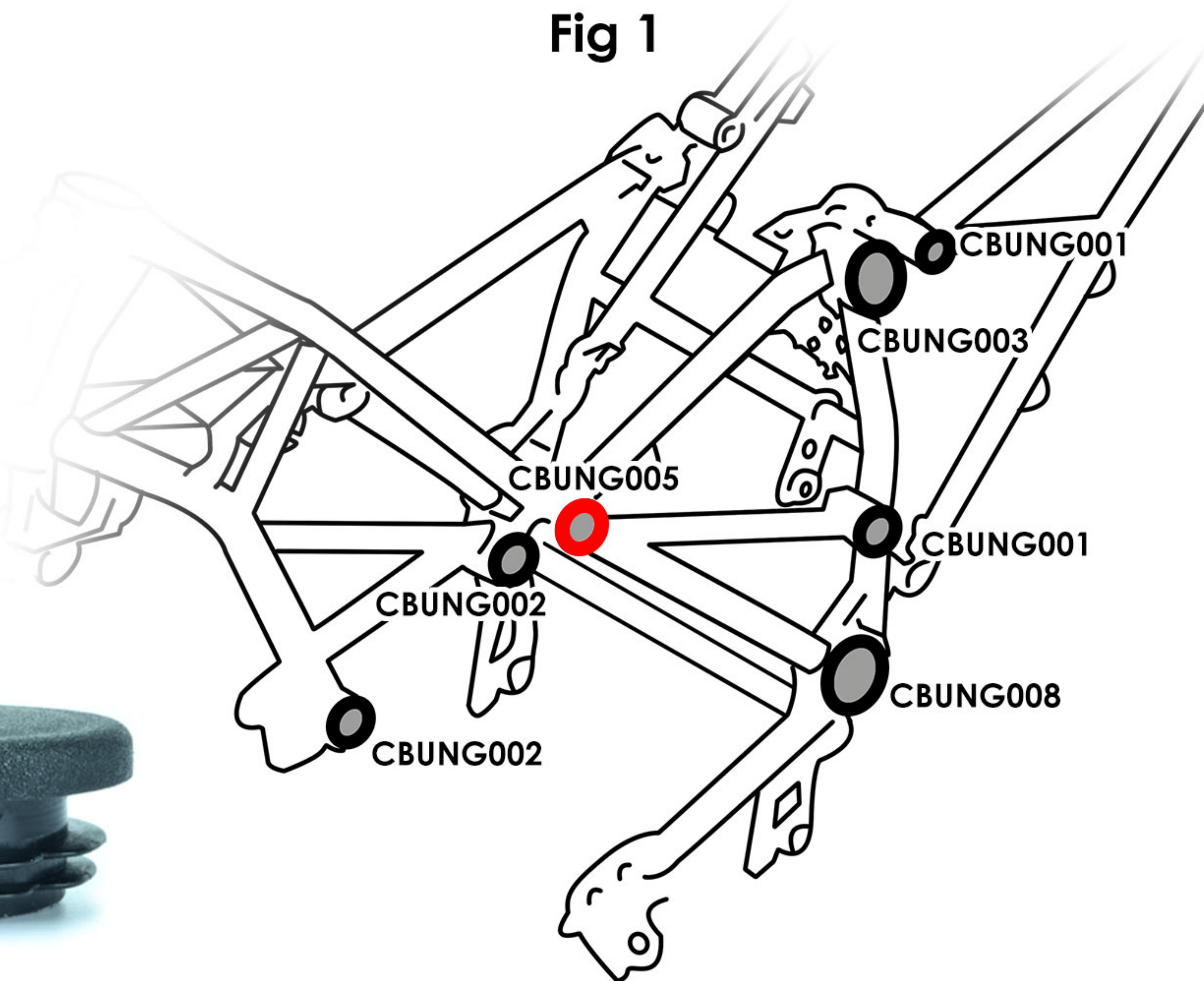
Fig 2



Contact us:

sales@pyramid-plastics.co.uk - +44 (0)1427 677990 - www.pyramid-plastics.co.uk

Follow us on social media and feel free to leave us a review!



089401 BMW R1200R/RS & R1250R/RS Frame End Caps


Kit Includes:

X3 24mm Caps	CBUNG001
X4 39mm Caps	CBUNG002
X2 39mm Caps (with 2 ribs)	CBUNG005
X2 52mm Angled Caps	CBUNG003
X2 63mm Caps	CBUNG008
X1 Alcohol Wipe	WIP001
X4 Sand Paper Strips	CSAN002

- Ensure holes are free from debris, dirt & moisture before fitting (use alcohol wipe provided).
- **Seven** caps for the left (pictured) and **six** caps on the right. **Please ensure caps are fully inserted.**
- Apply grip tape as shown in **Fig 2**, to the angled hole highlighted in **red** in **Fig 1**. Allow to cure for 10 minutes before inserting **CBUNG005** (This applies to both sides of the bike).

**NOTE:** CBUNG005 has only 2 ribs compared to CBUNG002

Fig 2



Contact us:

sales@pyramid-plastics.co.uk - +44 (0)1427 677990 - www.pyramid-plastics.co.uk

Follow us on social media and feel free to leave us a review!

