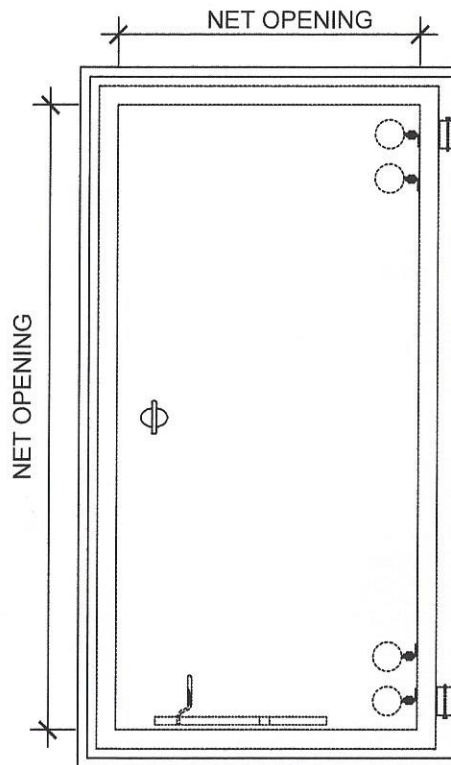


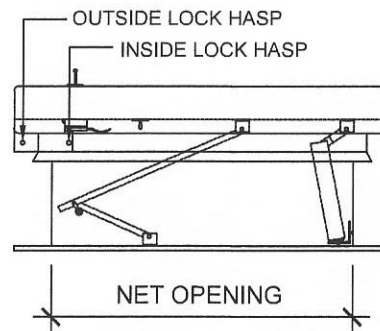
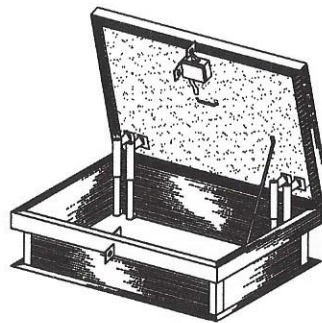
MODEL - RHG

SECTION

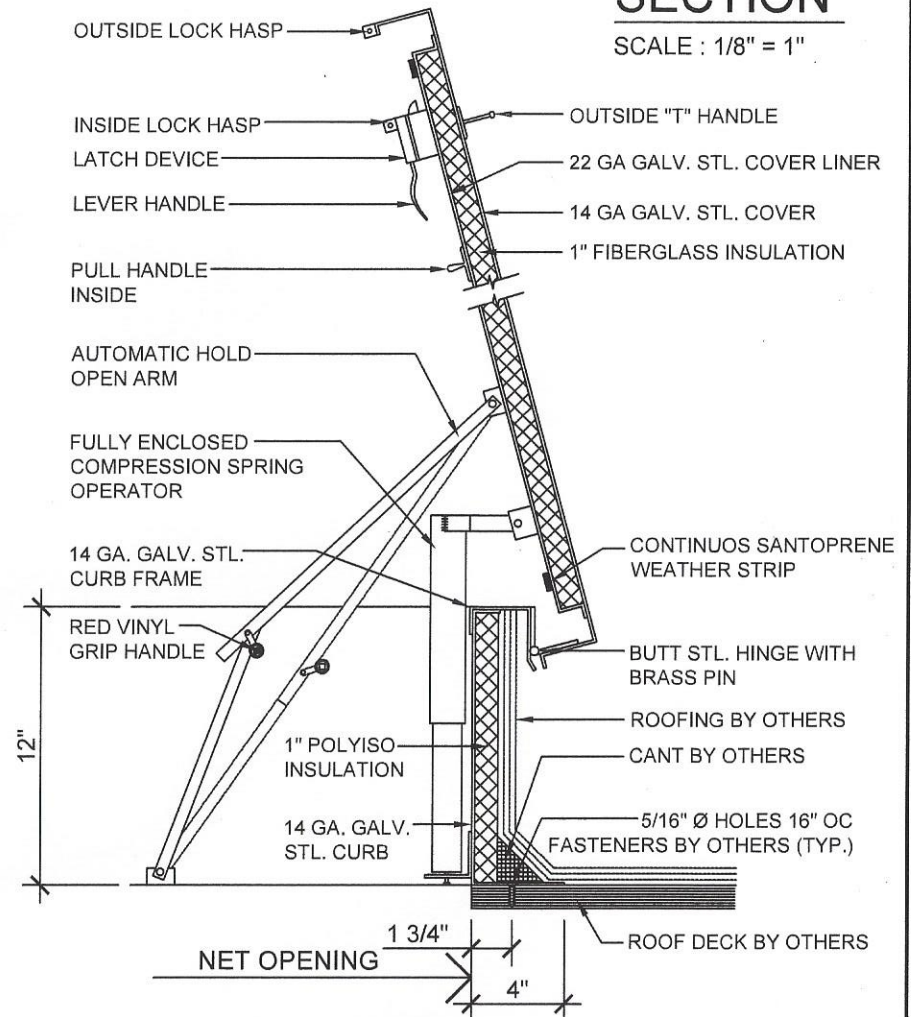
SCALE : 1/8" = 1"



PLAN VIEW
NOT TO SCALE



SIDE VIEW
NOT TO SCALE



MODEL :
NET OPENING :
UNITS REQUIRED :
FINISH : PRIME PAINTED

SPECIFICATIONS :

ALL PARTS SHALL BE NEATLY FORMED AND FABRICATED WITH ALL JOINTS AND SEAMS COMPLETELY WELDED TO INSURE WATER TIGHTNESS . COVER, COVER LINER, CURB AND CURB FRAME TO BE FORMED FROM GALVANIZED STEEL AND SUPPLIED WITH A BLUE METAL PRIMER FINISH. UNIT SHALL BE SUPPLIED COMPLETELY ASSEMBLED AND READY FOR INSTALLATION. UNIT WILL OPEN TO MAXIMUM 75° POSITION. ACTUAL NUMBER OF SPRING OPERATORS TO BE DETERMINED AS NEEDED FOR SMOOTH OPERATION OF UNIT.

INDUSTRIAL
LADDER & SCAFFOLDING

By
Lane-Aire
MANUFACTURING CORP.

P: (916) 452-0231 F: (916) 452-0245

www.anyladder.com

JOB	SHEET 1 OF 1
ARCH.	
CONTR.	
SUB. CONTR.	DWG. NO. RHG
DRAWN BY	
DATE:	