

TECHNICAL SPECIFICATION

60min FIRE-RATED ATTIC LADDER LMF 60

I. APPLICATION

The LMF60 model is a new generation attic ladder that provides access to unused space in the attic, and at the same time functions as a fire protection for 60 minutes (1 hour rating in accordance with **NFPA 288 and ASTM E119-14.**)

II. STRUCTURE

No.	Element	Description
1	Hatch	Insulated, sandwich type, white, thickness: 3 3/8". Thermal insulation thickness: 3 1/8". No lock – unloading mechanism presses the hatch to the box, opening with use of a control rod. Equipped with a gasket that expands under extreme heat.
2	Frame	Pinewood. Height: 8 7/8". Gasket: 3pcs.
3	Ladder	Metal. Ladder width: 15". Stringer height: 3 1/8". Distance between steps: version to room height 10'1" - 9 7/8", version to room height 11'10" - 9 1/2".
4	Steps	Metal, equipped with anti-slip profile. Step width: 3 1/8". Length: 13 3/8".
5	Standard Accessories	Plastic ends. Handrail: version to room height 10'1" - metal handrail, version to room height 11'10" - handrail with unloading mechanism. Rod for opening: version to room height 10'1" - control rod to open the hatch, version to room height 11'10" - telescopic control rod to open the hatch and unfold the ladder.

III. DIMENSIONS

No.	Rough Opening	Room height
1	22.5" x 54"	8'1" – 10'1"
2	25" x 54"	
3	30" x 54"	
4	25" x 56.5"	9'7 1/2" – 11'10"
5	30" x 56.5"	

IV. TECHNICAL PARAMETERS

Maximum loading	350 lbs
Heat transfer coefficient	R-value: 8.9
Fire rating:	
ASTM E119-14 NFPA 288	60 min

V. COMPATIBLE ACCESSORIES

Ladder Balustrade LXB-U	The balustrade is available in one standard size 30"x54" for all attic ladders.
Wooden trim LXL-W	The trims are available in size 30"x56.5" for smaller sizes have to be cut.
PCV trim LXL-PVC	The trims are available in size 30"x56.5" for smaller sizes have to be cut.
Box extension LXN-B	The standard box height is 4". While ordering the LXN please provide ladder type and size.
Upper hatch LXW-B	The height of the upper hatch box is 7 3/4".
Installation brackets LXX	Maximum ceiling 15 3/8".



Version to room height 10'1"

Version to room height 11'10"



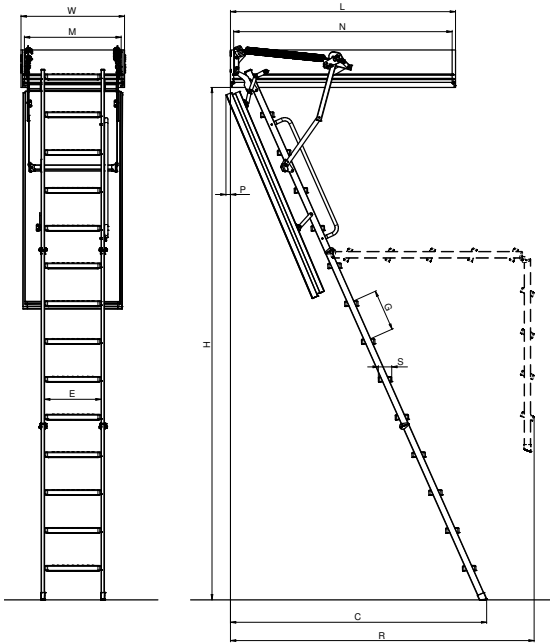
VI. ASSEMBLY INFORMATION

The attic ladder should be installed in the load-bearing structure with a fire-resistance at least equal to a fire-resistance of the attic ladder.
 The gap between attic ladder box and load-bearing structure should be filled with a fire-resistant materials, according to the fitting instruction.
 The LMF60 attic ladder requires screwing side elements of the supports which for transport purposes are unscrewed.
 The length of the last segment should be cut on-site to suit to existing ceiling height. Installation of the product must be carried out in accordance with the included fitting instructions.

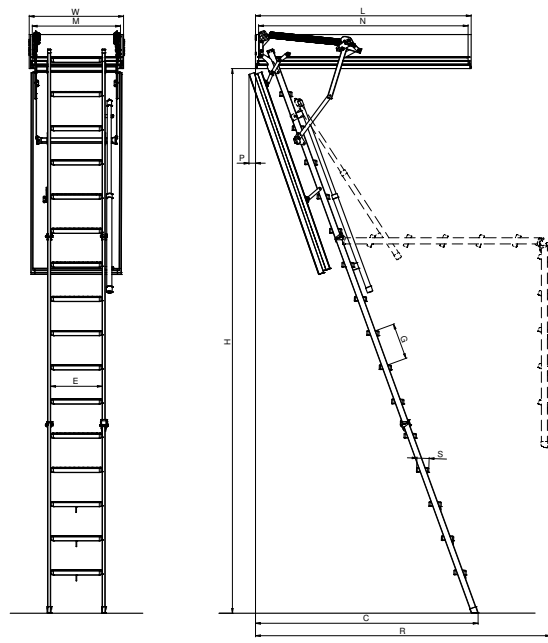
Pre-installation, installation and safety instruction: <https://www.fakrousa.com/installers/installation-instructions/>

Installation movies: <https://www.fakrousa.com/installers/installation-videos/installation-videos-for-attic-ladders/>

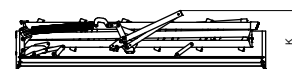
VII.DETAILED DIMENSIONS



Version to room height 10'1"



Version to room height 11'10"



LMF 60		22 1/2 x 54	25 x 54	30 x 54	25 x 56 1/2	30 x 56 1/2
Manufacturer's part number		869235	869236	869237	869238	869239
Ceiling height	H	8'1" - 10'1"			9'7 1/2" - 11'10"	
Rough opening	AxB	22 1/2" x 54"	25" x 54"	30" x 54"	25" x 56 1/2"	30" x 56 1/2"
Outside frame dimensions	WxL	22" x 53 1/2"	24 1/2" x 53 1/2"	29 1/2" x 53 1/2"	24 1/2" x 56"	29 1/2" x 56"
Internal dimensions	MxN	20 1/2" x 51 3/4"	22 7/8" x 51 3/4"	28" x 51 3/4"	22 7/8" x 54 3/8"	28" x 54 3/8"
Projection	R	72"			76"	
Landing space	C	61"			61"	
Folded ladder height	K	16"				
Board movement after opening	P	1 3/4"				
Distance between steps	G	9 7/8"			9 1/2"	
Frame height		8 7/8"				
Approx. Weight (lbs)		111	115	126	143	150