

# SAUNA COB - SINGLE COLOR

## 24V DC Fully Sealed IP67 Strip Light

The IP67 rated COB Single Color strip light is built to withstand the most extreme environments. With the ability to perform in temperatures up to 105° C while being fully encased in a silicone extrusion, the IP67 COB strip light is perfect for adding comforting ambiance and relaxing vibes to any sauna or steam room.

- Available in Red, Green, Blue, Amber, and Pink color options
- Custom Cut orders with factory assembled leads only - not cuttable in the field
- IP67 rating featuring encased flexible housing design
- Reinforced backing produces stronger bending resistance while protecting the LED chips and strengthening heat dissipation
- Suitable for use in sauna/spa environments with wet location rating and up to 105° C temperature ceiling
- Dot-free COB linear LED form a larger luminous phosphor area creating a better luminous effect
- Immersion gold process prevents color drift and improves performance
- cULus Listed for indoor and outdoor locations
- 30,000 hours rated life



### SAUNA COB QUICK SPECS

<b>INPUT VOLTAGE</b>	24V DC
<b>WATTAGE</b>	3.04W per ft
<b>LUMENS</b>	Up to 100Lm per ft
<b>COLOR OPTIONS</b>	Red / Green / Blue / Amber / Pink
<b>MAX RUN</b>	16.4ft
<b>CUTTING POINTS</b>	Every 1.96" (50mm) - Custom Orders Only - Factory Sealed
<b>IP RATING</b>	IP67 - Wet Location**
<b>DIMMING</b>	10-100%*
<b>OPERATING TEMP</b>	-30°C (-22°F) to 105°C (221°F)**
<b>LED SPACING</b>	Every 5/8"; 20 per foot
<b>RATING</b>	cULus Listed (Void if field cut) †
<b>RATED LIFE</b>	30000 Hours

\*Minimum loads may apply. Per the NEC, switched wall outlets cannot be used with wall dimmers.  
 \*\*Do not install during inclement weather  
 † cULus Listing, temperature, and IP ratings void if product is cut in field.

PROJECT: \_\_\_\_\_

TYPE: \_\_\_\_\_

LOCATION: \_\_\_\_\_

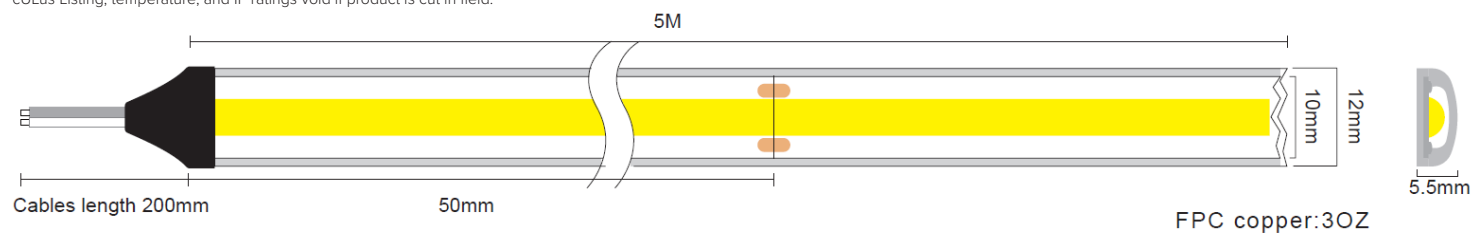
CATALOG NUMBER: \_\_\_\_\_



### SAUNA COB IP RATINGS

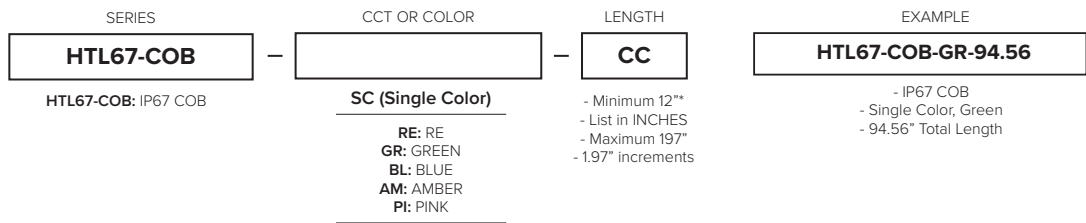


**IP67 (Encased)**  
 Fully encased tape light in sealed silicone extrusion with matte process for wet location and high temperature capability with non-stick surface  
**Best suited:** Indoor & Outdoor wet locations including saunas and steam rooms or where ambient temperature.



**SAUNA COB CUSTOM CUT ORDERING**

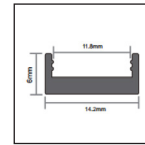
\*Custom Cut Orders - Please Allow Up To 8-12 Weeks Order Processing & Delivery\*



Order must specify Color or CCT option as well as length and quantity details.  
 \*Custom Cut Lengths must be calculated in 1.97" increments (Min 1ft / Max. 16.4ft). See page 3 for cut increment guide.  
 Each order should include 1x HTL67-COB-CC-ASSEMBLY per cut. 6ft lead standard.

**SAUNA COB ACCESSORIES**

ITEM NUMBER	DESCRIPTION
<b>HTL67-COB-12MM-TRACK-1M</b>	1M Polycarbonate mounting channel for 12mm IP67 COB
<b>TL-CLIPS-15</b>	IP67 Mounting Clips - Qty 15
<b>TL-LCLIPS-15</b>	IP67 "L" Mounting Clips - Qty 15



**HTL67-COB-12MM-TRACK-1M**



**TL-CLIPS-15**



**TL-LCLIPS-15**

**RECOMMENDED POWER SUPPLIES**

ITEM NUMBER	DESCRIPTION	MAX / MIN LOAD	INPUT VOLTAGE	OUTPUT VOLTAGE	DIMMABLE	DIMENSIONS
<b>ADPTPRO-DRJ-30-24</b>	Adaptive Pro Series 30W	30W / 3W	100-277V AC	24V DC	Yes*	6.49"L x 3.6"W x 1.02"H
<b>ADPTPRO-DRJ-60-24</b>	Adaptive Pro Series 60W	60W / 6W	100-277V AC	24V DC	Yes*	7.44"L x 3.77"W x 1.73"H
<b>ADPTPRO-DRJ-96-24</b>	Adaptive Pro Series 96W	96W / 9.6W	100-277V AC	24V DC	Yes*	8.70"L x 3.77"W x 1.73"H
<b>ADPTPRO-DRJ-192-24</b>	Adaptive Pro Series 192W (2 x 96W)	192W / 19.2W	100-277V AC	24V DC	Yes*	10.94"L x 4.33"W x 1.88"H
<b>ADPTPRO-DRJ-288-24</b>	Adaptive Pro Series 288W (3 x 96W)	288W / 28.8W	100-277V AC	24V DC	Yes*	11.92"L x 4.33"W x 1.88"H
<b>ADPTPRO-200-24</b>	Adaptive Pro Series 200W	200W / 20W	100-277V AC	24V DC	Yes*	10.07"L x 3.07"W x 1.85"H
<b>ADPTPRO-300-24</b>	Adaptive Pro Series 300W	300W / 30W	100-277V AC	24V DC	Yes*	10.86"L x 3.07"W x 1.85"H

\*5-in-1 Dimming Compatible With Most MLV, ELV, and TRIAC Dimmers\*

**SAUNA COB RECOMMENDED DIMMERS**

BRAND	MODEL / #	TYPE	DIMMING RANGE
<b>LUTRON</b>	DIVA / DVELV-300P-LA	ELV	10-100%
<b>LUTRON</b>	SKYLARK / SELV 300P	ELV	10-100%

**SAUNA COB CUT INCREMENT GUIDE**

Segment	Length (MM)	Length (Inch)	Length (Feet)
1	50	1.96	0.16
2	100	3.92	0.33
3	150	5.88	0.49
4	200	7.84	0.66
5	250	9.8	0.82
6	300	11.76	0.99
7	350	13.72	1.15
8	400	15.68	1.31
9	450	17.64	1.48
10	500	19.6	1.64
11	550	21.56	1.81
12	600	23.52	1.97
13	650	25.48	2.13
14	700	27.44	2.30
15	750	29.4	2.46
16	800	31.36	2.63
17	850	33.32	2.79
18	900	35.28	2.96
19	950	37.24	3.12
20	1000	39.2	3.28
21	1050	41.16	3.45
22	1100	43.12	3.61
23	1150	45.08	3.78
24	1200	47.04	3.94
25	1250	49	4.10
26	1300	50.96	4.27
27	1350	52.92	4.43
28	1400	54.88	4.60
29	1450	56.84	4.76
30	1500	58.8	4.93
31	1550	60.76	5.09
32	1600	62.72	5.25
33	1650	64.68	5.42
34	1700	66.64	5.58
35	1750	68.6	5.75
36	1800	70.56	5.91
37	1850	72.52	6.07
38	1900	74.48	6.24
39	1950	76.44	6.40
40	2000	78.4	6.57
41	2050	80.36	6.73
42	2100	82.32	6.90
43	2150	84.28	7.06
44	2200	86.24	7.22
45	2250	88.2	7.39
46	2300	90.16	7.55
47	2350	92.12	7.72
48	2400	94.08	7.88
49	2450	96.04	8.04
50	2500	98	8.21

Segment	Length (MM)	Length (Inch)	Length (Feet)
51	2550	99.96	8.37
52	2600	101.92	8.54
53	2650	103.88	8.70
54	2700	105.84	8.87
55	2750	107.8	9.03
56	2800	109.76	9.19
57	2850	111.72	9.36
58	2900	113.68	9.52
59	2950	115.64	9.69
60	3000	117.6	9.85
61	3050	119.56	10.01
62	3100	121.52	10.18
63	3150	123.48	10.34
64	3200	125.44	10.51
65	3250	127.4	10.67
66	3300	129.36	10.84
67	3350	131.32	11.00
68	3400	133.28	11.16
69	3450	135.24	11.33
70	3500	137.2	11.49
71	3550	139.16	11.66
72	3600	141.12	11.82
73	3650	143.08	11.98
74	3700	145.04	12.15
75	3750	147	12.31
76	3800	148.96	12.48
77	3850	150.92	12.64
78	3900	152.88	12.81
79	3950	154.84	12.97
80	4000	156.8	13.13
81	4050	158.76	13.30
82	4100	160.72	13.46
83	4150	162.68	13.63
84	4200	164.64	13.79
85	4250	166.6	13.95
86	4300	168.56	14.12
87	4350	170.52	14.28
88	4400	172.48	14.45
89	4450	174.44	14.61
90	4500	176.4	14.78
91	4550	178.36	14.94
92	4600	180.32	15.10
93	4650	182.28	15.27
94	4700	184.24	15.43
95	4750	186.2	15.60
96	4800	188.16	15.76
97	4850	190.12	15.92
98	4900	192.08	16.09
99	4950	194.04	16.25
100	5000	196	16.42



# AMERICAN LIGHTING WARRANTY

## LIMITED WARRANTY FOR LED PRODUCTS: 1 YEAR

### LIMITED PRODUCT WARRANTY

Our products are warranted to be free from defects in material and workmanship for the warranty period listed. Warranty periods begin from the date of shipment from American Lighting Inc's warehouse to the original purchaser. Products that prove to be defective during their specific warranty period will be either repaired or replaced, at the sole discretion of American Lighting Inc. Claims for defective products must be submitted in writing to American Lighting Inc's RGA Department within the warranty period. Upon approval of such return, American Lighting Inc reserves the right to inspect the product for misuse or abuse. Claims for indirect or consequential damages or for product that, in American Lighting Inc's opinion, has been misused will be denied. This is a warranty of product reliability only and not a warranty of merchantability or fitness for a particular purpose. American Lighting Inc shall have no liability whatsoever in any event for payment of incidental or consequential damages, including, without limitations, installation costs and/or damages for personal injury and/or property. These products may represent a possible shock or fire hazard if improperly installed or altered in any way. This warranty does not apply to any product that has not been properly installed in accordance with current local codes and/or the National Electrical Code. Products that require a transformer, driver, or power supply must be used in conjunction with American Lighting Inc's recommended power supply to ensure safety and retain product warranty.

### PRODUCT SPECIFICATIONS

For the latest product information, updates, instructions and details concerning specifications, colors, finishes, performance, installation and design, visit [www.americanlighting.com](http://www.americanlighting.com). Color may vary from the color printed herein due to limitations in photographic and printing processes. American Lighting Inc. reserves the right to change product specifications without notice. Other product specifications such as color temperature, wavelength characteristics and lumen output are subject to production limitations and may vary. LED technology is changing rapidly, and not all color temperatures and performance levels can be duplicated at a later time. Best practices include purchasing 10-15% more for a particular project on the same initial order where white LED color temperatures must be maintained over project and product life. Eventual product replacement should be considered at layout and design stages. Best practices also include testing connections and product performance prior to mounting and/or installing.

### AVERAGE LIFE

Average incandescent lamp life, rated life and average life are terms used to describe the number of hours at which half of the lamps have failed. For LEDs, the hours of rated life specify the point where 70% of original lumen output is reached. Below this point, the effective life is over, however, the LED may still emit light. Individual results may vary with actual environmental conditions including, but not limited to, proper installation, ambient temperature and/or input voltage fluctuations.