



# LIGHTING COMPONENTS GUIDE

 **SATCO**<sup>®</sup>

[WWW.SATCO.COM](http://WWW.SATCO.COM)

Satco is pleased to present the latest edition of our Lighting Components Catalog. Many new parts and accessories have been added, and each section is color-coded and arranged to make finding the right product easy.

## Brilliance

Satco is committed to providing unsurpassed quality, service and product assortment. These efforts, along with our strategic locations, make Satco the preferred choice in lighting component products and light sources.

**Six convenient locations**

**WASHINGTON**  
4710 116th St. S.W.  
Mukilteo, Washington 98275  
800-437-2826  
(425) 789-3300 FAX: (425) 789-3310

**NEW YORK CORPORATE OFFICES**  
110 Heartland Blvd.  
Brentwood, N.Y. 11717  
800-437-2826  
(631) 243-2022 FAX: (631) 243-2027

**CALIFORNIA**  
31288 San Benito St.  
Hayward, California 94544  
800-437-2826  
(510) 487-4822 FAX: (510) 487-8955

**TEXAS**  
2000 Valwood Parkway  
Farmers Branch, Texas 75234  
800-437-2826  
(972) 247-2437 FAX: (972) 247-5408

**FLORIDA**  
900 N.W. 159th Drive  
Miami, Florida 33169  
800-437-2826  
(305) 624-2044 FAX: (305) 623-0286

**PUERTO RICO**  
Bldg 3, Compeche St. 22  
Julio N. Matos Industrial Park  
Bo Martin Gonzales  
Carolina, PR 00984  
800-437-2826  
(787) 757-3510 Fax: (787) 757-3540

# At Satco, our business isn't about us. It's about you and your business.

Satco and our Nuvo®, Hygrade™ and KolourOne™ brands have grown to be industry leaders by offering you the widest selection of lamps, fixtures and lighting components.

#### The most innovative technology.

The highest standards of quality and efficiency. And a reputation for service earned one customer at a time for almost 50 years.

#### Satco. Setting the standards.

With a vast catalog of products built to the highest quality standards, massive inventories, a highly automated nationwide distribution network, and a growing investment in research and development, few lighting manufacturers can match Satco's depth of industry experience.

#### The widest selection.

Satco keeps homes across North America lit through the thousands of retail outlets we supply with replacements lamps and consumer lighting accessories.

The residential and commercial building trades rely on Satco's comprehensive line of fixtures, track and outdoor lighting and lamps, which are widely available through electrical distributors across the country.

Lighting fixture manufacturers turn to Satco Logistics for on-time shipping of thousands of component parts in orders of any size, including lamps, ballasts, sockets, switches, cords, canopies and glassware of every description.



As an ongoing effort on behalf of Satco Products, Inc. to remain dedicated to the improvement of our products, we reserve the right to change specifications. The information contained in this catalog is subject to change without notice. We cannot be responsible for typographical errors.

## Sockets & Lampholders

- Medium base aluminum
- Medium base 3 & 4 piece stamped solid brass
- Medium base interiors, shells & accessories
- Assorted socket clusters
- Medium base 4 piece stamped solid brass pre-wired sockets
- Medium base phenolic
- Medium base (paper liner)
- Medium base porcelain
- Medium base porcelain - 4KV
- Medium base porcelain - 4KV - 6KV
- Specialty porcelain & lamps
- Bayonet & linear sockets
- Sign receptacles
- Fluorescent lamps, sockets & ballasts
- Electronic socket ballasts & socket caps
- Compact fluorescent lamps
- Fluorescent receptacles & fixtures
- LED lamps, specialty fixtures & lamps

## Wire, Cords & Accessories

- Bulk wire
- Cord sets
- Extension cords
- Power supply cords & accessories
- Surge suppressors
- Wire covers
- Electrical tape & terminals
- Lighting accessories & wire connectors
- Bushings
- Flood lights
- Ampacity charts, power supply cord terminology

## Hardware & Lamp Parts

- Harps & accessories
- Knobs & finials
- Reel & bulk chain
- Steel & brass nipples
- Cross bars & lamp parts
- Locknuts & washers
- Check rings
- Washers & steel pipe
- Fixture & screw collar loops
- Hardware, caps, screw & bushings
- Brass couplings & balls
- Brass necks & spindles
- Brass swivels
- Armbacks & elbows
- Swag hook kits & drop ceiling/track accessories
- Spacers & candle cups
- Steel necks
- Candle covers
- Bead chain & accessories, pulls & tassels
- Crystal & lighting accessories










## Canopies & Glass Holders

- Canopy parts & kits
- Canopies & extensions
- Vintage canopy kits & stamped brass sockets
- Canopy, fan & blank up kits
- Wired fixture holders, wired ceiling pans
- Bent glass holders & glass holders
- Cast brass canopies
- Heavy 2-step steel canopies
- Wall sconces
- U-Channel glass holders
- Glass holders & fixture bodies

## Glassware & Shades

- Globe, schoolhouse, drum & mushroom glass
- Screw fitter & cased glass
- Lexan & poly
- Hall, porch, I.E.S. fixture & specialty glass
- Bend glass (round square & u-channel)
- Clip-on shades

# Contents

<b>About Satco</b>	<b>2 - 3</b>
 Sockets & Lampholders	6-96
 Ballasts	97-104
 Switches & Accessories	105 - 122
 Wires, Cords & Accessories	123 - 152
 Hardware & Lamp Parts	153 - 194
 Canopies & Glassholders	195 - 214
 Glassware & Shades	215 - 228
 Charts	229 - 231
 Index	232 - 240

## Ballasts

- Fluorescent Ballasts & HID Ballasts

## Switches & Accessories

- Switches (rotary, push, pull chain, toggle)
- Dimmer controls & switches
- Attachment plugs
- Line cord switches
- Rocker switches
- Photoelectric & touch switches
- Socket extenders, reducers & adapters
- Outlets (plug-in & add-on)





Medium base aluminum .....	6-14
Medium base 3 & 4 piece stamped solid brass .....	15-23
Medium base interiors, shells and accessories .....	24-25
Assorted socket clusters .....	26-29
Medium base 4 piece stamped solid brass pre-wired .....	30-35
Medium base phenolic .....	36-40
Medium base (paper liner) .....	41

## Sockets & Lampholders

Medium base porcelain .....	42-51
Medium base porcelain - 4KV .....	52-55
Medium base porcelain - 4KV - 6KV .....	56-57
Specialty porcelain & lamps .....	58-59
Medium base receptacles & bulb cages .....	60-61
Medium base phenolic sockets .....	62-63
Medium base phenolic socket clusters .....	64-67
Candelabra base phenolic .....	68-71
Candelabra & intermediate base sockets .....	72
Specialty porcelain/halogen .....	73-75
Bayonet & linear sockets .....	76
Sign receptacles .....	77
Fluorescent lamps, sockets & ballasts .....	78-85
Electronic socket ballasts & socket caps .....	86-89
Compact fluorescent lamps .....	90-91
Fluorescent receptacles & fixtures .....	92-95
LED lamps, specialty fixtures & lamps .....	96

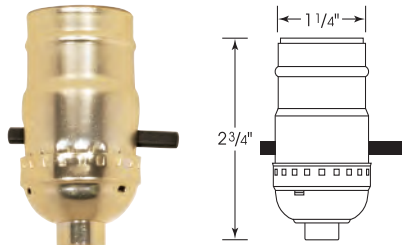


## Medium Base Lampholders

Aluminum—Screw Terminals / Push-In Terminals



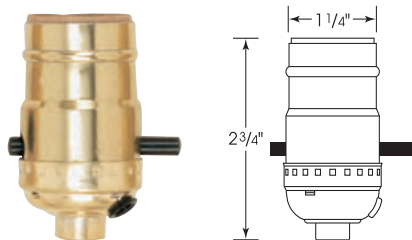
### On-Off Push Thru Socket



**80-1000**  
660W-250V

Cat No.	Finish	Terminal	Cap	Set Screw	Uno-Thread	Master
80-1000	Brite Gilt	Screw	1/8 IPS	Less	No	500
90-410	Brite Gilt	Screw	1/8 IPS	Less	No	250
80-1001	Nickel	Screw	1/8 IPS	Less	No	500
80-1527	Nickel	Screw	1/8 IPS	With	No	250
80-1529	Brite Gilt	Screw	1/8 IPS	With	No	250
90-1408	Brite Gilt	Screw	1/8 IPS	With	Yes	200/10
80-1348	Brite Gilt	Push-In	1/8 IPS	Less	No	500

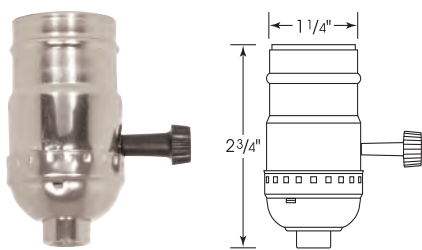
### On-Off Push Thru Socket w/Side Outlet - For SPT-2



**90-418**  
660W-250V

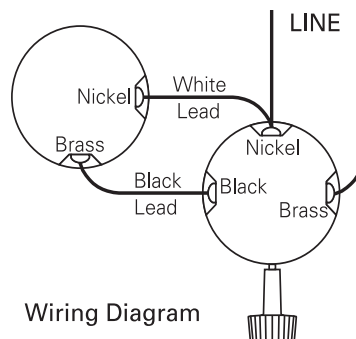
Cat No.	Finish	Terminal	Cap	Set Screw	Uno-Thread	Master
90-418	Brite Gilt	Screw w/Sideout Hole	1/8 IPS	Less	No	250
80-1754	Nickel	Screw w/Sideout Hole	1/8 IPS	With	No	250
80-2137	Brite Gilt	Screw w/Sideout Hole	1/8 IPS	With	No	250
80-2437	Regular Antique Brass	Screw w/Sideout Hole	1/8 IPS	With	No	250
80-2438	Dark Antique Brass	Screw w/Sideout Hole	1/8 IPS	With	No	250

### 3 Terminal (2 Circuit) Turn Knob Socket w/Removable Knobs



**80-1009**  
250W-250V

Cat No.	Finish	Terminal	Cap	Set Screw	Uno-Thread	Master
80-1008	Brite Gilt	Screw	1/8 IPS	Less	No	500
90-421	Brite Gilt	Screw	1/8 IPS	Less	No	250
80-1009	Nickel	Screw	1/8 IPS	Less	No	500
80-1501	Brite Gilt	Screw	1/4 IPS	Less	No	250
80-2138	Nickel	Screw	1/4 IPS	Less	No	250
80-2392	Brite Gilt	Screw	1/8 IPS	With	No	250
80-2393	Nickel	Screw	1/8 IPS	With	No	250






# Medium Base Lampholders

## Aluminum—Screw Terminals / Push-In Terminals

**SOCKETS & LAMP HOLDERS**


### 3 Way (2 Circuit) Turn Knob Socket w/Removable Knob

Cat No.	Finish	Terminal	Cap	Set Screw	Uno-Thread	Master
80-1002	Brite Gilt	Screw	1/8 IPS	Less	No	500
90-412	Brite Gilt	Screw	1/8 IPS	Less	No	250
80-1003	Nickel	Screw	1/8 IPS	Less	No	500
80-1004	Brite Gilt	Screw	1/4 IPS	Less	No	500
80-1005	Nickel	Screw	1/4 IPS	Less	No	500
80-1098	Nickel	Screw	1/8 IPS	With	No	250
80-1192	Brite Gilt	Screw	1/8 IPS	With	No	250
90-1410	Brite Gilt	Screw	1/8 IPS	With	Yes	200/10
80-1158	Brite Gilt	Push-In	1/8 IPS	Less	No	500
80-1453	Nickel	Push-In	1/8 IPS	Less	No	500
80-1968	Dark Antique Brass	Screw	1/8 IPS	Less	No	250
80-1969	Dark Antique Brass	Screw	1/8 IPS	With	Yes	250
80-2198	Regular Antique Brass	Screw	1/8 IPS	Less	No	250




### 3 Way (2 Circuit) Turn Knob Socket w/Removable Knob & Strain Relief

Cat No.	Finish	Terminal	Cap	Set Screw	Uno-Thread	Master
80-1118	Brite Gilt	Screw	1/8 IPS	Less	No	500
80-1119	Nickel	Screw	1/8 IPS	Less	No	500



### On-Off turn Knob Socket w/Removable Knob

Cat No.	Finish	Terminal	Cap	Set Screw	Uno-Thread	Master
80-1012	Brite Gilt	Screw	1/8 IPS	Less	No	500
90-413	Brite Gilt	Screw	1/8 IPS	Less	No	250
80-1013	Nickel	Screw	1/8 IPS	Less	No	500
80-1101	Nickel	Screw	1/8 IPS	With	No	250
80-1193	Brite Gilt	Screw	1/8 IPS	With	No	250
90-1411	Brite Gilt	Screw	1/8 IPS	With	Yes	200/10
80-1159	Brite Gilt	Push-In	1/8 IPS	Less	No	500
80-2136	Nickel	Push-In	1/8 IPS	Less	No	500
80-2394	Regular Antique Brass	Screw	1/8 IPS	Less	No	250
80-2395	Dark Antique Brass	Screw	1/8 IPS	Less	No	250



# SOCKETS & LAMPHOLDERS

## Medium Base Lampholders

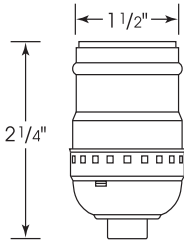
Aluminum—Screw Terminals / Push-In Terminals



### Short Keyless Socket



**80-1010**  
660W-250V

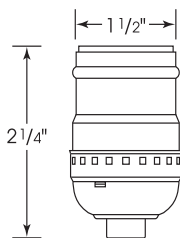


Cat No.	Finish	Terminal	Cap	Set Screw	Uno-Thread	Master
80-1010	Brite Gilt	Screw	1/8 IPS	Less	No	500
90-420	Brite Gilt	Screw	1/8 IPS	Less	No	250
80-1011	Nickel	Screw	1/8 IPS	Less	No	500
80-1100	Nickel	Screw	1/8 IPS	With	No	250
80-1194	Brite Gilt	Screw	1/8 IPS	With	No	250
90-1412	Brite Gilt	Screw	1/8 IPS	With	Yes	200/10
80-1981	Nickel	Screw	1/4 IPS	With	No	250
80-2250	Regular Antique Brass	Screw	1/8 IPS	Less	No	250
80-2396	Dark Antique Brass	Screw	1/8 IPS	Less	No	250

### Short Keyless Socket w/Side Outlet



**80-1373**  
660W-250V

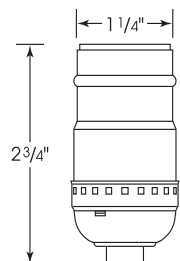


Cat No.	Finish	Terminal	Cap	Set Screw	Uno-Thread	Master
80-1373	Nickel	Screw w/Sideout Hole	1/8 IPS	Less	No	250
80-1753	Brite Gilt	Screw w/Sideout Hole	1/8 IPS	With	No	250
80-2531	Nickel	Screw w/Sideout Hole	1/8 IPS	With	No	250

### Standard Keyless Socket



**80-1669**  
660W-250V

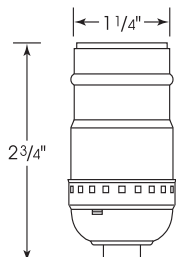


Cat No.	Finish	Terminal	Cap	Set Screw	Uno-Thread	Master
80-1669	Brite Gilt	Screw	1/8 IPS	Less	No	250
80-1670	Nickel	Screw	1/8 IPS	Less	No	250
80-1218	Brite Gilt	Push-In	1/8 IPS	Less	No	250

### 3 Way (2 Circuit) Keyless Socket

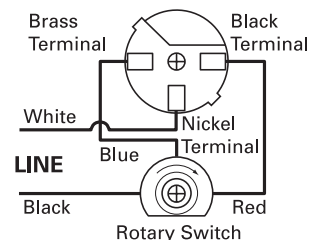


**80-1021**  
660W-250V



Cat No.	Finish	Terminal	Cap	Set Screw	Uno-Thread	Master
80-1020	Brite Gilt	Screw	1/8 IPS	With	No	500
90-1314	Brite Gilt	Screw	1/8 IPS	With	No	250/10
80-1021	Nickel	Screw	1/8 IPS	With	No	500

Wiring Diagram



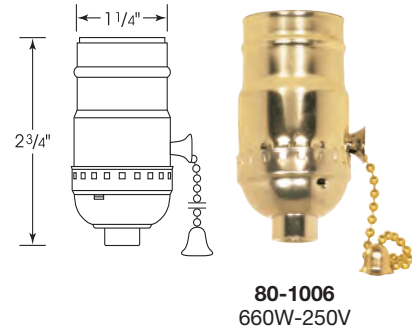


# Medium Base Lampholders

## Aluminum—Screw Terminals

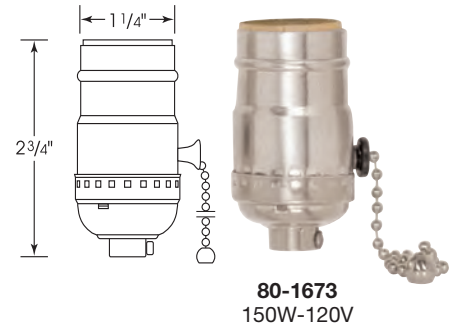
### On-Off Pull Chain Socket

Cat No.	Finish	Terminal	Cap	Set Screw	Uno-Thread	Master
80-1006	Brite Gilt	Screw	1/8 IPS	Less	No	500
90-411	Brite Gilt	Screw	1/8 IPS	Less	No	250
80-1007	Nickel	Screw	1/8 IPS	Less	No	500
80-1099	Nickel	Screw	1/8 IPS	With	No	250
80-1188	Brite Gilt	Screw	1/8 IPS	With	No	500
90-1409	Brite Gilt	Screw	1/8 IPS	With	Yes	200/10
80-2185	Nickel	Screw	1/4 IPS	With	No	250
80-2186	Brite Gilt	Screw	1/4 IPS	With	No	250
80-2315	Dark Antique Brass	Screw	1/8 IPS	With	No	100
80-2316	Regular Antique Brass	Screw	1/8 IPS	With	No	100



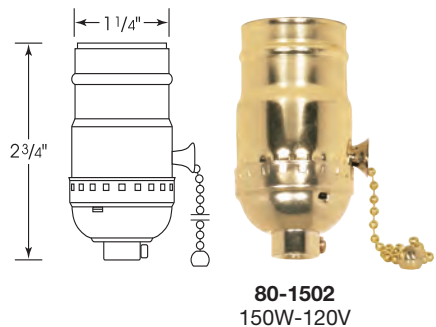
### 3 Position Pull Chain Socket w/Diode Low - Medium - High - Off For Standard A Type Household Bulb

Cat No.	Finish	Terminal	Cap	Set Screw	Uno-Thread	Master
80-1672	Brite Gilt	Screw	1/8 IPS	With	No	250
80-1673	Nickel	Screw	1/8 IPS	With	No	250



### 2 Position Pull Chain Socket w/Diode High - Low - Off For Standard A Type Household Bulb

Cat No.	Finish	Terminal	Cap	Set Screw	Uno-Thread	Master
80-1502	Brite Gilt	Screw	1/8 IPS	With	No	250
80-1503	Nickel	Screw	1/8 IPS	With	No	250

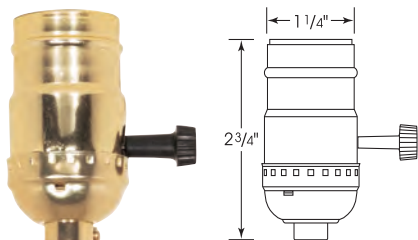


## Medium Base Lampholders

Aluminum—Screw Terminals/Push-In Terminals



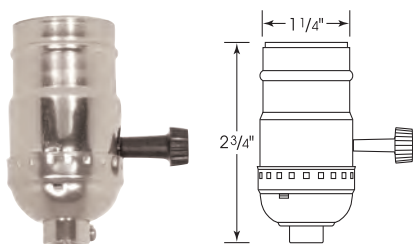
### 5 Position Turn Knob Socket For Standard Type A Household Bulb



**80-1504**  
150W-120V

Cat No.	Finish	Terminal	Cap	Set Screw	Uno-Thread	Master
80-1504	Brite Gilt	Push-In	1/8 IPS	With	No	500
80-1505	Nickel	Push-In	1/8 IPS	With	No	250

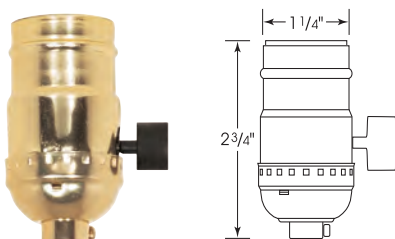
### Hi-Low Turn Knob Socket For Standard A Type Household Bulb - 6/32 Mandrel



**80-1017**  
250W-250V

Cat No.	Finish	Terminal	Cap	Set Screw	Uno-Thread	Master
80-1016	Brite Gilt	Screw	1/8 IPS	With	No	100
80-1017	Nickel	Screw	1/8 IPS	With	No	100

### On-Off Large Key Socket w/Non Removable Knob



**80-1671**  
250W-250V

Cat No.	Finish	Terminal	Cap	Set Screw	Uno-Thread	Master
80-1671	Brite Gilt	Screw	1/8 IPS	With	No	100

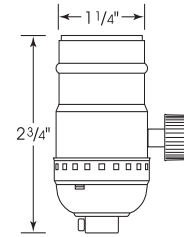


# Medium Base Lampholders

## Aluminum—Screw Terminals / Optional Phenolic Knobs

### 150W Full Range Turn Knob Dimmer Socket

Cat No.	Finish	Terminal	Cap	Set Screw	Uno-Thread	Master
80-1014	Brite Gilt	Screw	1/8 IPS	With	No	100
80-1015	Nickel	Screw	1/8 IPS	With	No	100
80-2355	Regular Antique Brass	Screw	1/8 IPS	With	No	100



**80-1014**  
150W-120V

#### Optional Phenolic Knobs



**80-1757**  
Brass Plated



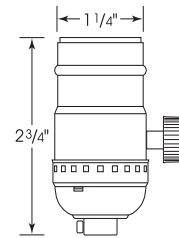
**80-1758**  
Nickel Plated



**80-2602**  
Blue Insert For Knobs

### 200W Full Range Turn Knob Dimmer Socket w/Matching Finish Removable Knob

Cat No.	Finish	Terminal	Cap	Set Screw	Uno-Thread	Master
80-1547	Brite Gilt	Screw	1/8 IPS	With	No	100
80-1548	Nickel	Screw	1/8 IPS	With	No	100



**80-1548**  
200W-120V

### Finishes Available On Aluminum Lampholders



Brite Gilt



Nickel



Dark Antique



Regular Antique Brass

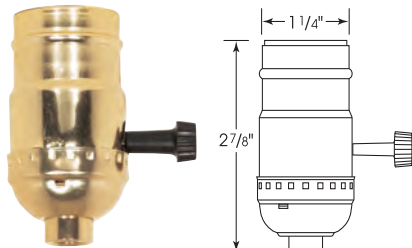




## Medium Base Lampholders

Aluminum—Push-In Terminals / Strain Relief Hooks

### On-Off Turn Knob Socket w/Removable Knob

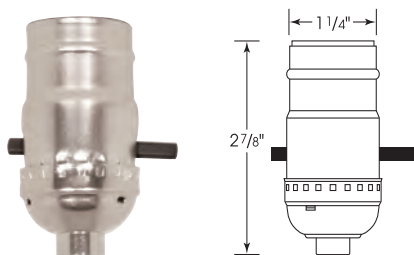


**80-1558**  
250W-250V

w/Strain Relief  
Hooks

Cat No.	Finish	Terminal	Cap	Set Screw	Uno-Thread	Master
80-1558	Brite Gilt	Push-In	1/8 IPS	Less	No	250
80-1559	Nickel	Push-In	1/8 IPS	Less	No	250

### On-Off Push Thru Socket

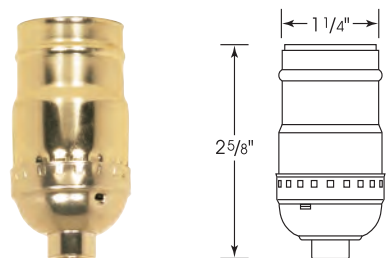


**80-1566**  
660W-250V

w/Strain Relief  
Hooks

Cat No.	Finish	Terminal	Cap	Set Screw	Uno-Thread	Master
80-1565	Brite Gilt	Push-In	1/8 IPS	Less	No	250
80-1566	Nickel	Push-In	1/8 IPS	Less	No	250

### Standard Keyless Socket



**80-1562**  
660W-250V

w/Strain Relief  
Hooks

Cat No.	Finish	Terminal	Cap	Set Screw	Uno-Thread	Master
80-1562	Brite Gilt	Push-In	1/8 IPS	Less	No	250
80-1563	Nickel	Push-In	1/8 IPS	Less	No	250




# Medium Base Lampholders

## Aluminum—Push-In Terminals / Strain Relief Hooks

### 3 Way Turn Knob Socket w/Removable Knob

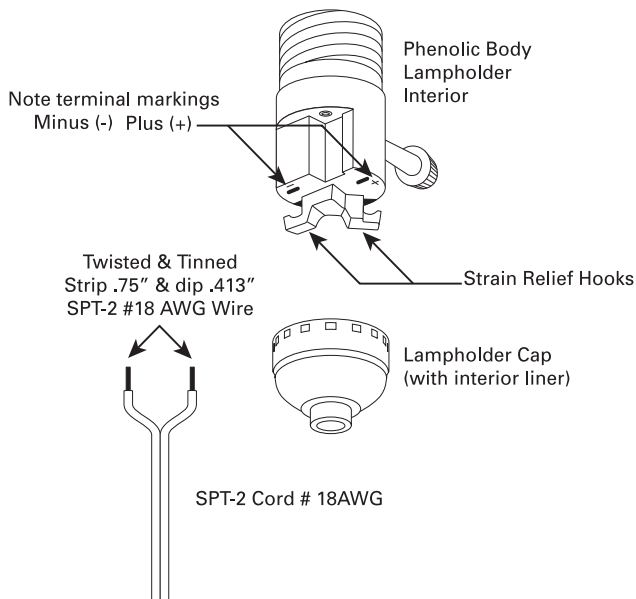
Cat No.	Finish	Terminal	Cap	Set Screw	Uno-Thread	Master
80-1560	Brite Gilt	Push-In	1/8 IPS	Less	No	250
80-1561	Nickel	Push-In	1/8 IPS	Less	No	250



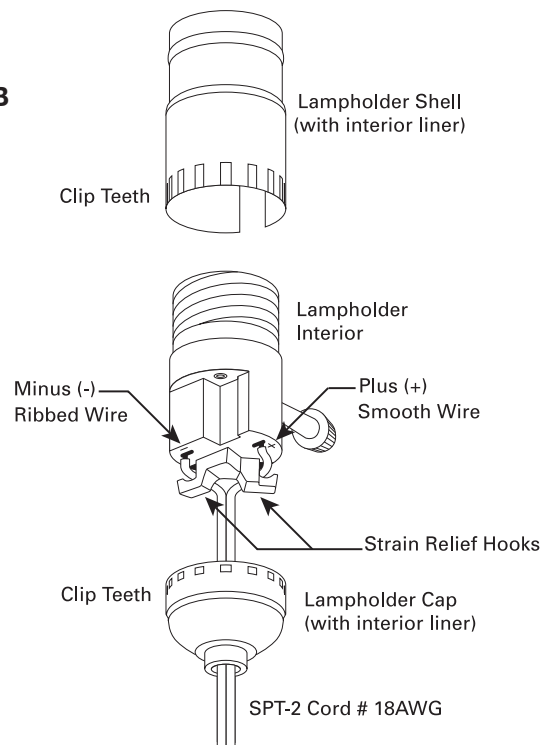
### “Push-In” Strain Relief Lampholder Wiring Instructions

- Strip SPT-2 #18AWG wire 0.75" & tin the ends 0.413" in length.
- The socket terminals are marked with minus (-) & plus (+). Push the tinned end by hand into the correct terminal.
  - Neutral - (ribbed wire) into the minus (-).
  - Positive - (smooth wire) into the plus (+).
- Loop wires under the strain relief hooks.
- If you make a mistake - insert a wire removing pin into the terminal and push down to release the wire.

**A**



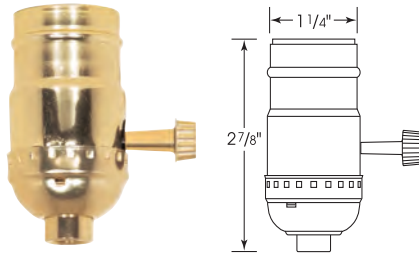
**B**



## Medium Base Lampholders Aluminum—Quick Slide Terminals



### 3 Way Turn Knob Socket w/Removable Knob



**80-1533**  
250W-250V

Cat No.	Finish	Terminal	Cap	Set Screw	Uno-Thread	Master
80-1533	Brite Gilt	Slide-In	1/8 IPS	Less	No	250
80-1542	Nickel	Slide-In	1/8 IPS	Less	No	250

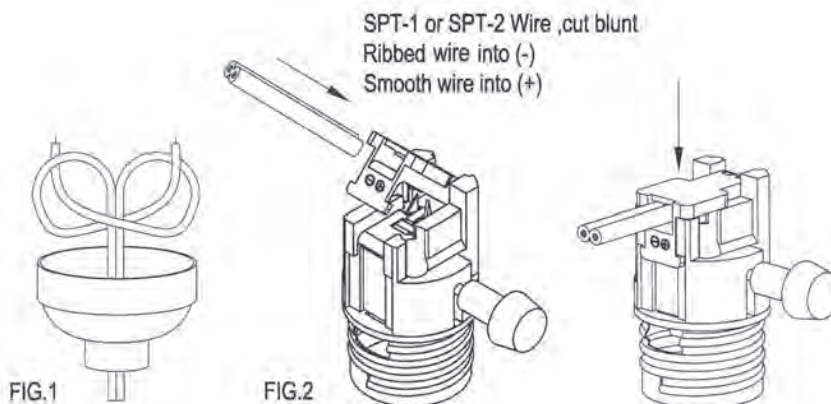
### “Quick Slide” Wiring Instructions

Install and use this product following your local electrical codes and regulations.

**CAUTION:** Before working with your portable lamp, remove the plug from the wall outlet.

#### INSTRUCTIONS:

1. If replacing an existing socket, remove the light bulb and the shade first. Then press the side of the brass shell where it is marked “press”. Rock the shell back and forth to remove and disconnect the wire from the terminals.
2. Screw on new cap being careful to thread the wires through. Hand tighten snugly. If portable lamp has a knot in the wire, untie before removing the old cap and retie after the new cap is installed (Figure 1).
3. Cut wire at a point just before it splits into two (2) conductors.
4. Slide the wire all the way into the opening, making sure the neutral conductor having ribs or ribbing on the insulation is inserted on the negative (-) side of the opening (Figure 2). The conductor having the smooth insulation will go on the positive (+) side.
5. Push down on wire holder until it locks into place.
6. Place the brass shell with its paper insulating liner over the lamp socket. Feed wire back into lamp and snap brass shell on cap rocking back and forth listening for clicks to signify that the shell is locked in place.
7. Install light bulb and shade.



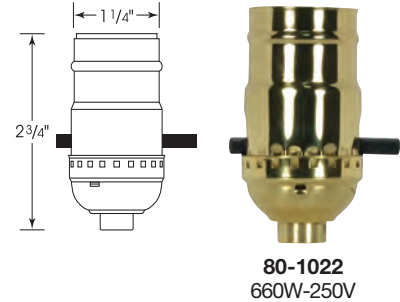


# Medium Base Lampholders

## 3 Piece Stamped Solid Brass—Screw / Push-In Terminals


### On-Off Push Thru Socket

Cat No.	Finish	Terminal	Cap	Set Screw	Uno-Thread	Master
80-1022	Polished Brass	Screw	1/8 IPS	Less	No	100
80-1023	Polished Nickel	Screw	1/8 IPS	Less	No	100
80-1032	Polished Brass	Screw	1/8 IPS	With	Yes	100
80-1033	Polished Nickel	Screw	1/8 IPS	With	Yes	100
90-870	Polished Brass	Screw	1/8 IPS	With	No	250/10
90-1667	Polished Nickel	Screw	1/8 IPS	With	No	250/10
80-2251	Regular Antique Brass	Screw	1/8 IPS	Less	No	100
80-2538	Dark Antique Brass	Screw	1/8 IPS	With	No	100
80-2442	Regular Antique Brass	Screw	1/8 IPS	With	Yes	100



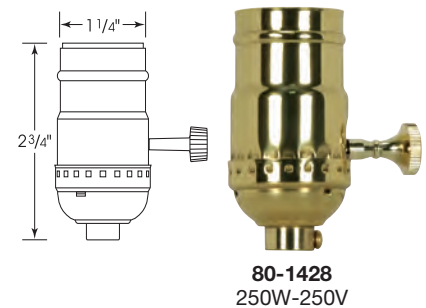
### On-Off Turn Knob Socket w/Removable Knob

Cat No.	Finish	Terminal	Cap	Set Screw	Uno-Thread	Master
80-1030	Polished Brass	Screw	1/8 IPS	Less	No	100
80-1031	Polished Nickel	Screw	1/8 IPS	Less	No	100
80-1040	Polished Brass	Screw	1/8 IPS	With	Yes	100
80-1041	Polished Nickel	Screw	1/8 IPS	With	Yes	100
80-1179	Polished Brass	Screw	1/8 IPS	With	No	100
90-868	Polished Brass	Screw	1/8 IPS	With	No	250/10
80-1180	Polished Nickel	Screw	1/8 IPS	With	No	100
90-1670	Polished Nickel	Screw	1/8 IPS	With	No	250/10
80-1349	Polished Nickel	Push-In	1/8 IPS	Less	No	250
80-1772	Satin Brass	Screw	1/8 IPS	With	No	100
80-2252	Dark Antique Brass	Screw	1/8 IPS	Less	No	100
80-2357	Regular Antique Brass	Screw	1/8 IPS	With	Yes	100
80-2358	Regular Antique Brass	Screw	1/8 IPS	With	No	100
80-2415	Dark Antique Brass	Screw	1/8 IPS	With	No	100



### 3 Terminal (2 Circuit) Turn Knob Socket w/Removable Knob

Cat No.	Finish	Terminal	Cap	Set Screw	Uno-Thread	Master
80-1428	Polished Brass	Screw	1/8 IPS	With	No	100
90-1672	Polished Brass	Screw	1/8 IPS	With	No	250/10
80-1429	Polished Nickel	Screw	1/8 IPS	With	No	100
90-1673	Polished Nickel	Screw	1/8 IPS	With	No	250/10



# SOCKETS & LAMPHOLDERS

## Medium Base Lampholders

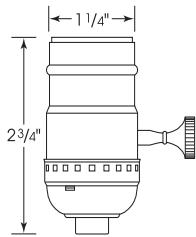
3 Piece Stamped Solid Brass—Screw Terminals



### 3 Way (2 Circuit) Turn Knob Socket w/Removable Knob



**80-1024**  
250W-250V

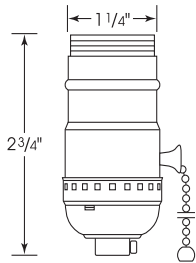


Cat No.	Finish	Terminal	Cap	Set Screw	Uno-Thread	Master
80-1024	Polished Brass	Screw	1/8 IPS	Less	No	100
80-1025	Polished Nickel	Screw	1/8 IPS	Less	No	100
80-1034	Polished Brass	Screw	1/8 IPS	With	Yes	100
80-1035	Polished Nickel	Screw	1/8 IPS	With	Yes	100
80-1190	Polished Brass	Screw	1/8 IPS	With	No	100
90-867	Polished Brass	Screw	1/8 IPS	With	No	250/10
80-1191	Polished Nickel	Screw	1/8 IPS	With	No	100
90-1669	Polished Nickel	Screw	1/8 IPS	With	No	250/10
80-1737	Satin Brass	Screw	1/8 IPS	With	No	100
80-1738	Dark Antique Brass	Screw	1/8 IPS	With	No	100
80-2211	Regular Antique Brass	Screw	1/8 IPS	With	No	100
80-2356	Regular Antique Brass	Screw	1/8 IPS	With	Yes	100
80-2424	Dark Antique Brass	Screw	1/8 IPS	With	Yes	100

### On-Off Pull Chain Socket



**80-1037**  
660W-250V  
Shown with  
Uno-Thread



Cat No.	Finish	Terminal	Cap	Set Screw	Uno-Thread	Master
80-1026	Polished Brass	Screw	1/8 IPS	Less	No	100
80-1027	Polished Nickel	Screw	1/8 IPS	Less	No	100
80-1036	Polished Brass	Screw	1/8 IPS	With	Yes	100
80-1037	Polished Nickel	Screw	1/8 IPS	With	Yes	100
90-869	Polished Brass	Screw	1/8 IPS	With	No	250/10
90-1668	Polished Nickel	Screw	1/8 IPS	With	No	250/10
80-1739	Satin Brass	Screw	1/8 IPS	With	No	100
80-1740	Dark Antique Brass	Screw	1/8 IPS	With	No	100
80-2212	Regular Antique Brass	Screw	1/8 IPS	With	No	100

### Finishes Available On 3 Piece Stamped Solid Brass Lampholders



Polished Brass



Satin Brass



Polished Nickel



Dark Antique Brass



Regular Antique Brass

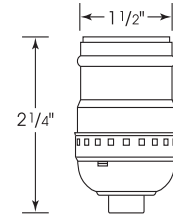


# Medium Base Lampholders

## 3 Piece Stamped Solid Brass—Screw Terminals

### Short Keyless Socket

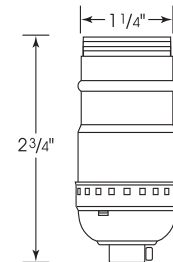
Cat No.	Finish	Terminal	Cap	Set Screw	Uno-Thread	Master
80-1028	Polished Brass	Screw	1/8 IPS	Less	No	100
80-1029	Polished Nickel	Screw	1/8 IPS	Less	No	100
80-1038	Polished Brass	Screw	1/8 IPS	With	Yes	100
80-1039	Polished Nickel	Screw	1/8 IPS	With	Yes	100
80-1177	Polished Brass	Screw	1/8 IPS	With	No	100
90-871	Polished Brass	Screw	1/8 IPS	With	No	250/10
80-1178	Polished Nickel	Screw	1/8 IPS	With	No	100
90-1671	Polished Nickel	Screw	1/8 IPS	With	No	250/10
80-2206	Regular Antique Brass	Screw	1/8 IPS	With	No	100
80-2414	Dark Antique Brass	Screw	1/8 IPS	With	No	100
80-2417	Dark Antique Brass	Screw	1/8 IPS	With	Yes	100



**80-1028**  
660W-250V

### Standard Keyless Socket

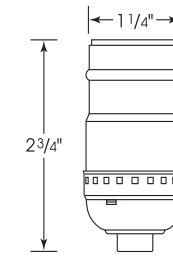
Cat No.	Finish	Terminal	Cap	Set Screw	Uno-Thread	Master
80-1446	Polished Brass	Screw	1/8 IPS	With	Yes	100
80-1447	Polished Nickel	Screw	1/8 IPS	With	Yes	100



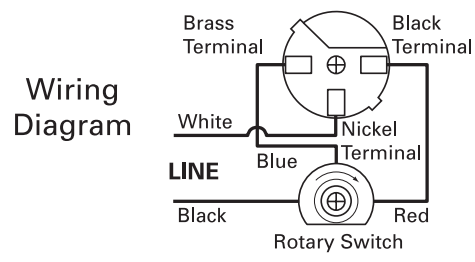
**80-1447**  
660W-250V  
Shown with Uno-Thread

### 3 Way (2 Circuit) Keyless Socket

Cat No.	Finish	Terminal	Cap	Set Screw	Uno-Thread	Master
80-1175	Polished Brass	Screw	1/8 IPS	With	No	100
80-1176	Polished Nickel	Screw	1/8 IPS	With	No	100



**80-1175**  
660W-250V

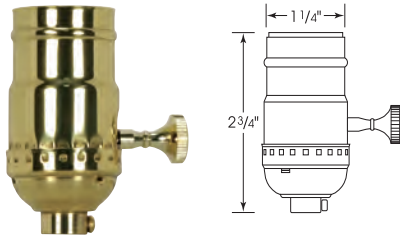


## Medium Base Lampholders

3 Piece Stamped Solid Brass—Screw Terminals



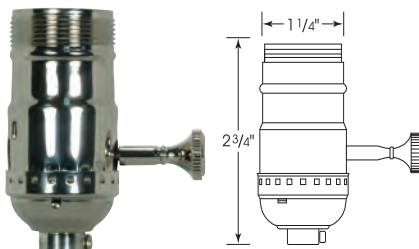
### Hi-Low Turn Knob Socket For Standard A Type Household Bulb



**80-1462**  
250W-250V

Cat No.	Finish	Terminal	Cap	Set Screw	Uno-Thread	Master
80-1462	Polished Brass	Screw	1/8 IPS	With	No	100
80-1463	Polished Nickel	Screw	1/8 IPS	With	No	100

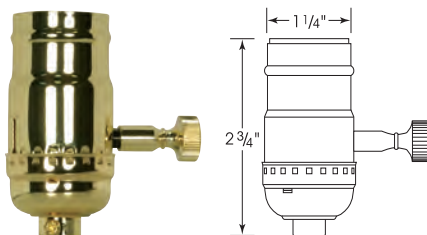
### 150W Full Range Turn Knob Dimmer Socket



**80-1045**  
150W-120V  
Shown with  
Uno-Thread

Cat No.	Finish	Terminal	Cap	Set Screw	Uno-Thread	Master
80-1042	Polished Brass	Screw	1/8 IPS	With	No	100
80-1043	Polished Nickel	Screw	1/8 IPS	With	No	100
80-1044	Polished Brass	Screw	1/8 IPS	With	Yes	100
80-1045	Polished Nickel	Screw	1/8 IPS	With	Yes	100
80-2416	Dark Antique Brass	Screw	1/8 IPS	With	No	100
80-2418	Regular Antique Brass	Screw	1/8 IPS	With	No	100

### 200W Full Range Turn Knob Dimmer Socket



**80-1695**  
200W-120V

Cat No.	Finish	Terminal	Cap	Set Screw	Uno-Thread	Master
80-1695	Polished Brass	Screw	1/8 IPS	With	No	100
80-1696	Polished Nickel	Screw	1/8 IPS	With	No	100





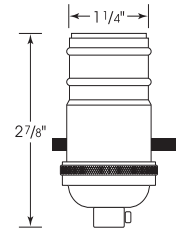
# Medium Base Lampholders

## 4 Piece Stamped Solid Brass—Screw Terminals

SOCKETS & LAMP HOLDERS

### On-Off Push Thru Socket

Cat No.	Finish	Terminal	Cap	Set Screw	Uno-Thread	Master
80-1432	Polished Brass	Screw	1/8 IPS	With	No	100
80-1433	Polished Nickel	Screw	1/8 IPS	With	No	100
80-2218	Regular Antique Brass	Screw	1/8 IPS	With	No	100



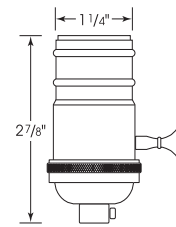
**80-1432**  
660W-250V

### On-Off Push Thru Socket w/Side Outlet For SPT-2

Cat No.	Finish	Terminal	Cap	Set Screw	Uno-Thread	Master
80-2443	Regular Antique Brass	Screw	1/8 IPS	With	No	100
80-2444	Dark Antique Brass	Screw	1/8 IPS	With	No	100

### On-Off Turn Knob Socket w/Matching Finish Removable Knob

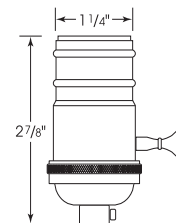
Cat No.	Finish	Terminal	Cap	Set Screw	Uno-Thread	Master
80-1058	Polished Brass	Screw	1/8 IPS	With	No	100
80-1059	Polished Nickel	Screw	1/8 IPS	With	No	100
80-1060	Polished Brass	Screw	1/8 IPS	With	Yes	100
80-1061	Polished Nickel	Screw	1/8 IPS	With	Yes	100
80-1062	Polished Brass	Screw	1/4 IPS	With	No	100
80-1063	Polished Nickel	Screw	1/4 IPS	With	No	100
80-1321	Unfinished	Screw	1/8 IPS	With	No	100
80-2217	Regular Antique Brass	Screw	1/8 IPS	With	No	100
80-2253	Dark Antique Brass	Screw	1/8 IPS	With	No	100
80-2421	Dark Antique Brass	Screw	1/8 IPS	With	Yes	100
80-2481	Black	Screw	1/8 IPS	With	No	100
80-2482	Black	Screw	1/8 IPS	With	Yes	100



**80-1059**  
250W-250V

### 3 Terminal (2 Circuit) Turn Knob Socket w/Matching Finish Removable Knob

Cat No.	Finish	Terminal	Cap	Set Screw	Uno-Thread	Master
80-1430	Polished Brass	Screw	1/8 IPS	With	No	100
80-1431	Polished Nickel	Screw	1/8 IPS	With	No	100



**80-1430**  
250W-250V

## Medium Base Lampholders

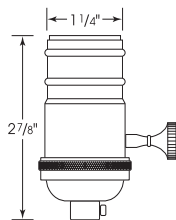
4 Piece Stamped Solid Brass—Screw Terminals



### 3 Way (2 Circuit) Turn Knob Socket w/Matching Finish & Removable Knob



**80-1046**  
250W-250V

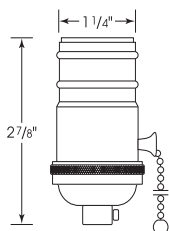


Cat No.	Finish	Terminal	Cap	Set Screw	Uno-Thread	Master
80-1046	Polished Brass	Screw	1/8 IPS	With	No	100
80-1047	Polished Nickel	Screw	1/8 IPS	With	No	100
80-1048	Polished Brass	Screw	1/8 IPS	With	Yes	100
80-1049	Polished Nickel	Screw	1/8 IPS	With	Yes	100
80-1050	Polished Brass	Screw	1/4 IPS	With	No	100
80-1051	Polished Nickel	Screw	1/4 IPS	With	No	100
80-1319	Unfinished	Screw	1/8 IPS	With	No	100
80-2153	Dark Antique Brass	Screw	1/8 IPS	With	Yes	100
80-2158	Regular Antique Brass	Screw	1/8 IPS	With	Yes	100
80-2209	Regular Antique Brass	Screw	1/8 IPS	With	No	100
80-2238	Unfinished	Screw	1/8 IPS	With	Yes	100

### On-Off Pull Chain Socket



**80-1053**  
660W-250V



Cat No.	Finish	Terminal	Cap	Set Screw	Uno-Thread	Master
80-1052	Polished Brass	Screw	1/8 IPS	With	No	100
80-1053	Polished Nickel	Screw	1/8 IPS	With	No	100
80-1291	Polished Brass	Screw	1/8 IPS	With	Yes	100
80-1292	Polished Nickel	Screw	1/8 IPS	With	Yes	100
80-2210	Regular Antique Brass	Screw	1/8 IPS	With	No	100
80-2216	Regular Antique Brass	Screw	1/8 IPS	With	Yes	100
80-2445	Dark Antique Brass	Screw	1/8 IPS	With	No	100
80-2399	Dark Antique Brass	Screw	1/8 IPS	With	Yes	100
80-2509	Black	Screw	1/8 IPS	With	No	100
80-2534	Black	Screw	1/8 IPS	With	Yes	100

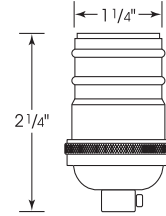


# Medium Base Lampholders

## 4 Piece Stamped Solid Brass—Screw Terminals

### Short Keyless Socket

Cat No.	Finish	Terminal	Cap	Set Screw	Uno-Thread	Master
80-1054	Polished Brass	Screw	1/8 IPS	With	No	100
80-1055	Polished Nickel	Screw	1/8 IPS	With	No	100
80-1056	Polished Brass	Screw	1/8 IPS	With	Yes	100
80-1057	Polished Nickel	Screw	1/8 IPS	With	Yes	100
80-1434	Unfinished	Screw	1/8 IPS	With	No	100
80-2219	Regular Antique Brass	Screw	1/8 IPS	With	No	100
80-2326	Dark Antique Brass	Screw	1/8 IPS	With	No	100
80-2423	Dark Antique Brass	Screw	1/8 IPS	With	Yes	100
80-2477	Black	Screw	1/8 IPS	With	No	100
80-2478	Black	Screw	1/8 IPS	With	Yes	100

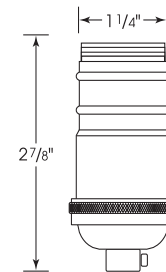
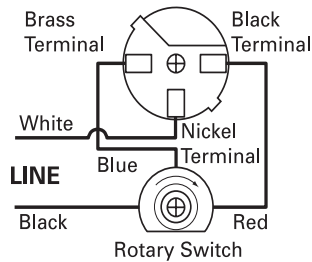


**80-1054**  
660W-250V

### 3 Way (2 Circuit) Keyless Socket

Cat No.	Finish	Terminal	Cap	Set Screw	Uno-Thread	Master
80-1195	Polished Brass	Screw	1/8 IPS	With	Yes	100
80-1196	Polished Nickel	Screw	1/8 IPS	With	Yes	100

Wiring Diagram



**80-1196**  
660W-250V  
Shown with  
Uno-Thread

## Medium Base Lampholders

4 Piece Stamped Solid Brass—Screw Terminals



### Finishes Available On 4 Piece Stamped Brass Lampholders



Polished Brass



Polished Brass  
No Lacquer



Polished Nickel



Dark Antique Brass



Regular Antique Brass

### Stamped Solid Brass Uno Rings (1 1/4" ID - 1 1/2" OD)



80-2389  
Dark Antique



80-1450  
Polished Brass



80-1451  
Polished Nickel



80-2244  
Regular Antique



80-2483  
Black

### 1/4 IPS Stamped Solid Brass Caps w/Set Screw



80-1750  
Polished Nickel



80-2390  
Dark Antique



80-1749  
Polished Brass



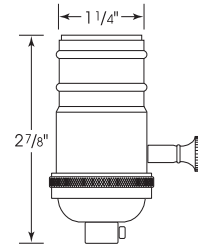
# Medium Base Lampholders

## 4 Piece Stamped Solid Brass—Screw Terminals

**SOCKETS & LAMP HOLDERS**

### 150W Full Range Turn Knob Dimmer Socket w/Removable Knob

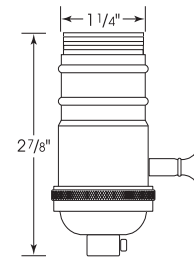
Cat No.	Finish	Terminal	Cap	Set Screw	Uno-Thread	Master
80-1064	Polished Brass	Screw	1/8 IPS	With	No	100
80-1065	Polished Nickel	Screw	1/8 IPS	With	No	100
80-1320	Unfinished	Screw	1/8 IPS	With	No	100
80-1795	Polished Brass	Screw	1/4 IPS	With	No	100
80-2220	Regular Antique Brass	Screw	1/8 IPS	With	No	100
80-2327	Dark Antique Brass	Screw	1/8 IPS	With	No	100
80-2479	Black	Screw	1/8 IPS	With	No	100



**80-1064**  
150W-120V

### 150W Full Range Turn Knob Dimmer Socket w/Uno-Thread & Removable Knob

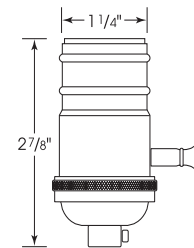
Cat No.	Finish	Terminal	Cap	Set Screw	Uno-Thread	Master
80-1066	Polished Brass	Screw	1/8 IPS	With	Yes	100
80-1067	Polished Nickel	Screw	1/8 IPS	With	Yes	100
80-2480	Black	Screw	1/8 IPS	With	Yes	100
80-2422	Dark Antique Brass	Screw	1/8 IPS	With	Yes	100



**80-1067**  
150W-120V  
Shown with  
Uno-Thread

### 200W Full Range Turn Knob Dimmer Socket w/Removable Knob

Cat No.	Finish	Terminal	Cap	Set Screw	Uno-Thread	Master
80-1703	Polished Brass	Screw	1/8 IPS	With	No	100
80-1704	Polished Nickel	Screw	1/8 IPS	With	No	100



**80-1703**  
200W-120V

### Available Dimmer knobs



**80-1984**  
Polished Nickel



**80-1985**  
Polished Brass



**80-2221**  
Regular Antique Brass

## Medium Base Lampholders Interior Mechanisms & Accessories




### Interior Mechanisms w/Screw Terminals



**90-1138**  
Push Thru  
660W-250V



**90-1140**  
3 Way Turn Knob  
250W-250V



**90-1141**  
On-Off Turn Knob  
250W-250V



**90-1143**  
3 Terminal (2 Circuit)  
Turn Knob  
250W-250V



**90-1139 Brass Chain**  
**80-1705 Nickel Chain**  
Pull Chain  
660W-250V




**90-1142**  
Short Keyless  
660W-250V



**80-1475**  
3 Way Keyless  
660W-250V



**80-1476**  
Hi-Low Turn Knob  
250W-250V



**80-1477**  
150W Full Range Dimmer  
w/Ivory Knob & Paper Liner  
150W-120V

### Socket Key



**90-020**  
Brass Finish  
4/36

### Unfinished Socket Key Extenders Mandrel Thread - 4/36



**90-1657** 1/2"  
**90-1658** 5/8"

**90-181** 3/4"  
**90-182** 1"  
**90-183** 1 1/4"

### Phenolic Socket Knob



**90-021**  
Brown  
4/36

### Solid Brass Knobs 4/36 Mandrel



**80-1353** Polished Brass  
**80-2403** Dark Antique  
**80-1352** Polished Nickel  
**80-2404** Regular Antique

## Medium Base Lampholders

Metal Shells, Caps, Paper Liners—Aluminum / Solid Brass

### Aluminum Shells & Caps w/Paper Liners



**90-1144** Brite Gilt  
**80-1439** Nickel  
Push Thru



**90-1145** Brite Gilt  
**80-1440** Nickel  
Pull Chain / Turn Knob



**90-1146** Brite Gilt  
**80-1441** Nickel  
Short Keyless



**80-1701** Brite Gilt  
**80-1702** Nickel  
1/8 IP Sideout w/Set Screw



**80-1419** Brite Gilt  
**80-1435** Nickel  
1/8 IPS Sideout Hole  
Less Set Screw



**90-1147** Bright Gilt  
**80-1215** Nickel  
1/8 IP Less Set Screw



**80-1242** Brite Gilt  
**80-1217** Nickel  
1/8 IP With Set Screw



**80-1210** Brite Gilt  
**80-1437** Nickel  
1/4 IP Less Set Screw



**80-1436** Brite Gilt  
**80-1211** Nickel  
1/4 IP With Set Screw

### 3 Piece Solid Brass Shells & Caps w/Paper Liners



**80-1467** Polished Brass  
**80-1468** Polished Nickel  
Push Thru



**80-1442** Polished Brass  
**80-1351** Polished Nickel  
Pull Chain / Turn Knob



**80-2300** Polished Brass  
**80-2301** Polished Nickel  
Pull Chain / Turn Knob  
w/Uno-Thread



**80-1471** Polished Brass  
**80-1472** Polished Nickel  
Short Keyless



**80-1438** Polished Brass  
**80-1350** Polished Nickel  
1/8 IPS Less Set Screw



**80-1287** Polished Brass  
**80-1288** Polished Nickel  
1/8 IP With Set Screw



**80-1483** Polished Brass  
**80-1692** Polished Nickel  
1/4 IP Less Set Screw



**80-1289** Polished Brass  
**80-1290** Polished Nickel  
**80-2245** Regular Antique  
1/4 IP With Set Screw

### Paper Socket Liners



**90-2641**  
Paper Liner for  
Push Thru Socket  
2" H x 1 3/16" Dia.



**90-2619**  
Paper Liner for  
Short Keyless Socket  
1 1/2" H x 1 3/16" Dia.



**90-1777**  
Paper Liner for Turn Knob  
& Pull Chain Sockets  
2" H x 1 3/16" Dia.



**90-1709**  
Paper Liner for  
Candelabra Socket  
1 7/16" H x 3/4" Dia.




## Socket Clusters

Medium & Candelabra Base, Plated Finish Steel "S" Clusters


Steel "S" Clusters - No Sockets or Wiring - For Medium or Candelabra



**80-1161** Unfinished  
No Wire, 7" Centers  
1/8 IP Top and 1/4 IP Bottom



**80-1162** Brite Gilt  
No Wire, 7" Centers  
1/8 IP Top and 1/4 IP Bottom



**80-1636** Nickel  
No Wire, 7" Centers  
1/8 IP Top and 1/4 IP Bottom

Candelabra Steel "S" Clusters - w/Sockets



**80-1709** Antique Brass  
Inside Wiring Only,  
6" Centers 1/8 IP Top and Bottom



**80-1707** Brite Gilt  
Inside Wiring Only,  
6" Centers 1/8 IP Top and Bottom



**80-1706** Nickel  
Inside Wiring Only,  
6" Centers 1/8 IP Top and Bottom

## Socket Clusters Medium & Candelabra Base

### Medium Base Solid Brass Cluster Body



- 80-1523** Polished Brass
- 80-1524** Polished Nickel
- 80-1532** Antique Brass
- 1/8 IP Nipple & Locknut Top
- 1/4 IP Bottom
- 250W-250V

### Solid Brass Cluster Body Polished & Lacquered Candelabra Base w/Sockets



- 80-1797** 3 Light Candelabra Cluster
- 1/8 x 1/8 w/ 8 ft. SPT-2 Gold Wire
- 4 1/2" H x 5" Dia.

### Antique Brass Plated Finish Medium Base Steel "S" Cluster Pull Chain



- 80-1525** 1/8 IP Top, 1/8 IP Bottom
- 80-1598** 1/8 IP Top, 1/4 IP Bottom
- Twin Antique Brass
- Pull Chain & End Ball
- 14" 18/2 SPT-2 105° Clear Gold Wire
- & 18 AWM 105° Internal Wire,
- 7" Centers, 660W-250V

## Medium Base Socket Clusters Steel "S" Clusters



### Keyless Cluster



**80-1189** Brite Gilt  
Twin Keyless with  
14" 18/2 SPT-2 105°C  
Clear Gold Wire  
Internal Wire - 18 AWM 105°C  
7" Centers 1/8 IP Top and  
1/8 IP Bottom 660W-250V



**80-1271** Satin Nickel  
Twin Keyless with  
14" 18/2 SPT-2 105°C  
Clear Silver Wire  
Internal Wire - 18 AWM 105°C  
7" Centers 1/8 IP Top and  
1/8 IP Bottom 660W-250V



**80-1272** Nickel  
Twin Keyless with  
14" 18/2 SPT-2 105°C  
Clear Silver Wire  
Internal Wire - 18 AWM 105°C  
7" Centers 1/8 IP Top and  
1/8 IP Bottom 660W-250V

### Pull Chain Cluster



**80-1270** Nickel  
Twin Pull Chain  
Nickel Chain and End Ball with  
1/4" 18/2 SPT-2 105°C  
Clear Silver Wire  
Internal Wire - 18 AWM 105°C  
7" Centers 1/8 IP Top and  
1/8 IP Bottom 660W-250V



**80-1268** Brite Gilt  
Twin Pull Chain  
Brite Gilt Chain and End Ball with  
14" 18/2 SPT-2 105°C  
Clear Gold Wire  
Internal Wire - 18 AWM 105°C  
7" Centers 1/8 IP Top and  
1/8 IP Bottom 660W-250V



**80-1269** Satin Nickel  
Twin Pull Chain  
Satin Nickel Chain and End Ball with  
14" 18/2 SPT-2 105°C  
Clear Silver Wire  
7" Centers 1/8 IP Top and  
1/8 IP Bottom 660W-250V

# Medium Base Socket Clusters

## Steel "S" Clusters

### Medium Base 2 Light Pull Chain Cluster w/Solid Brass Socket



**80-1763** Polished Brass  
84" SPT-1 Clear Gold Wire  
Steel Housing & Pipe - 1/8 IP Bottom

**80-1764** Antique Brass  
84" SPT-1 Brown Wire  
Steel Housing & Pipe - 1/8 IP Bottom  
8 3/4" Height  
660W-250V

### Medium Base Twin Keyless Unfinished Solid Brass Cluster



**80-2507** Unfinished Solid Brass  
9 1/4" Overall Height  
Brass Components - Centers 7 1/2"  
1/8 IP Pipe  
Threaded on Both Ends w/2 Knurl Nuts

## Medium Base Lampholders

4 Piece Stamped Solid Brass—Pre-Wired Sockets—w/ 1/8 IP Cap w/SS



### 10 Ft 18/2 SVT - Black Rayon - W/1 Uno-Ring (Including 2 Bushings)



80-2281



80-2297

#### Keyless Lampholder - 660W-250V

Cat No.	Finish	Length	Type	Master
80-2281	Dark Antique Brass	10 ft.	18/2 Rayon Blk	50
80-2282	Reg. Antique Brass	10 ft.	18/2 Rayon Blk	50
80-2283	Polished Nickel	10 ft.	18/2 Rayon Blk	50

#### On/Off Lampholder - 250W-250V

Cat No.	Finish	Length	Type	Master
80-2284	Dark Antique Brass	10 ft.	18/2 Rayon Blk	50
80-2297	Reg. Antique Brass	10 ft.	18/2 Rayon Blk	50
80-2298	Polished Nickel	10 ft.	18/2 Rayon Blk	50

### 6 Ft 18/2 SVT - Black SVT - W/1 Uno-Ring (Including 2 Bushings)



80-2271



80-2272

#### Keyless Lampholder - 660W-250V

Cat No.	Finish	Length	Type	Master
80-2269	Dark Antique Brass	6 ft.	18/2 SVT Blk	50
80-2270	Reg. Antique Brass	6 ft.	18/2 SVT Blk	50
80-2271	Polished Nickel	6 ft.	18/2 SVT Blk	50

#### On/Off Lampholder - 250W-250V

Cat No.	Finish	Length	Type	Master
80-2272	Dark Antique Brass	6 ft.	18/2 SVT Blk	50
80-2273	Reg. Antique Brass	6 ft.	18/2 SVT Blk	50
80-2274	Polished Nickel	6 ft.	18/2 SVT Blk	50

Shown with available vintage lamp and canopy



Black rayon wire



Black SVT wire



80-2338

Black bushing with set screw for wire adjustment



# Medium Base Lampholders

4 Piece Stamped Solid Brass—Pre-Wired Sockets—w/ 1/8 IP Cap w/SS

## 10 Ft 18/2 SVT - Orange Rayon - W/2 Uno-Rings (Including 2 Bushings)



80-2343

### Keyless Lampholder - 660W-250V

Cat No.	Finish	Length	Type	Master
80-2343	Dark Antique Brass	10 ft.	18/2 Orange Rayon	50
80-2344	Polished Nickel	10 ft.	18/2 Orange Rayon	50



80-2346

### On/Off Lampholder - 250W-250V

Cat No.	Finish	Length	Type	Master
80-2345	Dark Antique Brass	10 ft.	18/2 Orange Rayon	50
80-2346	Polished Nickel	10 ft.	18/2 Orange Rayon	50

## 10 Ft 18/2 SVT - Red Rayon - W/2 Uno-Rings (Including 2 Bushings)



80-2378

### Keyless Lampholder - 660W-250V

Cat No.	Finish	Length	Type	Master
80-2378	Dark Antique Brass	10 ft.	18/2 Red Rayon	50
80-2379	Polished Nickel	10 ft.	18/2 Red Rayon	50



80-2381

### On/Off Lampholder - 250W-250V

Cat No.	Finish	Length	Type	Master
80-2380	Dark Antique Brass	10 ft.	18/2 Red Rayon	50
80-2381	Polished Nickel	10 ft.	18/2 Red Rayon	50



S2431



S2414



S2416



## Medium Base Lampholders

4 Piece Stamp Solid Brass—Prewired Socket—250W-250V  
w/ 1/8 IP Cap w/SS



**18/2 SVT—Rayon Wire—On-Off Turn Knob Lampholder With 10 Ft. Wire,  
W/2 Uno-Rings & 2 Bushings**  
(Master Pack 50 Pieces)



**80-2427**  
Polished Brass  
Gold Wire



**80-2428**  
Polished Brass  
Lemon Wire



**80-2435**  
Regular Antique Brass  
Lemon Wire



**80-2436**  
Regular Antique Brass  
Gold Wire



**80-2430**  
Polished Nickel  
Gold Wire



**80-2439**  
Polished Nickel  
Silver Wire



**80-2431**  
Polished Nickel  
Light Green Wire



**80-2429**  
Polished Nickel  
Light Blue Wire



**80-2433**  
Dark Antique Brass  
Light Green Wire



**80-2434**  
Dark Antique Brass  
Light Blue Wire



**80-2432**  
Dark Antique Brass  
Gold Wire





# Medium Base Lampholders

4 Piece Stamp Solid Brass—Prewired Socket—660W-250V  
w/ 1/8 IP Cap w/SS

18/2 SVT—Rayon Wire—Keyless Lampholder With 10 Ft. Wire,  
W/2 Uno-Rings & 2 Bushings  
(Master Pack 50 Pieces)



**80-2453**  
Polished Nickel  
Silver Wire



**80-2454**  
Polished Nickel  
Dark Blue Wire



**80-2455**  
Polished Nickel  
Dark Green Wire



**80-2456**  
Dark Antique Brass  
Light Green Wire



**80-2457**  
Dark Antique Brass  
Dark Blue Wire



**80-2458**  
Dark Antique Brass  
Dark Green Wire



**80-2459**  
Polished Brass  
Gold Wire



**80-2460**  
Polished Brass  
Light Green Wire



**80-2461**  
Polished Brass  
Lemon Wire

## Medium Base Lampholders

4 Piece Stamp Solid Brass Socket w/3 Terminals

w/New Ground Screw for 3 Wires—18/3 SVT—w/ 1/8 IP Cap w/SS



Standard Size Keyless - 660W-250V w/Uno Thread & 2 Rings



80-2565  
Polished Brass



80-2566  
Polished Nickel



80-2567  
Regular Antique Brass



80-2568  
Dark Antique Brass

On/Off Turn Knob - 250W-250V w/Uno Threads & Ring



80-2569  
Polished Brass




80-2570  
Polished Nickel



80-2571  
Regular Antique Brass



80-2572  
Dark Antique Brass





## Medium Base Lampholders

4 Piece Stamp Solid Brass Socket w/3 Terminals  
w/New Ground Screw for 3 Wires— 18/3 SVT—Prewired—w/ 1/8 IP Cap w/SS

Standard Size Keyless - 660W-250V w/10 Ft. 18/3 SVT-Black Rayon  
with 2 Uno Rings - Includes 2 Bushings



80-2573  
Polished Brass



80-2574  
Polished Nickel



80-2575  
Regular Antique Brass



80-2576  
Dark Antique Brass

On/Off Turn Knob - 250W-250V w/10 Ft. 18/3 SVT-Black Rayon  
with 2 Uno Rings - Includes 2 Bushings



80-2577  
Polished Brass



80-2578  
Polished Nickel



80-2579  
Regular Antique Brass



80-2580  
Dark Antique Brass

## LED Filament Lamps



S9252



S9254



S9269

# SOCKETS & LAMPHOLDERS

## Medium Base Sockets Phenolic, Smooth



**80-1110**  
Push Thru  
1/8 IP Cap w/Metal Bushing  
Less Set Screw  
2 7/8" H x 1 1/4" Dia.  
660W-250V



**80-1108** Brass On-Off Pull Chain  
**80-1637** Nickel On-Off Pull Chain  
1/8 IP Cap w/Metal Bushing  
Less Set Screw  
2 7/8" H x 1 1/4" Dia.  
660W-250V



**80-1638** Brass 3 Way Pull Chain  
**80-1639** Nickel 3 Way Pull Chain  
1/8 IP Cap w/Metal Bushing  
Less Set Screw  
2 7/8" H x 1 1/4" Dia.  
250W-250V



**80-1112**  
On-Off Turn Knob  
1/8 IP Cap w/Metal Bushing  
Less Set Screw  
2 7/8" H x 1 1/4" Dia.  
250W-250V



**80-1266**  
3 Terminal (2 Circuit) Turn Knob  
1/8 IP Cap w/Metal Bushing  
Less Set Screw  
2 7/8" H x 1 1/4" Dia.  
250W-250V



**80-1109** 1/8 IP Cap  
**80-1927** 1/4 IP Cap  
3 Way Turn Knob w/Metal Bushing  
Less Set Screw  
2 7/8" H x 1 1/4" Dia.  
250W-250V



**80-1111** Short Keyless-With Set Screw  
**90-458** Short Keyless-With Set Screw  
1/8 IP Cap w/Plastic Bushing  
2 1/4" H x 1 1/4" Dia.  
660W-250V



**80-2279** Full Size Keyless  
1/8 IP Cap w/Metal Bushing  
Less Set Screw  
2 3/4" H x 1 1/4" Dia.  
660W-250V



## Medium Base Sockets Phenolic, Full Uno-Thread & Ring



**80-1265**  
3 Way Turn Knob  
1/8 IP Cap w/Metal Bushing  
Less Set Screw  
2 7/8" H x 1 5/16" Dia.  
250W-250V



**80-1070**  
On-Off Turn Knob  
1/8 IP Cap w/Metal Bushing  
Less Set Screw  
2 7/8" H x 1 5/16" Dia.  
250W-250V



**80-1069**  
3 Terminal (2 Circuit) Turn Knob  
1/8 IP Cap w/Metal Bushing  
Less Set Screw  
2 7/8" H x 1 5/16" Dia.  
250W-250V



**80-1072**  
Short Keyless  
1/8 IP Cap w/Plastic Bushing  
Less Set Screw  
2 1/4" H x 1 5/16" Dia.  
660W-250V



**80-1071**  
Push Thru  
1/8 IP Cap w/Metal Bushing  
Less Set Screw  
2 7/8" H x 1 5/16" Dia.  
660W-250V



**80-1068** Brass  
**80-1640** Nickel  
On-Off Pull Chain  
1/8 IP Cap w/Metal Bushing  
Less Set Screw  
2 7/8" H x 1 5/16" Dia.  
660W-250V



**80-1759**  
3 Terminal (2 Circuit) Keyless  
1/8 IP Cap w/Set Screw  
& Plastic Bushing  
2 3/4" H x 1 5/16" Dia.  
660W-250V



**80-2448**  
Short Keyless w/Set Screw  
1/4 IP Cap & Plastic Bushing  
2 1/4" H x 1 5/16" Dia.  
660W-250V



**80-2280**  
Full Size Keyless  
1/8 IP Cap w/Metal Bushing  
Less Set Screw  
2 3/4" H x 1 5/16" Dia.  
660W-250V



**80-2530** White  
Short Keyless  
1/8 IP Cap w/Plastic Bushing With Set Screw  
2 1/4" H x 1 5/16" Dia.  
660W-250V



**80-1389**  
Uno Ring  
1 5/16" ID - 2 1/8" OD

# SOCKETS & LAMPHOLDERS

## Medium Base Sockets

Phenolic, 1/2 Uno Thread – Caps & Shells Only



**80-1106**  
Push-Thru  
1/8 IP Cap w/Metal Bushing  
Less Set Screw  
2 7/8" H x 1 1/4" Dia.  
660W-250V



**80-1105**  
Brass On-Off Pull Chain  
1/8 IP Cap w/Metal Bushing  
Less Set Screw  
2 7/8" H x 1 1/4" Dia.  
660W-250V



**80-1107**  
3 Terminal (2 Circuit) Turn Knob  
1/8 IP Cap w/Metal Bushing  
Less Set Screw  
2 7/8" H x 1 1/4" Dia.  
250W-250V



**80-1104**  
3 Way Turn Knob  
1/8 IP Cap w/Metal Bushing  
Less Set Screw  
2 7/8" H x 1 1/4" Dia.  
250W-250V



**80-1641**  
1/8 IP CAP ONLY  
w/Metal Bushing  
Less Set Screw  
For Turn Knob &  
Pull Chain Sockets



**80-2201**  
1/8 IP CAP ONLY  
w/Set Screw  
For Push Thru  
w/Plastic Bushing



**80-2202**  
1/8 IP CAP ONLY  
Less Set Screw  
For Short Keyless  
w/Plastic Bushing



**80-2135**  
1/8 IP CAP ONLY  
w/Set Screw  
For Turn Knob & Pull Chain  
w/Plastic Bushing



**80-1267**  
1/4 IP CAP ONLY  
w/Metal Bushing  
Less Set Screw For Turn Knob &  
Pull Chain Sockets



**80-2150**  
1/4 IP CAP ONLY  
w/Metal Bushing  
w/set screw  
For Push Thru



**80-2540**  
1/4 IP CAP ONLY  
w/Set Screw  
For Short Keyless



**80-2199**  
SHELL ONLY  
For 1/2 Uno-Thread



**80-2200**  
SHELL ONLY  
For Full Uno-Thread



# GU24 Base Sockets Phenolic, Push-In Terminals

## Smooth Phenolic (3 Piece)



**80-2061**  
Keyless  
1/8 IP Cap w/Set Screw  
2" H x 1 1/2" Dia.  
660W-250V



**80-2062**  
On-Off Turn Knob  
1/8 IP Cap w/Set Screw  
2 1/4" H x 1 1/2" Dia.  
660W-250V



**80-2070**  
Push-Thru  
1/8 IP Cap w/Set Screw  
2 1/4" H x 1 1/2" Dia.  
660W-250V

## With Uno-Thread & Ring (4 Piece)



**80-2067**  
Keyless  
1/8 IP Cap w/Set Screw  
2 1/4" H x 1 1/2" Dia.  
660W-250V



**80-2068**  
On-Off Turn Knob  
1/8 IP Cap w/Set Screw  
2 3/4" H x 1 1/2" Dia.  
660W-250V



**80-2071**  
Push Thru  
1/8 IP Cap w/Set Screw  
2 1/2" H x 1 1/2" Dia.  
660W-250V

## Must Use Twisted & Tinned Wire



**S9216**  
9.8A19  
LED GU24 Base  
Dimmable, 300°,  
2700K, 800 Lumens  
9.8W-120V



**GU24**  
Connection



**Push-In**  
Quick Terminals



**S8203**  
13 T2 Spiral  
2700K  
13W-120V



# SOCKETS & LAMPHOLDERS

## GU24 Base Sockets

Phenolic, Pre-Wired 60" Leads



### Smooth Phenolic (3 Piece)



**80-2064**  
Keyless  
1/8 IP Cap  
60" 18/2 SPT-1  
105° Clear Silver Wire  
Strip 3/4" Slit 1 1/2"  
2" H x 1 1/2" Dia.  
660W-250V



**80-2065**  
On-Off Turn Knob  
1/8 IP Cap  
60" 18/2 SPT-1  
105° Clear Silver Wire  
Strip 3/4" Slit 1 1/2"  
2 1/4" H x 1 1/2" Dia.  
660W-250V



**80-2072**  
Push Thru  
1/8 IP Cap  
60" 18/2 SPT-1  
105° Clear Silver Wire  
Strip 3/4" Slit 1 1/2"  
2 1/4" H x 1 1/2" Dia.  
660W-250V

**GU24  
BASE**

### LED - GU24 Base



**S9111**  
10A19  
2700K - Dimmable  
800 Lumens  
10W-120V



**S9216**  
9.8A19  
Omni - Dimmable  
2700K, 800 Lumens  
9.8W-120V

### Compact Fluorescents - GU24 Base



**S8227**  
Squat Spiral  
13W GU24 Non-dimming  
2700K, 850 Lumens  
13W-120V




**S8205**  
18W GU24 Non-dimming  
2700K, 1200 Lumens  
18W-120V

### Threaded Phenolic Medium Base Sockets - Prewired (660W-250V)



**80-2223**  
White  
With Switch 20" from Socket  
With Uno Ring & Plug  
15 Ft. 18/2 SVT 105° White Wire



**80-2224**  
White  
Less Switch  
With Uno Ring & Plug  
15 Ft. 18/2 SVT 105° White Wire

**E26  
BASE**



# Medium Base Sockets Screw Terminals, Paper Liner

## Turn Knob Sockets With Paper Liner



**90-1153**  
2"  
3 Way Turn Knob  
Screw Terminals  
1/8 IP Inside Extrusion  
w/Paper Liner  
250W-250V



**80-2034**  
2 1/2"  
3 Terminal (2 Circuit)  
Turn Knob  
1/8 IP Inside Extrusion  
w/Paper Liner  
250W-250V



**90-1152**  
2"  
On-Off Turn Knob  
Screw Terminals  
1/8 IP Inside Extrusion  
w/Paper Liner  
250W-250V



**90-424**  
4" to 5 1/2" Adjustable  
On-Off Turn Knob  
Screw Terminals  
w/Paper Liner  
1/8 IP Inside Extrusion  
250W-250V

## Keyless Sockets With Paper Liner



**90-405**  
2" Keyless  
Screw Terminals  
1/8 IP w/Paper Liner  
660W-250V

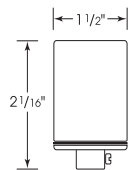


**80-1337**  
3" Keyless  
Screw Terminals  
1/8 IP w/Paper Liner  
660W-250V



**90-404**  
4" to 5-1/2" Keyless  
1/8 IP Screw Terminals  
w/Paper Liner  
660W-250V

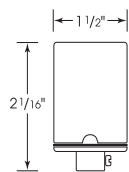
## Medium Base Lampholders Porcelain—Screw Terminals



**80-1214**  
Glazed  
660W-250V

### Keyless Porcelain Socket w/Metal Cap 1/8 IP

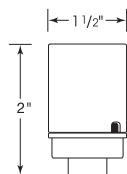
Cat No.	Terminal	Cap	Screw Shell	Master
80-1214	Screw	Metal - 1/8 IPS	CSSNP	200 Bulk
90-409	Screw	Metal - 1/8 IPS	CSSNP	200/10



**80-2047**  
Glazed  
660W-250V

### Keyless Porcelain Socket w/2 Wireways & Metal Cap 1/8 IP Cap

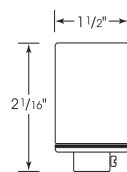
Cat No.	Terminal	Cap	Screw Shell	Master
80-2047	Screw	Metal - 1/8 IPS	CSSNP	200/10



**80-1150**  
Unglazed  
660W-250V

### Keyless Porcelain Socket w/Phenolic 1/8 IP Cap, w/One Screw

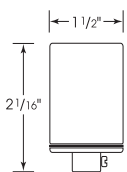
Cat No.	Terminal	Cap	Screw Shell	Master
80-1150	Screw	Phenolic - 1/8 IPS	CSSNP	200



**80-1078**  
Glazed  
660W-250V

### Keyless Porcelain Socket w/Metal 1/4 IP Cap

Cat No.	Terminal	Cap	Screw Shell	Master
80-1078	Screw	Metal - 1/4 IPS	CSSNP	200 Bulk
90-1706	Screw	Metal - 1/4 IPS	CSSNP	200/10



**90-1707**  
Glazed  
660W-250V

### Keyless 3 Terminal Grounded Porcelain Socket w/Metal Cap

Cat No.	Terminal	Cap	Screw Shell	Master
90-1707	3 - Screw	Metal - 1/8 IPS	CSSNP	200/10
80-1318	3 - Screw	Metal - 1/4 IPS	CSSNP	200/10
80-2359	3-Screw	Less Cap	CSSNP	200

### Metal Caps w/Set Screw



**80-1677**  
1/8 IP



**80-1678**  
1/4 IP



**80-1306**  
Paper Insulator Only



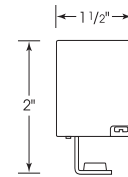
# Medium Base Lampholders

## Porcelain—Screw Terminals

SOCKETS & LAMP HOLDERS

### Porcelain Socket w/Hickey

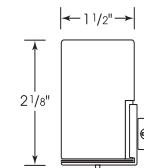
Cat No.	Terminal	Hickey	Screw Shell	Master
90-419	Screw	1/8 IPS	Aluminum	200/10
80-2089	Screw	1/4 IPS	Aluminum	200/10
80-2120	Screw	1/8 IPS	CSSNP (Glazed)	200/10



**90-419**  
Unglazed  
660W-250V

### Porcelain Socket w/Side Outlet & Bushing

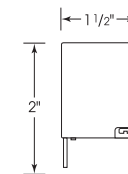
Cat No.	Terminal	Bushing	Screw Shell	Master
80-1083	Screw	1/8 IPS	CSSNP	200 Bulk
90-1108	Screw	1/8 IPS	CSSNP	100/10



**80-1083**  
Glazed  
660W-250V

### Porcelain Socket w/"L" Bracket

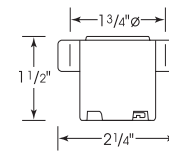
Cat No.	Terminal	Bracket	Screw Shell	Master
80-1925	Screw	L Bracket w/ 8/32 Hole	CSSNP	200/10



**80-1925**  
Unglazed  
660W-250V

### Keyless Porcelain One Piece Sign Socket

Cat No.	Terminal	Flange/Bushing	Screw Shell	Master
80-1097	Screw	Top 2 #8-32	CSSNP	100 Bulk
80-1149	Screw	Center / 2 #8-32	CSSNP	200/10



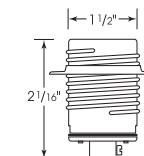
**80-1097**  
Glazed  
660W-250V



**80-1149**

### Keyless Threaded Porcelain Socket w/Cap & Ring

Cat No.	Terminal	Cap	Screw Shell	Master
80-1073	Screw	1/8 IPS	CSSNP	200 Bulk
80-1075	Screw	1/4 IPS	CSSNP	200/10
90-1074	Screw	1/8 IPS	CSSNP	100/10



**90-1074**  
Glazed  
660W-250V

### Rings



**80-1076**

Metal Ring for Threaded Socket, Dia. 2 1/4"  
Inner Dia. 1 1/2", Outer Dia. 2 1/4"

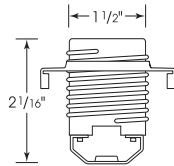


**80-1074**

White Die Cast Ring for Threaded Socket  
Inner Dia. 1 1/2", Outer Dia. 2"

# SOCKETS & LAMPHOLDERS

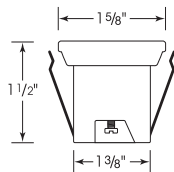
## Medium Base Lampholders Porcelain—Screw Terminals



### Keyless Threaded Porcelain Socket w/Hickey & Ring

Cat No.	Terminal	Hickey	Screw Shell	Master
80-1679	Screw	1/8 IPS	CSSNP	100/10

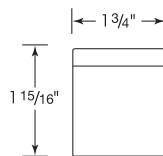
**80-1679**  
Glazed  
660W-250V



### Keyless Porcelain w/Flange & Double Clip

Cat No.	Terminal	Clip	Screw Shell	Master
80-2032	Screw	Double	CSSNP	100/10

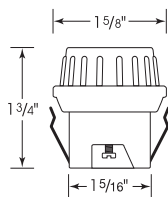
**80-2032**  
Unglazed  
660W-250V



### 2 Piece Keyless Porcelain Socket w/Fiber & 1/8 IP Slip Hole

Cat No.	Terminal	Clip	Screw Shell	Master
80-2243	Screw	2 Piece Shell	CSSNP	200/1

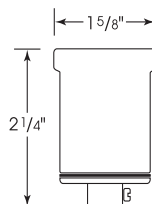
**80-2243**  
Unglazed  
660W-250V



### Keyless Porcelain Socket w/Double Snap-In Clip

Cat No.	Terminal	Clip	Screw Shell	Master
80-1680	Screw	Double	CSSNP	100/10

**80-1680**  
Glazed  
660W-250V



### Keyless Porcelain Beaded Body Socket w/Flange & 1/8 IP Cap

Cat No.	Terminal	Cap	Screw Shell	Master
80-1682	Screw	1/8 IPS	CSSNP	200/10

**80-1682**  
Glazed  
660W-250V

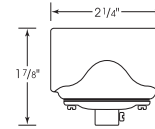


# Medium Base Lampholders

## Porcelain—Screw Terminals

### Twin Porcelain Socket w/Flange Bushing Cap

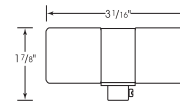
Cat No.	Terminal	Cap	Screw Shell	Master
90-1109	Screw	1/8 IPS	CSSNP	100/10
80-1225	Screw	1/8 IPS	CSSNP	100 Bulk



**90-1109**  
Glazed  
660W-250V

### Twin Porcelain Socket w/Single Bushing Strap

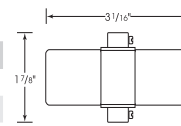
Cat No.	Terminal	Bushing	Screw Shell	Master
90-1110	Screw	1/8 IPS	CSSNP	100/10
80-1226	Screw	1/8 IPS	CSSNP	100 Bulk



**90-1110**  
Glazed  
660W-250V

### Twin Porcelain Socket w/Double Bushing Strap

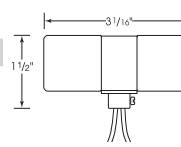
Cat No.	Terminal	Bushing	Screw Shell	Master
90-1708	Screw	1/8 IPS	CSSNP	100/10
80-1080	Screw	1/8 IPS	CSSNP	100 Bulk



**90-1708**  
Glazed  
660W-250V

### Twin Porcelain Socket w/Double Bushing Strap & Leads

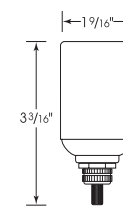
Cat No.	Leads	Bushing	Screw Shell	Master
80-2551	24" AWM 125°	1/8 IPS	CSSNP	100 Bulk



**80-2551**  
Glazed  
660W-250V

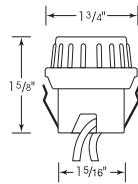
### Porcelain Bottom Turn Knob Socket

Cat No.	Terminal	Switch	Screw Shell	Master
80-1157	Screw	Turn Knob	CSSNP	100/10



**80-1157**  
Unglazed  
660W-250V

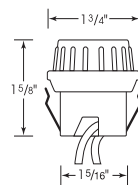
## Medium Base Lampholders Porcelain—Pre-Wired



**90-1107**  
Unglazed  
660W-250V

### Keyless Porcelain Socket w/Double Snap-In Clip

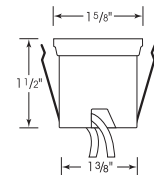
Cat No.	Leads	Clip	Screw Shell	Master
90-1107	8" AWM B/W 105°	Double	CSSNP	100/10



**80-1691**  
Unglazed  
660W-250V

### Keyless Porcelain Socket w/Double Snap-In Clip High Temperature Leads

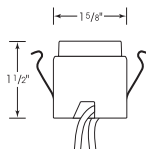
Cat No.	Leads	Clip	Screw Shell	Master
80-1691	9 1/2" SF-1 B/W 200°	Double	CSSNP	200/10
80-2370	60" SF-2 B/W 200°	Double	CSSNP	50/1



**80-1531**  
Unglazed  
660W-250V

### Keyless Porcelain Socket w/Flange & Double Snap-In Clip

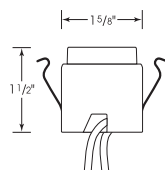
Cat No.	Leads	Clip	Screw Shell	Master
80-1531	8" AWM B/W 105°	Double	CSSNP	100/10



**80-1212**  
Unglazed  
660W-250V

### Keyless Porcelain Socket w/Adapter & Double Snap-In Clip

Cat No.	Leads	Clip	Screw Shell	Master
80-1212	10" AWM B/W 150°	Double	CSSNP	100 Bulk



**80-1263**  
Unglazed  
660W-250V

### Keyless Porcelain Socket w/Rim & Double Snap-In Clip

Cat No.	Leads	Clip	Screw Shell	Master
80-1263	28" AWM B/W 150°	Double	CSSNP	200 Bulk





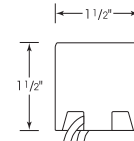
# Medium Base Lampholders

## Porcelain – Pre-Wired

SOCKETS & LAMP HOLDERS

### Keyless Porcelain Socket - Unglazed w/Wireway

Cat No.	Leads	Mount	Screw Shell	Master
80-1155	8 1/2" AWM B/W 105°	(1) Bushing	Bronze	200 Bulk



**80-1155**  
Unglazed  
660W-250V

### Keyless Porcelain Socket - Glazed w/Paper Liner

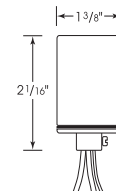
Cat No.	Leads	Mount	Screw Shell	Master
90-2621	9" AWM B/W 105°	2-6/32 Screws	CSSNP	200/10



**90-2621**

### Keyless Porcelain Socket 1/4 IP Cap w/Set Screw

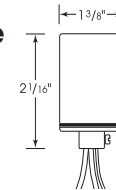
Cat No.	Leads	Cap	Screw Shell	Master
80-1113	20" AWM B/W 150° w/grd.	1/4 IPS	CSSNP	200 Bulk



**80-1113**  
Glazed  
660W-250V

### Keyless Porcelain Socket 1/8 IP Cap w/Set Screw & 61" Groundwire

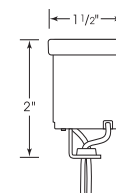
Cat No.	Leads	Cap	Screw Shell	Master
80-1202	61" AWM B/W 150°	1/8 IP	CSSNP	100 Bulk
80-2371	61" AWM B/W 150°	1/4 IP	CSSNP	100 Bulk



**80-1202**  
Unglazed  
660W-250V

### Keyless Porcelain Socket w/Black Rim & Hickey

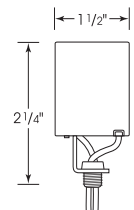
Cat No.	Leads	Hickey	Screw Shell	Master
80-1685	9" AWM B/W 105°	1/8 IPS	CSSNP	200/10



**80-1685**  
Unglazed  
660W-250V

### Keyless Porcelain Socket w/Hickey & Nipple

Cat No.	Leads	Hickey	Screw Shell	Master
80-1708	24" AWM B/W 125°	1/2" Hickey & 1/8 IPS Nipple 3/8" Long	Aluminum	200 Bulk

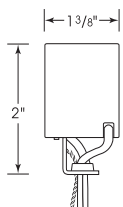


**80-1708**  
Unglazed  
660W-250V

## Medium Base Lampholders Porcelain—Pre-Wired



**80-1317**  
Glazed  
660W-250V

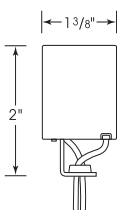


### Keyless Porcelain Socket w/Hickey

Cat No.	Leads	Hickey	Screw Shell	Master
80-1317	72" SPT-1 105° Gold w/grd.	1/8 IPS - 3/8"	CSSNP	100/10
80-2197	48" SPT-1 105° Silver w/grd.	1/8 IPS - 3/8"	CSSNP	100 Bulk



**80-1223**  
Unglazed  
660W-250V

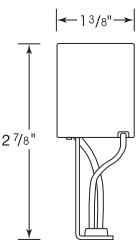


### Keyless Porcelain Socket w/Hickey

Cat No.	Leads	Hickey	Screw Shell	Master
80-1223	18" AWM B/W 150°	1/8 IPS - 1/2"	CSSNP	200/10



**80-1224**  
Unglazed  
660W-250V

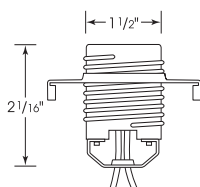


### Keyless Porcelain Socket w/Hickey

Cat No.	Leads	Hickey	Screw Shell	Master
80-1224	18" AWM B/W 150°	1/8 IPS - 1-1/2"	Aluminum	200/10



**80-1768**  
Glazed  
660W-250V

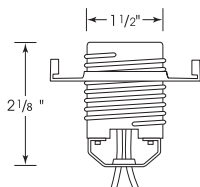


### Keyless Threaded Porcelain Socket w/Hickey & Ring

Cat No.	Leads	Hickey	Screw Shell	Master
80-1768	26" AWM B/W 125°	1/8 IPS - 1/2"	CSSNP	100/10



**80-2369**  
Unglazed  
660W-250V



### Keyless Threaded Porcelain Socket w/ 1/4 IP Cap & Ring / Strain Relief

Cat No.	Leads	Hickey	Screw Shell	Master
80-2369	12 ft. 18/3 SVT White 105°	1/4 IPS - 1/2"	CSSNP	50/1



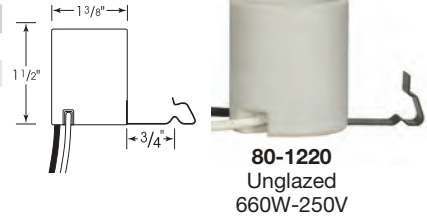
# Medium Base Lampholders

## Porcelain – Pre-Wired

SOCKETS & LAMP HOLDERS

### Keyless Porcelain Socket w/Snap-In Clip

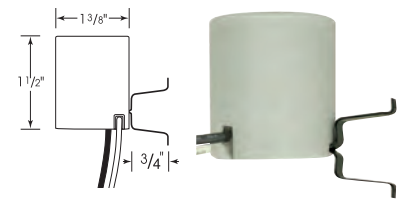
Cat No.	Leads	Clip	Screw Shell	Master
80-1220	12" AWM B/W 150°	Extends 3/4" from Socket	CSSNP	200/10
80-2128	12" AWM B/W 150° w/Grd. Wire	Extends 3/4" from Socket	CSSNP (Glazed)	200/10



**80-1220**  
Unglazed  
660W-250V

### Keyless Porcelain Socket w/Snap-In Double Spring Clip

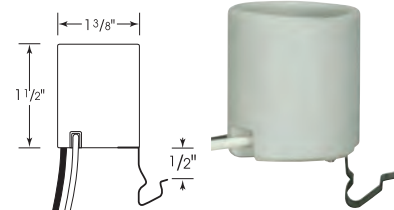
Cat No.	Leads	Clip	Screw Shell	Master
80-1956	12" AWM B/W 150°	Extends 3/4" from Socket	CSSNP	100/10



**80-1956**  
Unglazed  
660W-250V

### Keyless Porcelain Socket w/Snap-In Clip

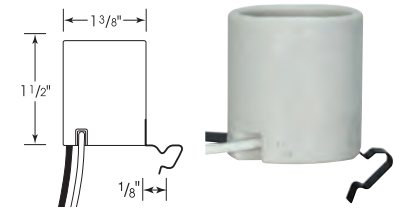
Cat No.	Leads	Clip	Screw Shell	Master
80-1221	12" AWM B/W 150°	Extends 1/2" from Socket	Aluminum	200 Bulk



**80-1221**  
Unglazed  
660W-250V

### Keyless Porcelain Socket w/Snap-In Clip

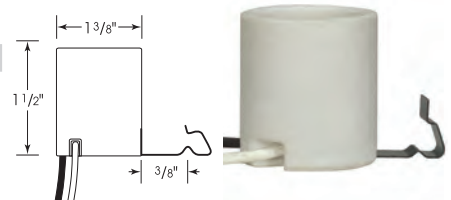
Cat No.	Leads	Clip	Screw Shell	Master
80-1222	12" AWM B/W 150°	Extends 1/8" from Socket	Aluminum	200 Bulk
80-2652	12" AWM B/W 150°	Extends 1/8" from Socket	Aluminum	200 Bulk



**80-1222**  
Unglazed  
660W-250V

### Keyless Porcelain Socket w/Snap-In Clip

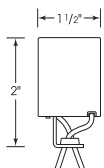
Cat No.	Leads	Clip	Screw Shell	Master
80-1328	9" AWM B/W 150°	Extends 3/8" from Socket	CSSNP	200/10



**80-1328**  
Unglazed  
660W-250V

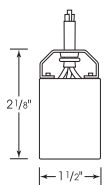
# SOCKETS & LAMPHOLDERS

## Medium Base Lampholders Porcelain—Pre-Wired



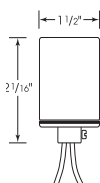
### Keyless Porcelain Socket w/Hickey

Cat No.	Leads	Hickey	Screw Shell	Master
90-760	10" AWM B/W 105°	1/8 IPS - PTH	Aluminum	200/10
90-466	16" AWM B/W 105°	1/8 IPS - PTH	Aluminum	200/10
90-759	24" AWM B/W 105°	1/8 IPS - PTH	Aluminum	200/10
80-2182	20" AWM B/W 125°	1/8 IPS - PTH	Aluminum	200 Bulk
80-2041	36" AWM B/W 125°	1/8 IPS - PTH	CSSNP	100/1
80-2042	48" AWM B/W 125°	1/8 IPS - PTH	CSSNP	100/1



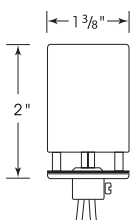
### Keyless Porcelain Socket w/Hickey, Strain Relief & Fiber Sleeving w/Ground Wire

Cat No.	Leads	Hickey	Screw Shell	Master
90-1563	8 Ft. 18/3 SVT White 105°	1/8 IPS U Bracket	Aluminum	50/1
90-1564	8 Ft. 18/3 SVT Black 105°	1/8 IPS U Bracket	Aluminum	50/1



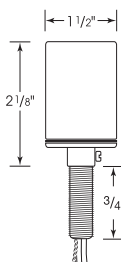
### Keyless Porcelain Socket w/ 1/8 IP Cap

Cat No.	Leads	Cap	Screw Shell	Master
80-1313	9" AWM B/W 150°	1/8 IPS	CSSNP	100/10
80-1315	24" AWM B/W 150°	1/8 IPS	CSSNP	100/10
80-1278	30" AWM B/W 105°	1/8 IPS	CSSNP	100/10
80-1316	36" AWM B/W 150°	1/8 IPS	CSSNP	100/10



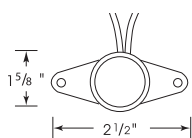
### Keyless Porcelain Socket w/ 1/8 IP Cap

Cat No.	Leads	Cap	Screw Shell	Master
80-2384	6 ft. 18/3 SVT Silver 105°	1/8 IPS	CSSNP	50



### Keyless Porcelain Socket w/ 1/8 IP Cap & Nipple

Cat No.	Leads	Cap	Screw Shell	Master
90-1150	48" 18/2 SPT-1 Gold 105° w/Grd. Wire	3/4" Nipple - 1/8 IPS	CSSNP	100 Bulk



### Keyless Porcelain Recessed Socket w/Pre-Wired—2" Center & w/ Wireway

Cat No.	Leads	Mounting	Screw Shell	Master
80-2164	6" AWM B/W 150°	Two Mounting Holes	CSSNP	100/10
80-2239	4" SF-1 B/W 200°	Two Mounting Holes	CSSNP	100/1



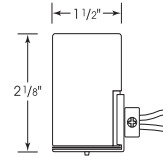
# Medium Base Lampholders

## Porcelain—Pre-Wired Sockets

SOCKETS & LAMP HOLDERS

### Keyless Porcelain Socket w/Side Mount Bushing

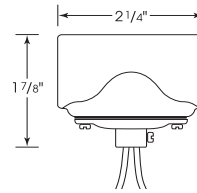
Cat No.	Leads	Cap	Screw Shell	Master
80-1330	9" AWM B/W 150°	1/8 IPS	CSSNP	100/10
80-1445	12" AWM B/W 105°	1/8 IPS	CSSNP	200/10
80-1329	36" - 18/2 SPT-2 105° Clear Gold	1/8 IPS	CSSNP	100/10



**80-1330**  
Glazed  
660W-250V

### Twin Porcelain Socket w/Flange Bushing Cap


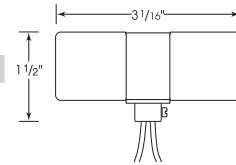
Cat No.	Leads	Cap	Screw Shell	Master
80-1314	9" AWM B/W 150°	1/8 IPS	CSSNP	100/10



**80-1314**  
Glazed  
660W-250V

### Twin Porcelain Socket w/Top Bracket Pre-Wired


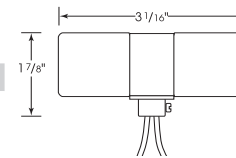
Cat No.	Leads	Cap	Screw Shell	Master
80-2492	9" AWM B/W 150°	1/8 IPS	CSSNP	100/10



**80-2492**  
Glazed  
660W-120V

### Twin 2 Circuit-3 Wire Porcelain Socket w/Single 1/8 IP Bushing

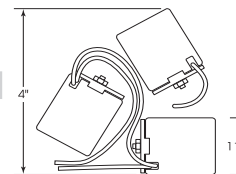
Cat No.	Leads	Cap	Screw Shell	Master
80-1081	24" AWM 150°	1/8 IPS	CSSNP	100/10



**80-1081**  
Glazed  
660W-250V

### Three Light Porcelain Socket w/ 1/8 IP Slip Hole w/Metal Strap

Cat No.	Leads	Screw Shell	Master
80-1082	24" AWM 150°	Aluminum	100 Bulk



**80-1082**  
Glazed  
660W-250V

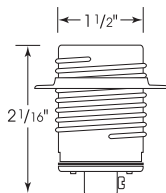
# SOCKETS & LAMP HOLDERS

## Medium Base Lampholders

Porcelain—4KV Pulse Rated w/Screw Terminals



**80-1647**  
Unglazed  
660W-600V

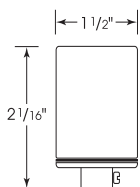


### Keyless Threaded Porcelain Socket w/ 1/8 IP Cap, Ring & Spring Contact for 4KV

Cat No.	Terminal	Cap	Screw Shell	Master
80-1647	Screw	1/8 IPS	CSSNP	100/1



**80-1870**  
Glazed  
660W-600V

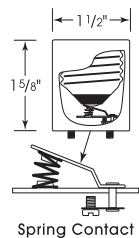


### Keyless Smooth Porcelain Socket w/Spring Contact for 4KV & 1/8 IP Cap

Cat No.	Terminal	Cap	Screw Shell	Master
80-1870	Screw	1/8 IPS	CSSNP	100/10



**80-1681**  
Glazed  
660W-250V

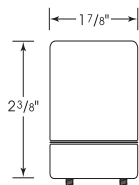


### Keyless Porcelain Socket w/Spring Contact For 4KV & Reinforced Screw Shell w/Washers (w/2 6-32 Screws) 7/8" Center to Center

Cat No.	Terminal	Cap	Screw Shell	Master
80-1681	Screw	No	CSSNP	100/10



**80-1793**  
Glazed  
660W-600V



### Keyless Two-Piece Heavy Duty Porcelain Socket w/Mounting Screws Assembled 1 1/4" On Center

Cat No.	Terminal	Cord Hole	Screw Shell	Master
80-1793	Screw	7/16" Slip Hole	CSSNP	100/10

#### Metal Rings for Threaded Socket



**80-1076**  
Metal Ring for  
Threaded Socket  
1 1/2" ID x 2 1/4" OD



**80-1074**  
White Die  
Cast Ring for Threaded Socket  
1 1/2" ID x 2" OD

#### Metal Caps w/Set Screw



**80-1677**  
1/8 IP



**80-1678**  
1/4 IP



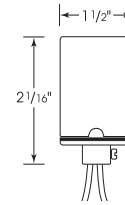
# Medium Base Lampholders

## Porcelain—4KV Pulse Rated Pre-Wired

**SOCKETS & LAMP HOLDERS**

### Keyless Porcelain Socket 1/8 IP Cap w/Side Notches, 2 Wireways & Spring Contact For 4KV

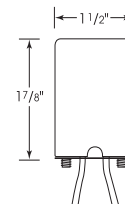
Cat No.	Leads	Cap	Screw Shell	Master
80-1614	18" 18GA SF-2 B/W 200°	1/8 IPS	CSSNP	100/10
80-2092	36" 18GA SF-2 B/W 200°	1/8 IPS	CSSNP	100/1



**80-1614**  
Glazed  
660W-600V

### Keyless Porcelain Socket w/Paper Liner, 2 Mounting Screws Held Captive, 2 Wireways & Spring Contact For 4KV (w/2 6-32 Screws) 7/8" Center to Center

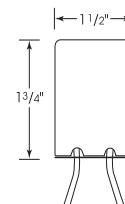
Cat No.	Leads	Cap	Screw Shell	Master
80-1689	18" 18GA SF-2 B/W 200°	Less	CSSNP	100/10
80-1700	36" 18GA SF-2 B/W 200°	Less	CSSNP	100/10
80-1877	48" 18GA SF-2 B/W 200°	Less	CSSNP	100/10



**80-1689**  
Glazed  
660W-600V

### Keyless Porcelain Socket w/Paper Liner 2 Bushings, 2 Wireways & Spring Contact For 4KV

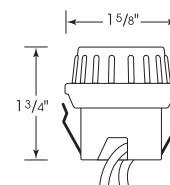
Cat No.	Leads	Cap	Screw Shell	Master
80-1734	9" 18GA SF-2 B/W 200°	Less	CSSNP	100/10
80-1875	48" 18GA SF-2 B/W 200°	Less	CSSNP	100/10



**80-1734**  
Glazed  
660W-600V

### Keyless Porcelain Snap-In Bracket Socket For 4KV -No Spring Contact

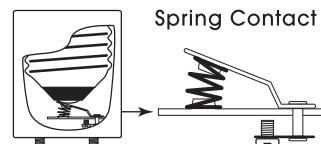
Cat No.	Leads	Clip	Screw Shell	Master
80-1674	9" 18GA SF-2 B/W 200°	Double	CSSNP	200/10



**80-1674**  
Unglazed  
660W-600V



Lampholders rated at high wattage that require a pulse rating of 4KV (kilovolts) to start.



Spring Contact

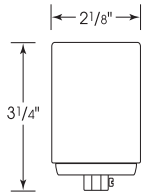


# SOCKETS & LAMPHOLDERS

## Mogul Base Lampholders

Porcelain—4KV Pulse Rated E39 Base w/Screw Terminals

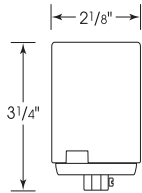
All w/Spring Contacts



**90-429**  
Glazed  
1500W-600V

### Keyless Porcelain Mogul Socket w/Metal 1/4 IP Cap

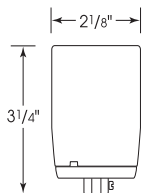
Cat No.	Terminal	Cap	Screw Shell	Master
90-429	Screw	1/4 IPS - w/SS	CSSNP	50/1



**80-1378**  
Glazed  
1500W-600V

### Keyless Porcelain Mogul Socket w/Metal 1/4 IP Cap,

Cat No.	Terminal	Cap	Screw Shell	Master
80-1378	Screw	1/4 IPS - w/SS	CSSNP	50/1



**80-1307**  
Glazed  
1500W-600V

### Keyless Porcelain Mogul Socket w/Metal 1/4 IP Cap,

Cat No.	Terminal	Cap	Screw Shell	Master
80-1307	3 - Screw	1/4 IPS - w/SS	CSSNP	50/1

### Metal Caps w/Set Screw



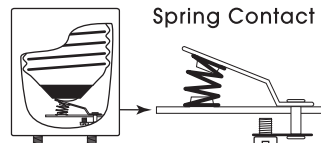
**80-1631**  
1/4 IP



**80-1665**  
3/8 IP



Lampholders rated at high wattage that require a pulse rating of 4KV (kilovolts) to start.



Spring Contact



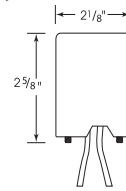
# Mogul Base Lampholders

Porcelain—4KV Pulse Rated E39 Base Pre-Wired  
All w/Spring Contacts

SOCKETS & LAMP HOLDERS

## Keyless Porcelain Mogul Socket, w/2 Mounting Screws Held Captive, 2 Wireways, 1/2" Strip Leads - 1 3/8" Center to Center

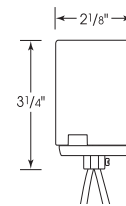
Cat No.	Leads	Cap	Screw Shell	Master
80-1376	10" 16GA SF-2 B/W 200°	Less	CSSNP	50/1
80-2093	24" 16GA SF-2 B/W 200°	Less	CSSNP	50/1



**80-1376**  
Glazed  
1500W-600V

## Keyless Porcelain Mogul Socket w/Metal 1/4 IP Cap, 2 Wireways - 1 3/8" Center to Center

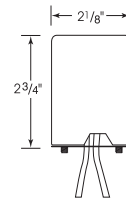
Cat No.	Leads	Cap	Screw Shell	Master
80-1613	11" 16GA SF-2 B/W 200°	1/4 IPS	CSSNP	50/1



**80-1613**  
Glazed  
1500W-600V

## Keyless Porcelain Mogul Socket, Fiber Gasket, 2 Mounting Screws Held Captive, 2 Wireways, Lug Leads - 1 3/8" Center to Center

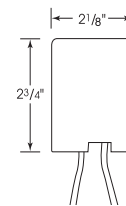
Cat No.	Leads	Cap	Screw Shell	Master
80-1103	40" 14GA SF-2 B/W 200°	Fiber, Less Cap	CSSNP	50/1



**80-1103**  
Glazed  
1500W-600V

## Keyless Porcelain Mogul Socket, 2 8/32 Bushings, 2 Wireways, 1/2" Strip Leads - 1 3/8" Center to Center


Cat No.	Leads	Cap	Screw Shell	Master
80-1751	10" 14GA SF-2 B/W 200°	Less	CSSNP	50/1



**80-1751**  
Glazed  
1500W-600V

## Fiber Only For Mogul Sockets & Spring Contact

Cat No.	Material	Size	Master
80-2215	Paper Insulator - w/2 Holes	2 1/4"	500 Bulk



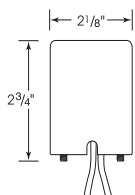
**80-2215**

# SOCKETS & LAMPHOLDERS

## Mogul Base Lampholders

Porcelain—4-5KV Pulse Rated E39 & EX39 Base Pre-Wired

All w/Spring Contacts

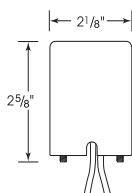


**80-1791**  
PINK Glazed  
1500W-600V  
EX39 Base

**Keyless Pink Porcelain Mogul Socket For Protective & Open HID Fixtures, 2 Mounting Screws Held Captive, 1/2" Strip Leads, 2 Wireways - 1 3/8" Center to Center**



Cat No.	Leads	Cap	Screw Shell	Master
80-1791	12" 16GA SF-2 B/W 200°	Less	CSSNP	50/1

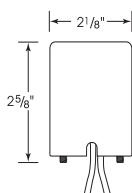


**80-2090**  
YELLOW Glazed  
1500W-600V  
E39 Base

**Keyless Porcelain Mogul Socket For Position Oriented HID Fixtures w/Body Notch For Correct Mounting, 2 Wireways, 2 Mounting Screws Held Captive - 1 3/8" Center to Center**



Cat No.	Leads	Cap	Screw Shell	Master
80-2090	12" 14GA SF-2 B/W 200°	Less	CSSNP	50/1

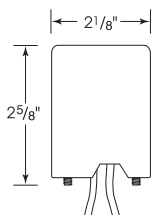


**80-1530**  
Glazed  
1500W-600V  
E39 Base

**Keyless Porcelain Mogul Socket, Mounting Screw Held Captive, 2 Wireways, 1/2" Strip leads - 1 3/8" Center to Center**



Cat No.	Leads	Cap	Screw Shell	Master
80-1530	30" 16GA SF-2 B/W 200°	Less	CSSNP	50/1



**80-1377**  
Glazed  
1500W-600V  
E39 Base

**Keyless Porcelain Mogul Socket, 2 Mounting Screws Held Captive, 2 Wireways, 1/2" Strip Leads, E39 Base - 1 3/8" Center to Center**



Cat No.	Leads	Cap	Screw Shell	Master
80-1377	16" 14GA SF-2 B/W 200°	Less	CSSNP 2 #8/32 Screws 2 5/8" H	50/1
80-2030	16" 14GA SF-2 B/W 200°	Less	CSSNP 2 #8/32 Screws 3" H	50/1
80-2031	16" 14GA SF-2 B/W 200°	Less	CSSNP 2 #8/32 Bushings 3" H	50/1

### Metal Caps w/Set Screw



**80-1631**  
1/4 IP



**80-1665**  
3/8 IP



# Mogul Base Lampholders

## Porcelain—5-6KV Pulse Rated E39 Base Pre-Wired

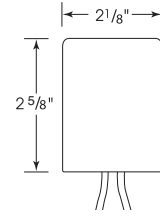
### All w/Spring Contacts

**SOCKETS & LAMP HOLDERS**

**Keyless Porcelain Mogul Socket, 2 Mounting Screws Held Captive, 1/2" Strip Leads, E39 Base - 1 3/8" Center to Center**



Cat No.	Leads	Cap	Screw Shell	Master
80-1646	21" 14GA-SF-2 B/W 200"	Less	CSSNP	50/1

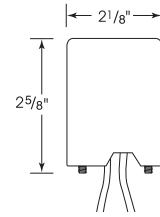


**80-1646**  
Glazed  
1500W-600V  
E39 Base

**Gray Porcelain Mogul Socket, 2 Mounting Screws Held Captive, 1/2" Strip Leads w/Wireway - 1 3/8" Center to Center**



Cat No.	Leads	Cap	Screw Shell	Master
80-2425	12" 16GA SF-2 B/W 200"	Less	CSSNP	50/1

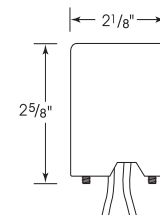


**80-2425**  
Glazed  
1500W-600V  
E39 Base

**Keyless Porcelain Mogul Socket, Mounting Screws Held Captive, 1/2" Strip Leads w/Wireway - 1 3/8" Center to Center**



Cat No.	Leads	Cap	Screw Shell	Master
80-2091	12" 14GA SF-2 B/W 200"	Less	CSSNP	50/1

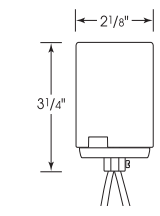


**80-2091**  
Glazed  
1500W-600V

**Keyless Porcelain Mogul Socket w/Metal 1/4 IP Cap, 2 Wireways, 3 Wires**



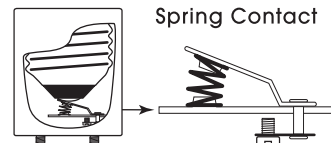
Cat No.	Leads	Cap	Screw Shell	Master
80-1449	20" 14GA SF-2 B/W 200" w/20" Ground	1/4 IPS	CSSNP	50/1



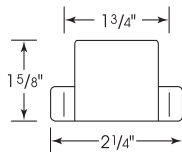
**80-1449**  
Glazed  
1500W-600V



Lampholders rated at high wattage that require a pulse rating of 4-6KV (kilovolts) to start.



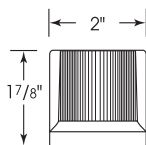
## Specialty Porcelain Sockets Bayonet, Medium & Mogul Base



**80-2035**  
Glazed  
660W-1000V

### Keyless Low Pressure Sodium Surface Mount Porcelain Socket w/Single-End Bayonet Base

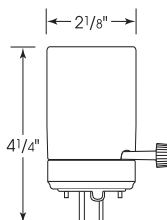
Cat No.	Leads	Cap	Screw Shell	Master
80-2035	9" 16GA SF-1 B/W 150°	Less (surface mount)	CSSNP	50/1



**80-1120**  
Unglazed  
660W-250

### Keyless Medium Base Surface Mount Porcelain Socket, 2 Bushings - 1 1/2" Center to Center

Cat No.	Terminal	Cap	Screw Shell	Master
80-1120	Screw	Less (surface mount)	CSSNP	150



**90-428**  
Unglazed  
750W-250V

### Porcelain 3-Way Turn Knob Mogul Socket w/Hickey

Cat No.	Terminal	Hickey	Screw Shell	Master
90-428	Screw	1/4 IPS	CSSNP	50/1

### Available Lamps



**S4870**  
18W  
Low Pressure Sodium  
Bayonet (BY22D) Base



**S1822**  
100/200/300W  
3-Way  
Mogul Base



**S5862**  
175W  
Metal Halide  
Medium Base



**S5831**  
250W  
Metal Halide  
Mogul Base



# Porcelain Connectors & Harnesses

## Medium & Mogul Base

### Porcelain Par 46 & 38 Connector - Medium Base HID

1 3/8" H x 7/8" W x 5/8" D

Cat No.	Leads	Type	Porcelain	Master
80-1690	18"	16GA SF-2 200°	Unglazed	200/10



**80-1690**  
660W-125V

### Porcelain Par 46 & 38 5KV Harness Set w/Medium Base Adapter

Cat No.	Leads	Type	Porcelain	Master
80-1769	10"	18GA SF-1 200°	Unglazed	100/1



**80-1769**  
660W-125V

### Porcelain Par 56 & 64 Connector - Mogul Base

2 1/2" W x 1 1/4" H x 1 3/8" D

Cat No.	Leads	Type	Porcelain	Master
80-1865	18"	14GA SF-2 200°	Unglazed	100
80-2260	48"	14GA SF-2 200°	Unglazed	100



**80-1865**  
1000W-125V

### Available Lamps



**S1934**  
175W  
Mercury Vapor  
Mogul Base



**S3127**  
70W  
HPS - High Pressure Sodium  
Mogul Base



**S1940**  
250W  
HPS - High Pressure Sodium  
Mogul Base

## Medium Base Receptacles Porcelain Ceiling Fixtures & Cages



### Keyless, Pull Chain & Pull Chain w/GCO - Terminal & with Leads



**90-445** 2 Terminal  
**80-1648** 4 Terminal  
**90-2638** 7" AWM B/W Leads 105°C  
Keyless Glazed Porcelain  
Ceiling Receptacle  
Screw Terminals  
4 3/8" Dia.  
660W-250V



**90-443** 2 Terminal  
**90-2639** 7" AWM B/W Leads 105°C  
Glazed Porcelain  
On-Off Pull Chain  
Ceiling Receptacle  
Screw Terminals  
4 3/8" Dia.  
250W-250V



**90-444**  
Glazed Porcelain  
Ceiling Receptacle  
On-Off Pull Chain w/Grounded  
Convenience Outlet  
Screw Terminals  
4 3/8" Dia.  
15A-250W-125V



**90-1310** Brass Finish  
**90-1912** Nickel Finish  
**90-1916** Black Finish  
**90-1917** White Finish  
**90-1918** Unfinished  
**90-1919** Dark Antique  
Light Bulb Cage  
Height: 5 3/4"  
Packing: 60/Master 10/Inner



**90-2612**  
Yellow Trouble Light  
Plastic Cage  
Suitable For Outdoor Locations  
Height: 6 1/2"  
Packing: 12/Master





## Medium Base Receptacles Phenolic Ceiling Fixtures

### Phenolic Receptacle with Terminals



**90-480** 4 Terminal  
Keyless White Phenolic  
Ceiling Receptacle  
Screw Terminals  
4 1/2" Dia.  
660W-250V



**90-481** 4 Terminal  
White Phenolic  
On-Off Pull Chain  
Ceiling Receptacle  
Screw Terminals  
4 1/2" Dia.  
250W-250V

### Phenolic Receptacle with Leads



**90-1502**  
Keyless White Phenolic  
Ceiling Receptacle  
6" AWM B/W Leads 105°C  
4 1/2" Dia.  
660W-250V



**90-1503**  
White Phenolic  
On-Off Pull Chain  
Ceiling Receptacle  
6" AWM B/W Leads 105°C  
4 1/2" Dia.  
250W-250V

# SOCKETS & LAMPHOLDERS

## Medium Base Sockets Phenolic & Porcelain



### Keyless Lampholders



**90-407**  
1/8 IP Hickey  
Screw Terminals  
Overall Ht. 2"  
Dia. 1 1/4"  
660W-250V



**90-1151** 10"  
**80-2095** 24"  
**80-2096** 36"  
AWM B/W Leads 105°C  
1/8 IP Hickey  
Overall Ht. 2"  
Dia. 1 1/4"  
660W-250V



**80-1077**  
Threaded Socket w/Ring  
1/8 IP Hickey  
Screw Terminals  
Overall Ht. 2"  
Dia. 1 1/2"  
Ring - 2 1/8" Outside  
660W-250V

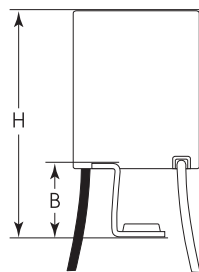


**80-1762**  
Medium Base  
Pin Socket  
Pressure Fit  
w/Metal Clip  
CSSNP  
Socket Only 2"  
Dia. 1/2"  
660W-250V

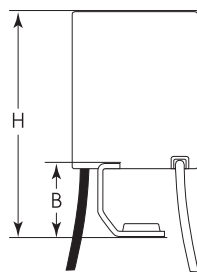


**80-2080**  
Medium Base  
Pressure Fit w/Hook  
Suited for 14GA Wire  
Phenolic  
Screw Shell  
Socket Only 2"  
Dia. 1 5/8"  
660W-250V

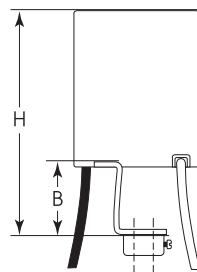
### Special Orders For Additional Hickey & Bushing Combination



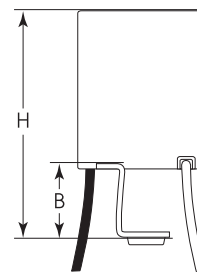
"Z" Bracket Inside Extrusion



"C" Bracket Inside Extrusion



Bushing Bracket Outside



"Z" Bracket Outside Extrusion

### Keyless Lampholder



**80-2036**  
Medium Base w/Rim  
1/8 IP Hickey  
12" AWM B/W 105°C  
Leads & Ground Wire  
Overall Ht. 2"  
Dia. 1 1/4"  
660W-250V



**90-1782**  
Bottom Turn Knob  
13" AWM B/W  
105°C Leads  
Ht. 2 3/8"  
Dia. 1 1/4"  
1/2" Bushing  
250W-250V



**80-1755**  
Bottom Turn Knob  
Phenolic & Porcelain Shell  
Screw Terminals 1/8 IP  
Ht. 2 1/2"  
Dia. 1 1/2"  
3/8" Bushing  
660W-250V



**90-4300**  
Bottom Turn Knob  
Screw Terminals 1/8 IP  
Ht. 2 1/2"  
Dia. 1 1/4"  
3/8" Bushing  
660W-250V



**80-1326**  
Bottom Turn Knob  
w/Removable Husk  
Screw Terminals 1/8 IP  
Ht. 2"  
Dia. 1 1/2"  
3/8" Bushing  
660W-250V



# Medium Base Sockets

## Phenolic Snap-In

### Keyless Lampholders - Snap-In



**90-540**  
Snap-In Socket  
6" AWM B/W Leads 105°C  
Ht. 1 1/2"  
Dia. 1 1/4"  
Bracket 1/4" Below  
660W-250V



**90-595**  
Snap-In Socket  
Bracket Extends 1/2" from  
End of Socket  
7" AWM B/W Leads 105°C  
Ht. 1 1/2"  
Dia. 1 1/4"  
660W-250V




**90-543**  
Snap-In Socket for 6" Pans  
Bracket Extends 7/8" from  
End of Socket  
8" AWM B/W Leads 105°C  
Ht. 1 1/2"  
Dia. 1 1/4"  
660W-250V



**90-542**  
Snap-In Socket for 8" & 10" Pans  
Bracket Extends 1 3/8" from  
End of Socket  
8" AWM B/W Leads 105°C  
Ht. 1 1/2"  
Dia. 1 1/4"  
660W-250V



**80-2299**  
9" AWM Leads  
Snap-In Socket w/Top Rim &  
for 3 1/4" - 4" Holders  
B/W Leads 105°C  
Ht. 1 1/2"  
Dia. 1 1/4"  
660W-250V



**80-2162**  
Snap-In Socket  
Bracket Extends 3/4"  
from End of Socket  
9" AWM B/W Leads 105°C  
Ht. 1 1/2"  
Dia. 1 1/4"  
660W-250V



**80-2163**  
Straight Bracket w/Hole  
Bracket Extends 1" from End of Socket  
8" AWM B/W Leads 105°C  
CSSNP  
Ht. 1 1/2"  
Dia. 1 1/4"  
660W-250V

### Keyless Lampholders - "U" Clip Snap-In



**90-541** 8" AWM Leads  
**80-1798** 12" AWM Leads  
Snap-In Socket  
for 3 1/4"-4" Holders  
B/W Leads 105°C  
Ht. 1 1/2"  
Dia. 1 1/4"  
660W-250V



**80-1645**  
Snap-In Socket  
for 3 1/4"-4" Holders  
12" AWM B/W Leads 125°C  
Ht. 1 1/2"  
Dia. 1 1/4"  
660W-250V



**80-1642**  
Snap-In Double Spring Clip  
w/ 12" B/W Leads 150°C  
Ht. 1 1/2"  
Dia. 1 1/4"  
Bracket 3/4" From Socket  
660W-250V




**80-1766**  
Snap-In Double  
with Flange Rim  
13" B/W Leads 105°C  
Ht. 1 1/2"  
Dia. 1 5/8"  
660W-250V

# SOCKETS & LAMPHOLDERS

## Medium Base Sockets Phenolic Twin Cluster



**80-2266**  
Snap-On Top  
2 3/8" Top Bracket  
+ Snap Only,  
w/ 12" AWM  
Leads 105°  
660W-250V



**90-432**  
Snap-On Top  
2 3/8" Top Bracket  
+ Snap, 1 3/4" 1/8 IP  
Threaded Bottom  
Bracket  
w/ 3/8" Nipple  
8" AWM  
B/W Leads 105°C  
660W-250V



**80-1379**  
Snap-On Top  
2 3/8" Bracket  
+ Snap, 1 3/4" 1/8 IP  
Threaded Bottom  
Bracket  
w/ 5/8" Nipple  
12" AWM  
B/W Leads 105°C  
w/Ground Wire  
660W-250V



**90-465**  
1 1/2" 1/8 IP  
Threaded  
Top Bracket  
w/ 1/2" Nipple  
2 1/8" 1/8 IP  
Threaded Bottom  
Bracket w/ 1/2" Nipple  
12" AWM  
B/W Leads 105°C  
660W-250V



**80-1380**  
1 3/4" 1/8 IP  
Threaded  
Top Bracket  
w/ 1/2" Nipple  
1 3/4" 1/8 IP  
Threaded Bottom  
Bracket w/ 1/2" Nipple  
12" AWM  
B/W Leads 105°C  
w/Ground Wire  
660W-250V



**80-2267**  
1 3/8" x 1/8 IP  
Threaded  
Top Bracket  
w/ 12" AWM B/W  
Leads 105°  
1/2" Nipple  
660W-250V



**90-415**  
On-Off Brass Finish  
Pull Chain  
1 1/2" 1/8  
IP Threaded Top  
Bracket w/ 3/8" Nipple  
1-3/4" 1/8  
IP Threaded  
Bottom Bracket  
12" AWM  
B/W Leads 105°C  
660W-250V



**90-416**  
On-Off Brass Finish  
Turn Knob  
1" 1/8 IP  
Threaded Top  
Bracket w/ 1/4" Nipple  
1 3/4" 1/8  
IP Threaded  
Bottom Bracket  
6" AWM  
B/W Leads 105°C  
660W-250V



**90-414**  
Twin Offset  
1 1/2" 1/8  
IP Female Top &  
Bottom Bracket  
w/Set Screw  
12" AWM  
B/W Leads 105°C  
660W-250V



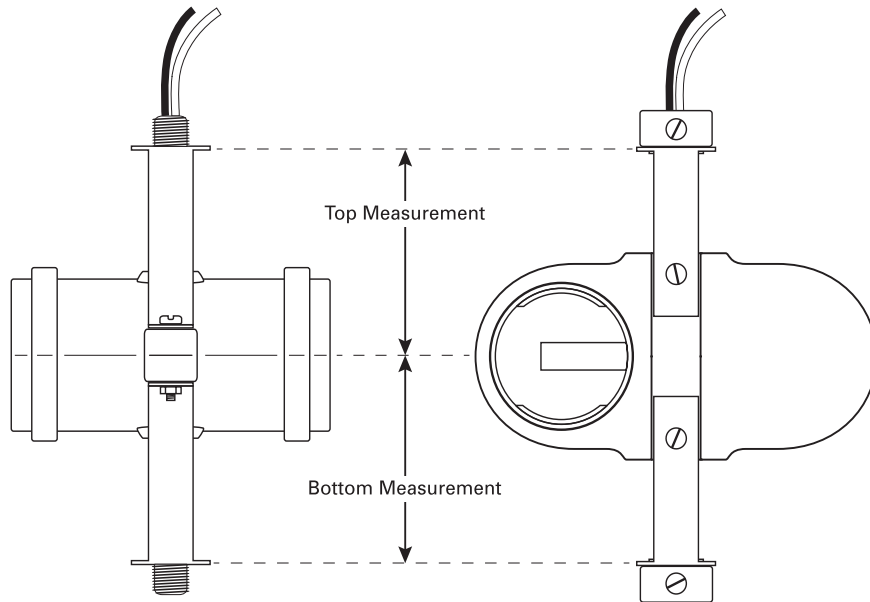
**80-1664**  
Twin Offset  
1 1/2" 1/8 IP  
Threaded Top  
Bracket  
w/ 3/8" Nipple  
1 1/2" 1/8 IP  
Threaded Bottom  
Bracket w/3/8" Nipple  
12" AWM  
B/W Leads 105°C  
660W-250V

**PLEASE NOTE:** Socket Cluster measurements are from the center line to the top & bottom of brackets.



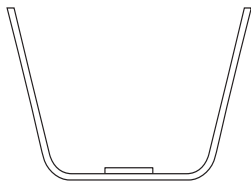
# Medium Base Sockets

## Phenolic Twin Cluster / Special Order Options

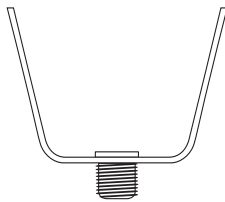


### Special Order Options

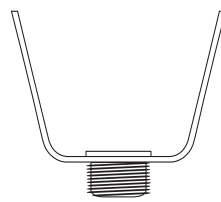
**PLEASE SPECIFY WIRE: Length, Gauge, Type, Temperature, Color & Strip Ends**



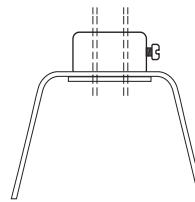
1/8 IP Tapped Hole



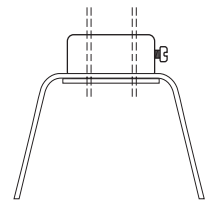
1/8 IP Nipple  
(Specify Length)



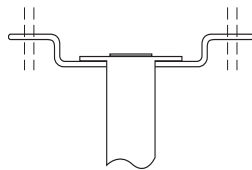
1/4 IP Nipple  
(Specify Length)



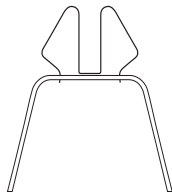
1/8 IP Bushing  
w/Set Screw



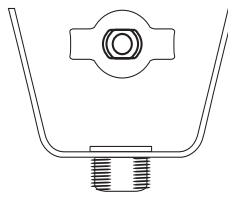
1/4 IP Bushing  
w/Set Screw



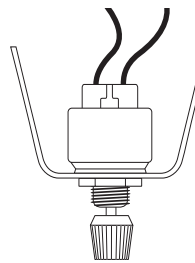
Steel Bracket w/Two  
6/32 Tapped Holes



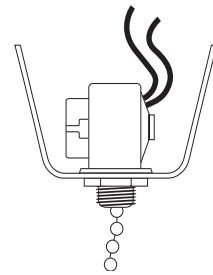
Snap-In Bracket



1/4 IP Nipple  
(Specify Length)



Turn Knob Switch



Pull Chain Switch

**PLEASE NOTE: Socket Cluster measurements are from the center line to the top & bottom of brackets.**

## Medium Base Sockets Phenolic 3 Light Cluster



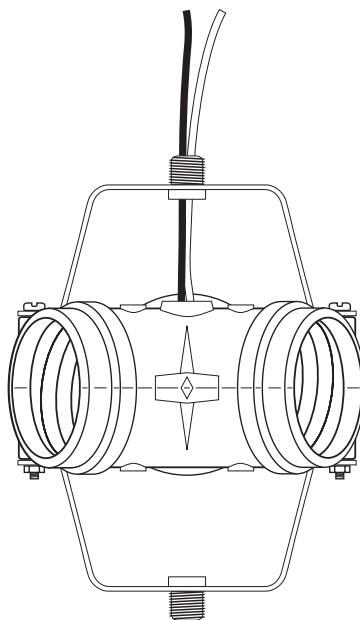
**90-463**  
3 Light Cluster Socket  
1 3/4" 1/8 IP Threaded Top  
Bracket w/ 5/8" Nipple  
1 3/4" 1/8 IP Threaded Bottom  
Bracket w/ 5/8" Nipple  
12" AWM B/W Leads 105°C  
660W-250V



**80-2449**  
3 Light Cluster Socket  
Top Bracket Only  
1 3/4" x 1/8 IP  
w/ 5/8" Nipple  
12" AWM B/W Leads 105°C  
660W-250V



**90-1587**  
3 Light Cluster Socket  
On-Off Nickel Pull Chain  
1 3/4" 1/8 IP Threaded Top  
Bracket w/ 5/8" Nipple  
1 3/4" 1/8 IP Threaded  
Bottom Bracket  
8" AWM B/W Leads 105°C  
660W-250V







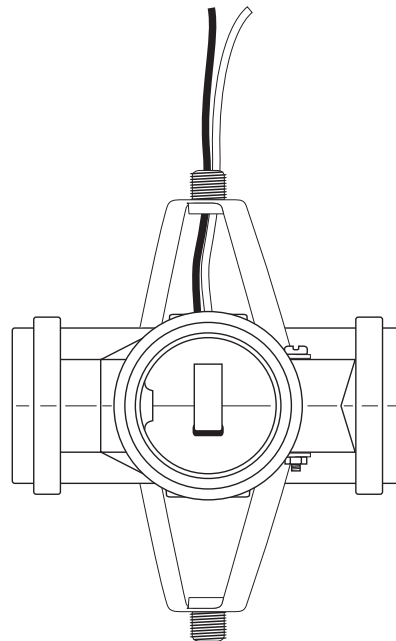
## Medium Base Sockets Phenolic 4 Light Cluster



**90-464**  
4 Light Cluster Socket  
1 3/4" 1/8 IP Threaded Top  
Bracket w/ 1/2" Nipple  
1 3/4" 1/8 IP Threaded Bottom  
Bracket w/ 1/2" Nipple  
12" AWM B/W Leads 105°C  
660W-250V



**90-1588**  
4 Light Cluster Socket  
On-Off Nickel Pull Chain  
1 3/4" 1/8 IP Threaded Top  
Bracket w/ 1/2" Nipple  
1 3/4" 1/8 IP Threaded  
Bottom Bracket  
7" AWM B/W Leads 105°C  
660W-250V





# SOCKETS & LAMPHOLDERS

## Candelabra Base Sockets

Phenolic Sockets With Terminals / Paper Liner - 3/4" Diameter



**90-422** 1 1/2"  
Screw Terminals-Double Leg  
1/8 IP - Outside Extrusion  
75W-125V



**80-1996** 1 3/4"  
Screw Terminals-Double Leg  
1/8 IP - Inside Extrusion  
75W-125V



**90-403** 2" Double-Leg  
**80-2054** 2" Single Leg  
Screw Terminals  
1/8 IP - Outside Extrusion  
75W-125V



**80-1347** 2 1/2"  
Screw Terminals-Double Leg  
1/8 IP - Inside Extrusion  
75W-125V



**80-1088** 3"  
Screw Terminals-Double Leg  
1/8 IP - Inside Extrusion  
75W-125V



**80-2196** 3"  
Screw Terminals-Double Leg  
1/8 IP - Outside Extrusion  
75W-125V



**80-1087** 3 1/2"  
Screw Terminals-Double Leg  
1/8 IP - Inside Extrusion  
75W-125V



**80-1615** 3 9/10"  
Screw Terminals-Double Leg  
1/8 IP - Inside Extrusion  
75W-125V



**80-1327** 4"  
(shown)  
**80-1649** 6"  
Screw Terminals-Double Leg  
1/8 IP - Inside Extrusion  
75W-125V



**90-402** 3 1/4" - 4 1/4"  
Screw Terminals-Adjustable Leg  
1/8 IP - Inside Extrusion  
75W-125V



**80-1089** 5 3/8" - 6 5/8"  
Screw Terminals-Adjustable Leg  
1/8 IP - Inside Extrusion  
75W-125V



**90-1709**  
Paper Liner  
for  
Candelabra  
Sockets



# Candelabra Base Sockets

## Phenolic Sockets With Wire Leads

### - 3/4" Diameter Flange Candelabra Without Paper Liner



**90-738** 1 5/8" Smooth  
6" AWM B/W Leads 105°C  
1/8 IP - Inside Extrusion  
Single-Leg  
75W-125V



**80-1145** 1 5/8" Flange 12" Leads  
**80-2097** 1 5/8" Flange 18" Leads  
AWM B/W Leads 105°C  
1/8 IP - Inside Extrusion  
Single-Leg  
75W-125V



**80-1146** 1 5/8" Flange  
24" AWM B/W Leads 105°C  
1/8 IP - Inside Extrusion  
Single-Leg  
75W-125V



**80-2098** 2 3/32"  
42" AWM B/W Leads 125°C  
1/8 IP - Inside Extrusion  
Single-Leg  
75W-125V



**80-1148** 3" Flange  
24" 18/2 SPT-2 105°C  
Clear Silver Leads  
1/8 IP - Inside Extrusion  
Single-Leg  
75W-125V



**90-739** 1 5/8" Smooth  
6" AWM B/W Leads 105°C  
1/8 IP 3/8" Nipple  
Single-Leg  
75W-125V



**80-1552** 1 11/16" Flange  
12-1/2" AWM B/W Leads  
2" Overall Height  
1/8 IP 3/8" Nipple  
Single-Leg  
75W-125V



**80-1596** 1 3/4" Smooth  
24" #18 UL 1015  
B/W Leads 105°C  
1/8 IP - Inside Extrusion  
Double-Leg  
75W-125V



**80-1300** 26" Leads  
**80-1398** 36" Leads  
**80-1553** 40" Leads  
**80-1844** 48" Leads  
1 3/4" Flange #18 UL 1430  
B/W Leads 105°C  
1/8 IP - Inside Extrusion  
Double-Leg  
75W-125V



**80-1301** 3" Flange  
26" #18 UL 1430  
B/W Leads 105°C  
1/8 IP - Inside Extrusion  
Double-Leg  
**80-1554** 3" Flange  
40" Leads 105°C  
75W-125V



**80-1302** 4" Flange  
26" #18 UL 1430  
B/W Leads 105°C  
1/8 IP - Inside Extrusion  
Double-Leg  
75W-125V



**80-2487** 6" Flange  
26" #18 UL 1430  
B/W Leads 105°C  
1/8 IP - Inside Extrusion  
Double-Leg  
**80-2488** 6" Flange  
40" Leads 105°C  
75W-125V

**SOCKETS & LAMPHOLDERS**

# SOCKETS & LAMP HOLDERS

## Candelabra Base Sockets

Phenolic Sockets & Cord Sets



### Candelabra Base Phenolic Sockets with Spring Clip - (3/4" Dia. - 1" Hole Size)



**80-1794 Gold**  
14" AWM B/W Leads 105°C  
75W-125V



**80-1198 Ivory**  
6" AWM B/W Leads 105°C  
75W-125V



**80-1275 Brown**  
14" AWM B/W Leads 105°C  
75W-125V



**80-1093 Brown**  
24" AWM B/W Leads 105°C  
75W-125V  
**80-1151 White Wire**  
24" 18/2 SPT-1 White 105"

### Pressure Fit Candelabra Sockets



**80-2529**  
Pin Socket  
W/Twist Top for  
Pressure Fit  
Black  
Ht. 1 3/8"  
Dia. 3/4"  
75W-125V



**90-548**  
Pin Socket  
Pressure Fit  
Ht. 1 1/4"  
Dia. 3/4"  
60W-125V  
**80-2548**  
With Hook



### Socket w/ 1/8 IP Slip Hole for Switch



**80-1274**  
2 3/4"  
Screw Terminals  
1/8 IP Slip Round  
Hole Bracket  
Ht. 2 3/4"  
Dia. 3/4"  
75W-125V

### Push-In Terminals - No Paper Liner



**80-1312 2"**  
**80-1718 4"**  
**80-1719 6"**  
Flange Type - Single-Leg  
1/8 IP - Inside Extrusion  
Dia. 3/4"  
75W-125V



**80-1294 1 5/8"**  
**80-1303 2"**  
**80-1304 3"**  
**80-1305 4"**  
Full Threaded - Single-Leg  
1/8 IP - Inside Extrusion  
Dia. 3/4"  
75W-125V

### #18/2 SPT-1 Candelabra Snap Sockets with Cord Switch & Plug—UL Rated 10A-125V

- 80-1651** 6 Ft. #18 SPT-1 Brown
- 80-1782** 6 Ft. #18 SPT-1 White
- 80-1784** 8 Ft. #18 SPT-1 Brown
- 80-1785** 8 Ft. #18 SPT-1 White  
Cord, Switch & Plug  
(switch 17" from socket)



### #18/2 SPT-2 Candelabra Snap Sockets with Cord Switch & Plug—UL Rated 10A-125V

- 80-1652** 6 Ft. #18 SPT-2 Brown
- 80-1786** 6 Ft. #18 SPT-2 White
- 80-1787** 8 Ft. #18 SPT-2 Brown
- 80-1788** 8 Ft. #18 SPT-2 White  
Cord, Switch & Plug  
(switch 17" from socket)






# Candelabra Base Sockets

## Phenolic With Leads / Rings / European Style

### Phenolic Threaded Candelabra Sockets with Leads / Rings - Hole Size .82



**90-1556** 1 1/4"  
w/Shoulder and Phenolic Ring  
8" AWM B/W Leads 105°C  
75W-125V  
Ring 1 1/8"



**80-1473** 1 1/4"  
w/Shoulder and Phenolic Ring  
24" 18/2 SPT-1 Brown Leads 105°C  
75W-125V  
**80-1694** 1 1/4"  
w/Shoulder and Phenolic Ring  
6 Ft. 18/2 SPT-2 Brown Wire  
& Plug 105°C  
75W-125V



**90-1557** 1 3/4"  
w/Shoulder and  
Phenolic Ring  
8" AWM B/W Leads 105°C  
Pulled Thru  
1/8 IP Inside Extrusion  
75W-125V



(non-UL)  
**80-1693** 1 1/4"  
w/Shoulder and  
Phenolic Ring  
6 Ft. 18/2 SPT-1 Brown Wire  
& Plug 105°C w/Brown  
Switch 21" from Socket  
75W-125V

### 3 Light Phenolic Threaded Candelabra Harness Sets



**80-1912** 1 1/4"  
with Shoulder and Phenolic Ring  
9" Centers 18" Tail, AWM B/W Leads 150°C  
75W-125V



**80-1474** 1 1/4"  
with Shoulder and Phenolic Ring  
6" Centers 18" Tail, 18/2 SPT-1 105°C Brown  
75W-125V

### Rings For Threaded & Candelabra Sockets - 3/4" ID - Thread Size 13/16" - 20 TPI



**80-1485**  
Brass Finish  
1" O.D.



**80-1486**  
Chrome Finish Ring  
1" O.D.



**80-1977**  
Phenolic Ring  
1 1/8" O.D.

### Candelabra European Style Sockets 1" Dia. - 1 3/4" Ht. - Ring 1 3/4"



**80-1094**  
Brown Phenolic  
4 Piece,  
Full Uno Thread and Ring  
1/8 IP Screw Terminals  
75W-125V



**80-1095**  
4 Piece,  
1/2 Uno Thread and Ring  
w/Shoulder  
1/8 IP Screw Terminals  
75W-125V



**80-1311**  
3 Piece  
Smooth  
1/8 IP Screw Terminals  
75W-125V



**80-1650**  
3 Piece  
White Phenolic  
Full Uno Thread and Ring  
1/8 IP - Push-In Terminals  
2" Ht.  
75W-125V

# SOCKETS & LAMPHOLDERS

## Candelabra & Intermediate Base Sockets Porcelain w/Terminals & Leads



### Candelabra Base Porcelain Sockets w/ Screw Terminals/Paper Liners - 3/4" Diameter



**80-1893** 1 1/2"  
**80-1090** 1 3/4"  
Screw Terminals  
1/8 IP Inside Extrusion  
Double-Leg  
75W-125V



**80-1948** 1 3/4"  
Waterproof  
Screw Terminals  
w/Phenolic Cover  
1/8 IP Inside Extrusion  
75W-125V



**80-1091** 2"  
**80-2013** 3"  
**80-2012** 3-3/4"  
Screw Terminals  
1/8 IP Inside Extrusion  
Double-Leg  
75W-125V



**80-1092**  
Adjustable Leg 3 1/2" - 4 5/8" Screw Terminals  
1/8 IP Outside Extrusion Double-Leg  
75W-125V  
**80-2003**  
Adjustable Leg 4 3/4" - 6" Screw Terminals  
1/8 IP Inside Extrusion Double-Leg  
75W-125V

### Threaded Porcelain Candelabra Socket



**80-2543** 2" Ht. - 7/8" Dia.  
18" #18 UL 1015 B/W Leads 105°C  
w/Chrome Metal Ring  
1/8 IP - Inside Extrusion Single-Leg  
75W-125V

### Candelabra Socket w/ Leads



**80-1653** 1 3/4" Ht. - 3/4" Dia.  
24" #18 UL 1015 B/W Leads 105°C  
1/8 IP - Inside Extrusion Double-Leg  
75W-125V



**80-2385** 1 7/8" Ht. - 7/8" Dia.  
24" #18 SF-1 200° B/W Leads  
1/8 IP - Outside Extrusion Double-Leg  
75W-125V

### Twin Candelabra Cluster Sockets



**80-1654** 4 1/2"  
24" #18 UL 1015 B/W Leads 105°C  
1/8 IP - Inside Extrusion Double-Leg  
75W-125V

### Intermediate Base Porcelain Sockets



**90-1554** 1 3/4" x 1" W  
Screw Terminals  
1/8 IP Inside Extrusion  
Single-Leg  
75W-250V



**90-1555** 1 3/4" x 1" W  
1/8 IP Inside Extrusion  
8" AWM B/W 105°C Leads  
Pulled Thru Single-Leg  
75W-250V

# Halogen Sockets

## Halogen Double Loop G9 Sockets 250V

### Threaded G-9 Sockets



**80-1582**  
 Porcelain Socket  
 Push-In Terminals  
 1/8 IP Hickey Inside Extrusion  
 Double-Leg  
 1 1/2" H x 3/4" Dia.  
 500W-250V - 2Amp



**80-1589** 21" Leads  
**80-1590** 72" Leads  
 Porcelain Socket w/Ring  
 UL 10362 Leads  
 1/8 IP Hickey Inside Extrusion  
 Double-Leg  
 1 3/8" H x 3/4" Dia.  
 500W-250V - 2 Amp



**80-1500**  
 Phenolic Socket  
 20" UL 10362 B/W Leads  
 1/8 IP Bushing  
 1 1/4" H x 3/4" Dia.  
 500W-250V

### G-9 Socket Accessories



**S4614**  
 G-9 Bulb



**80-1591**  
 Tubular Borosilicate  
 Clear Glass w/Threads  
 Thickness 2.5mm  
 Temperature 500°C  
 2 1/4" H x 1" Dia.



**80-1583**  
 Chrome Ring  
 For Tubular Glass  
 3/4" Inner Dia.  
 1 1/16" Outer Dia.



# SOCKETS & LAMP HOLDERS

## Halogen Sockets Porcelain

### Porcelain Halogen Sockets



**90-1553**  
G4-GX5.3-GY6.35 Base  
Round Halogen Socket  
1/8 IP Hickey  
8" SF-1 200°C Leads  
1" H x 11/16" Dia.  
1000W-250V



**80-1668** 12" Leads  
**80-2044** 24" Leads  
GX5.3 Base  
Round Analog Socket  
SF-1 200°C Leads  
1 3/4" Dia.  
75W-250V



**90-1590** 12" Leads  
**80-2049** 12" Leads  
**80-2165** 18" Leads  
**80-2159** 48" Leads  
G4-GX5.3-GY6.35 Base  
Round Halogen Socket  
SF-1 200°C Leads  
3/8" H x 11/16" Dia.  
Mounting Holes 1/2" from  
Center to Center  
750W-250V



**80-1813** 12" Leads  
GX5.3 Base  
Round Halogen Socket  
w/Metal Plate &  
2 Mounting Holes  
12" SF-1 180°C Leads  
3/8" H x 1 1/4" Dia.  
Screw Holes 1" CC  
750W-250V



**80-2307**  
G5.3 Halogen Socket  
w/2 Mounting Holes  
w/9" SF-1 200° Leads  
3/8" H x 1 1/16" L x 1 3/16" W  
Screw Holes 7/8" CC  
75W-250V



**80-1816**  
GU7 Halogen Socket  
6" 18 GA 250°C  
Teflon Wire  
3/8" H x 7/8" Dia.  
1000W-250V



**90-475**  
MR16 Socket  
GX5.3 Base  
12" SF-1 200°C Leads  
3/8" H x 7/8" Dia.  
x 3/4" W  
75W-250V



**90-1080** - Side Wired  
E11 Base  
Mini Can Halogen Socket  
Screw Mount Bracket  
12" SF-1 200°C Leads  
3/4" H x 11/16" Dia.  
Screw Holes 1 1/4" CC  
1000W-250V  
**80-2537** - 18 SF-1 200°



**80-1873**  
G8 Porcelain  
Halogen Socket  
6" 200°C Leads SF-1  
3/8" H x 11/16" Dia.  
Screw Holes 1/2" CC  
1000W-250V



**80-2019**  
G4.0, G5.3, G6.35  
Round Halogen Socket  
1/8 IP Hickey w/Spring Clip  
8" SF-1 200°C Leads  
1 1/2" H x 3/4" Dia.  
1000W-250V



**80-1796**  
GU10 Socket  
1/8 IP Hickey  
8" SF-1 200°C Leads  
1 1/16" H x 1 1/16" Dia.  
1000W-250V



**90-1552**  
GU10 w/Mounting Holes  
Round Halogen Socket  
8" SF-1 200°C Leads  
5/8" H x 1 1/16" Dia.  
Screw Holes 3/4" CC  
1000W-250V




**90-1081**  
Porcelain 4 Terminal  
Wire Connector  
1/2" H x 7/8" L x 11/16" W  
4 AMP  
1000W-250V




# Halogen Sockets

## Porcelain

### Porcelain Halogen Sockets



**90-1078**  
R7S Base  
78mm Double Ended  
Halogen Socket  
9" SF-1 200°C Leads  
1 5/8" H x 4" W  
1000W-250V



**90-1077**  
R7S Base  
118mm Double Ended  
Halogen Socket  
9" SF-1 200°C Leads  
1 5/8" H x 5 5/8" W  
1000W-250V



**80-1914** 6" SF-1 200°C Leads  
R7S Base,  
Halogen Socket w/1 1/8" Nipple  
16 Ga. Wire 1 7/8" L  
1000W-250V



**90-1561** 12" SF-1 200°C Leads  
**80-2004** 18" SF-1 200°C Leads  
R7S Base,  
Halogen Socket, 7/8" L  
1000W-250V



**90-474**  
R7S Base  
Double Ended Halogen Socket Set  
12" SF-1 200°C Leads  
1000W-250V



**80-2178**  
GX10 Round Halogen Socket  
12" SF-1 200° C Leads  
11/16" H x 1 1/8" Dia.  
Screw Holes 3/4" CC  
750W-600V



**80-1742**  
G4 Wedge Type  
Bi-Pin Low Voltage  
8" SF-1 200°C Leads  
5/8" H x 5/8" Dia.  
1000W-250V



**80-1741**  
G9 Porcelain Smooth Body  
U-Channel 1/8 IP Hickey  
Push-In Wiring  
1 1/2" H x 7/8" Dia.  
500W-250V



**80-1872**  
G12 HID Socket  
5KV 8" SF-2 Leads  
3/4" H x 1 3/8" Dia.  
Screw Holes 1 1/4" CC  
600W-1000V

### Porcelain Wire Connectors High Heat 300V (See page 147 for additional connectors)



**90-1311**  
Small  
Rated Up To  
2 #18



**90-1312**  
Medium  
Rated Up To  
4 #18



**90-1313**  
Large  
Rated Up To  
6 #18

## Bayonet & Linear Sockets

Metal & Phenolic



### Bayonet Base Single Contact Sockets BA15S



**80-2099**  
1/8 IP x 3/8" Nipple  
9" SF-1 200°  
Pulled Thru  
1 3/8" H x 5/8" Dia.  
500W-125V



**80-2318** Flat Mounting  
Bracket  
Screw Holes 1 1/4" CC  
9" SF-1 200°  
1" H Bracket  
1 11/16" W  
500W-125V



**90-1558** 12" Leads  
**80-1997** 36" Leads  
1/8 IP x 3/8" Nipple  
SF-1 200°  
Pulled Thru  
500W-125V  
**80-2324** 24" Leads  
18 SF-1 200°C  
B/W Leads  
1 3/8" H x 5/8" Dia.  
500W-125V

### Bayonet Base Double Contact Sockets BA15D



**90-1559**  
1/8 IP Nipple SF-1 200°  
Angle Bracket  
9" SF-1 200°  
Pulled Thru  
1 1/4" H x 5/8"  
500W-125V



**90-1560**  
Flat Mounting Bracket  
Screw Holes 1-1/4" CC  
9" SF-1 200°  
**80-2233** 15" Leads  
1 1/4" H Bracket 1 11/16" W  
Screw Holes 1 1/4" CC  
500W-125V

### Linear Sockets (non-UL) w/Screw Terminals



**90-250**  
Replacement for  
2 Base Lamp ONLY  
(2 Base Lamp shown on the right)  
**NEED 2 PIECES PER LAMP!**  
2 1/4" L x 1 3/16" W x 1 3/4" H

### 2 Base Linear Lamp - T10 S14S Base



**S4893** LN35 12" M.O.L.  
60W-125V

**S4895** LN150 39-1/8" M.O.L.  
150W-125V



**90-248**  
1 Base  
Replacement for  
Old Style 1 Base lamp ONLY  
(Old Style 1 Base Lamp shown on the right)  
3 1/4" L x 1 3/16" W x 1 3/4" H



1 Base Lamp  
(not available)

# Sign Receptacles

## Porcelain, Phenolic, Rubber, Plastic

### Medium Base



**80-1926**  
Medium Base Glazed  
Porcelain Pull Chain Socket  
CSSNP  
2" H x 1 3/4" Dia.  
250W-250V



**90-1112**  
Two Piece Medium Base  
Porcelain Sign Receptacle  
Screw Terminals  
1 1/2" H x 2 1/4" Dia.  
Screw Holes 1 3/8" CC  
660W-250V



**90-425**  
Two Piece Medium Base  
Porcelain Sign Receptacle  
Screw Terminals  
1 1/2" H x 1 3/4" Dia.  
660W-250V



**90-1111**  
Two Piece Medium Base  
Porcelain Sign Receptacle  
8" AWM B/W Leads 105°C  
1 1/2" H x 1 5/8" Dia.  
**80-2296** 9" Leads  
660W-250V

### Medium Base



**90-449**  
Snap-In  
Phenolic Sign Receptacle  
Lay-In Wiring - Twist Top  
For 14 & 18 GA Wire  
1 7/8" H x 2 3/8" Dia.  
660W-250V



**90-1113** Brown  
**90-2452** White  
Phenolic Receptacle  
w/Mounting Holes  
Screw Terminals  
1 5/8" H x 2 7/16" Dia.  
Screw Holes 2" CC  
660W-250V



**90-1097** Rubber Coated Pigtail Socket  
w/6" 14 GA 105°C Leads  
Aluminum Screw Shell  
1 3/4" H x 1 3/4" Dia.  
660W-600V

### Medium Base Porcelain Pony Cleat



**80-1748**  
Screw Terminals - CSSNP  
1 11/16" H x 2" Dia.  
Screw Holes 2" CC  
660W-250V

### Miniature Base (non-UL)



**90-1076**  
Miniature Base  
Plastic Receptacle  
7/8" H x 1 5/16" Dia.  
Screw Holes 1" CC  
75W-125V

### Candelabra Base (non-UL)



**90-532**  
Candelabra Base  
Plastic Receptacle  
7/8" H x 1 3/8" Dia.  
Screw Holes 1 1/8" CC  
75W-125V

## Fluorescent Lampholders Shallow Base



### T8 & T12 Slimline Single Pin Fluorescent Sockets



**80-1496 Plunger**  
1 3/4" H x 1 1/4" W x 1 1/4" Dia.



**80-1497 Fixed**  
1 3/4" H x 1 1/4" W x 1 1/4" Dia.

Shallow Base  
Slide-On Quickwire for  
Wet and Damp Locations  
Rapid Start for 20 Gauge Panels  
Strip 3/8" - 1/2"  
660W-1000V

### High Output 800 MA -1500 MA — Recessed Double Contact



**80-2129 Plunger**  
2 1/4" H x 1 1/4" W x 1 1/2" Dia.



**80-2130 Fixed**  
2 1/4" H x 1 1/4" W x 1 1/2" Dia.

Shallow Base  
for Slide On Quickwire  
Power Groove and  
Jacketed Lamps  
20 Gauge Panels  
Strip 3/8" - 1/2"  
660W-600V

### T8 & T12 (HO) High Output Fluorescent Sockets - Recessed Double Contact



**80-1498 Plunger**  
1 7/8" H x 1 3/8" W x 1 1/4" Dia.



**80-1499 Fixed**  
1 7/8" H x 1 3/8" W x 1 1/4" Dia.

Quickwire Terminals  
Accept Up To 18 Gauge  
Solid or Tinned Leads  
Slide-On Shallow Base  
Rapid Start  
Strip 3/8" - 1/2"  
660W-1000V



# Fluorescent Lampholders

## Fluorescent Lamps

### High Output 800 MA & 1500 MA (T12) Recessed Double Contact, Pedestal Type, Screw Mounting w/Screw & Nut Furnished



**80-2020** Plunger  
For Push-In Wiring  
2 1/4" H x 1 1/2" W x 1 5/8" Dia.  
660W-600V



**80-2021** Fixed  
For Push-In Wiring  
2 1/4" H x 1 1/2" W x 1 5/8" Dia.  
660W-600V



**80-2115** Plunger  
For Straight-In Wiring  
2 1/4" H x 1 1/2" W x 1 5/8" Dia.  
660W-600V



**80-2116** Fixed  
For Straight-In Wiring  
2 1/4" H x 1 1/2" W x 1 5/8" Dia.  
660W-600V

### Slimline Base Single Pin Pedestal Fluorescent Lampholder—Slide-On T8 & T12 Screw Mount - 20 Gauge Panel



**80-2117** Plunger  
For Straight-In Wiring  
2 1/4" H x 1 1/2" W x 1 5/8" Dia.  
660W-600V



**80-2118** Fixed  
For Straight-In Wiring  
2 1/4" H x 1 1/2" W x 1 5/8" Dia.  
660W-600V

# SOCKETS & LAMPHOLDERS

## Fluorescent Lampholders

Lampholders, Starter Holders, Circle Connectors



### T8 & T12 Slimline Single Pin Fluorescent Sockets



**80-1249**  
Butt-On Mounting  
T8 or T12 Lampholder  
Rapid Start Applications  
1 7/16" H x 1 3/8" W x 3/8" Dia.  
660W-600V



**80-1250**  
Fluorescent Starter Holder  
Snap-In Mounting Spring  
1 1/4" H x 7/8" W x 3/8" Dia.  
660W-250V



**80-1490**  
Circle Connector-Quickwire  
Used with High Voltage  
Instant Starting Transformers  
Accepts 18 AWG Leads  
Solid or Stranded w/Brass Alloy Contact  
7/8" H x 5/8" W  
660W-600V



**80-1944**  
T5 Lampholder - Slide-On  
Rotary Locking  
Rapid Start Applications  
1 1/8" H x 7/8" W x 5/8" Dia.  
120W-600V



**80-1251**  
T5 Lampholder  
w/8" AWM B/W Solid Leads for  
Retro Fit and Replacement  
Tall Right Angle Bracket  
1 1/4" H x 5/8" W x 3/8" Dia.  
660W-600V



**90-1928**  
T5 Lampholder  
Tall Version G5  
Rotary Locking  
Non-Shunted  
1 1/2" H x 7/8" W x 5/8" Dia.  
120W-600V

### T8 to T5 Adapter - G5 Base Bi-Pin Fluorescent Lampholder



**80-2168**  
EXL - Long Version  
Converts T8 to T5  
w/Positive Lock  
1 3/8" H x 1" W x 1 1/2" Dia.  
120W-600V



**80-2169**  
EXS - Short Version  
Converts T8 to T5  
w/Positive Lock  
1 1/4" H x 1" W x 1 1/4" Dia.  
120W-600V



**80-2166 - SNP - Short**  
T5-High Output  
Less Locator Pin  
Shunted Positive Lock  
1" H x 3/4" W x 5/8" Dia.  
120W-600V




**80-2167 - TNP - Tall**  
T5-High Output  
Less Locator Pin  
Shunted Positive Lock  
1 1/2" H x 3/4" W x 5/8" Dia.  
120W-600V



# Fluorescent Lampholders Medium & Tall Profile

## Medium Profile - T8 & T12



**80-1252**  
Shunted for Instant Start Ballast Applications

**80-1253**  
Rapid Start Applications  
1 1/2" H x 1 1/4" W x 3/4" Dia.  
660W-600V



**80-1254**  
Rapid Start Applications  
Slide-On Mounting, 20 Gauge Slots Upper & Lower

**80-2127** w/Nut & Screw  
**80-1255, 80-1256**  
Shunted for Instant Start Ballast Applications  
Slide-On Mounting, 20 Gauge Slots Upper & 18 Gauge Lower  
1 5/8" H x 1 1/4" W x 3/4" Dia.  
660W-600V



**80-1245**  
Shunted for Instant Start Ballast Applications

**80-1246**  
Rapid Start Applications, Tall Rotary Locking T8/T12  
Used in Troffer and Wrap Fixtures for  
Retro Fit Kits/Replacements Snap Wing Mounting  
1 3/4" H x 1 1/8" W x 7/8" Dia.  
Made from Urea 660W-600V



**80-1257**  
Rapid Start Applications

**80-1258**  
Shunted for Instant Start Ballast Applications  
1 9/16" H x 1 1/4" W x 3/4" Dia.  
660W-600V



**80-1247**  
Tall Standard Twist-In Used in Strip Fixtures for  
Rapid Start Applications, Slide-On Mounting  
20 Gauge Slots Upper & Lower  
2" H x 1 1/4" W x 3/4" Dia.  
Made from Urea 660W-600V



**80-1248**  
Tall Standard Twist-In Externally Shunted Used in Strip Fixtures for  
Instant Start Ballasts, Slide-On Mounting  
20 Gauge Slots Upper & 18 Gauge Lower  
2" H x 1 1/4" W x 3/4" Dia.  
Made from Urea 660W-600V

Instant - Shunted  
Rapid - Not Shunted



## Fluorescent Lampholders



### Snap-In Quickwire Fluorescent Lampholders F / R 17D Base T8 / T12 Lamps

#### Slimline FA Base



**80-2026** Plunger  
Quickwire Terminals  
For 18AWG Standard  
or No. 18-16 Solid  
660W-600V



**80-2027** Fixed  
Quickwire Terminals  
For 18AWG Standard  
or No. 18-16 Solid  
660W-600V



**80-2028** Plunger  
Quickwire Terminals  
For 18AWG Standard  
or No. 18-16 Solid  
660W-600V



**80-2029** Fixed  
Quickwire Terminals  
For 18AWG Standard  
or No. 18-16 Solid  
660W-600V

#### Recessed Contact Lampholders R75 / RX75 Base



**80-2364** Front  
Flange Mounting  
For Tungsten-Halogen  
Double Ended Metal Halide &  
High Pressure Sodium Lamps  
18" SF-1 200" Wire  
1500W-600V



**80-2365** Rear  
Flange Mounting  
For Tungsten-Halogen  
Double Ended Metal Halide &  
High Pressure Sodium Lamps  
18" SF-1 200" Wire  
1500W-600V



**80-2311** Plunger  
Slide-On Shallow Base  
For T8 & T12 Lamps  
Accepts No. 18-16AWG  
Solid Wire  
Strip Wire 3/8" or 5/8"  
Quickwire Terminals  
1 3/4" H x 1 1/2" W x 1 1/4" Dia.  
660W-600V



**80-2312** Fixed  
Slide-On Shallow Base  
For T8 & T12 Lamps  
Accepts No. 18-16AWG  
Solid Wire  
Strip Wire 3/8" or 5/8"  
Quickwire Terminals  
1 3/4" H x 1 1/2" W x 1 1/4" Dia.  
660W-600V

#### Bi-Pin Lampholders



**80-2025**  
Medium - T8 / T12 Lamps  
Screw Terminals - G13 Base  
w/Screw & Nut  
For Flush or Surface  
2 1/2" H x 1 1/2" W x 3/4" Dia.  
660W-600V



**80-2022**  
Tall - T8 / T12 Lamps  
Turn-Type - G13 Base  
w/Screw & Nut  
Quickwire No. 18GA  
Designed For Electronic Ballasts  
2 1/4" H x 1 1/4" W x 3/4" Dia.  
660W-600V



**80-2494**  
Medium - "U" Shape Lamps  
Slide-On Self Aligning  
For T8 / T12 Lamps  
w/12" No. 18GA 105" Wire  
1" H x 1" W x 1/2" Dia.  
660W-600V



**80-1937**  
Medium - Straight-In  
For 20GA Panel  
Slide-On - G13 Base  
Quick Connect No. 18GA  
Non-Shunted  
1 3/8" H x 1 1/8" W x 3/4" Dia.  
660W-600V



# Fluorescent Lampholders

## Low Profile Long Twin Tube Lampholders

### 2G11 Lampholders



**80-1600**  
Horizontal Snap-In Mounting  
Multiple Bottom Push-In Wiring Ports  
Metal-Spring Lamp Retainer Clip  
1 5/8" H x 1 7/8" W x 7/8" Dia.  
660W-600V



**80-1601**  
Shunted Horizontal Snap-In Mounting  
for Electronic Ballasts  
Bottom Push-In Wiring  
1 5/8" H x 1 7/8" W x 7/8" Dia.  
660W-600V



**80-1602**  
Shunted Vertical Snap-In Mounting for  
Electronic Ballasts, Side Push-In Wiring  
Wireways Allow Routing on Top  
or Bottom of Mounting Panel  
2" H x 1 1/4" W x 7/8" Dia.  
660W-600V

### 2GX7 Lampholder



**80-2350**  
Horizontal Screw Mount  
w/Two Holes  
1 1/8" H x 1 5/8" W x 1 3/4" Dia.

### 2G11 Lamp Support Clips



**80-1603**  
Clear Vertical Clip  
UV Stable Polycarbonate  
Panel Thickness  
.023 - .039 (0.58-0.99) Max.  
1 5/8" H x 7/8" W x 3/8" Dia.



**80-1604**  
Clear Horizontal Clip  
UV Stable Polycarbonate  
Panel Thickness  
.023 - .039 (0.58-0.99) Max.  
1 1/4" H x 1 5/8" W x 3/8" Dia.

### 4-Pin Long Twin Tube Lampholder & Clips



**80-1605**  
4-Pin Long Twin Tube Lampholder  
Molded White Thermosetting Urea  
Copper Alloy, Double-Edge Contacts  
Push-In Wiring  
Accepts 18 AWG Leads - Solid, Solder  
Dipped or Twisted, Tinned & Fused  
1 7/8" H x 2 1/8" W x 7/8" Dia.  
660W-600V



**80-1606**  
Clear Plastic Horizontal Clip  
Panel Thickness  
.023 - .039 (0.58-0.99) Max.  
1 1/4" H x 1 5/8" W x 1/2" Dia.



**80-2119**  
Stainless Steel Clip  
for Lamp Support




**90-935**  
Circline Fluorescent  
Clip

## Fluorescent Lampholders


Socket—2-Pin Lamps Rated 75W-600V




### Socket – 2-Pin Lamps




**90-1540**  
Horizontal Snap-In  
G23-G23-2 Base  
For: CF5, 7, 9DS and CF9DD




**90-1541**  
Horizontal Screw Down  
G23-G23-2 Base  
For: CF5, 7, 9DS and CF9DD




**90-1542**  
Vertical Screw Down  
G23-G23-2 Base  
For: CF5, 7, 9DS and CF9DD




**90-1543**  
Horizontal Snap-In  
GX23 & GX23-2 Base  
For: CF13DS and CF13DD




**90-1544**  
Horizontal Screw Down  
GX23 & GX23-2 Base  
For: CF13DS and CF13DD



**90-1545**  
Vertical Screw Down  
GX23 & GX23-2 Base  
For: CF13DS and CF13DD



**90-1547**  
18W Vertical Screw Down  
G24D-2 & GX24D-2 Base  
For: CF18DD and CF18DT



**90-1548**  
26W Vertical Screw Down  
G24D-3 & GX24D-3 Base  
For: CF26DD and CF26DT



**80-1506**  
13W 2-Pin Lampholder w/Uno Thread & Ring  
Height: 1 1/2" Push-In Terminals—Solid Wire  
w/U-Channel 1/8 IP Hickey, GX23 Twin,  
GX23-2 Quad  
75W-600V



**80-1227**  
13W Bright Gilt Socket  
w/Fluorescent GX23 & GX23-2  
2-Pin Lampholder, Height: 2"  
75W-600V



**80-1228**  
13W Bright Gilt Socket  
w/Fluorescent G24q & G24q-1  
4-Pin Lampholder, Height: 1 1/4"  
75W-600V




# Fluorescent Lampholders

## Socket—4-Pin Lamps Rated 75W-600V

### Vertical Mount Socket — 4-Pin Lamps




**90-1786**  
26W-32W-42W - 4-Pin  
G24Q-3 & GX24Q-4 Base  
Bottom Screw Down  
Vertical Mount



**80-2237**  
57W- 4-Pin  
GX24Q-5 Base  
Bottom Screw Down  
Vertical Mount



**80-2321**  
70W- 4-Pin  
GX24Q-6 Base  
Bottom Screw Down  
Vertical Mount



**90-1549**  
13W 4-Pin Bottom Screw Down  
G24Q-1 & GX24Q-1 Base  
For: CF13DD/E & CF13DT/E  
Vertical Mount



**90-1550**  
18W 4-Pin Bottom Screw Down  
G24Q-2 & GX24Q-2 Base  
For: CF18DD/E & CF18DT/E  
Vertical Mount



**90-1551**  
26-32W 4-Pin Bottom Screw Down  
G24Q-3 & GX24Q-3 Base  
For: CF26DD/E & CF26DT/E  
Vertical Mount



**90-2498**  
42W 4-Pin Bottom Screw Down  
G24Q-4 & GX24Q-4 Base  
For: CF42DD/E & CF42DT/E  
Vertical Mount

### Horizontal Mount Socket - 4-Pin Lamps




**80-2106**  
13W 4-Pin Bottom Screw Down  
G24Q-1 & GX24Q-1 Base  
For: CF13DD/E & CF13DT/E  
Horizontal Mount



**80-2107**  
18W 4-Pin Bottom Screw Down  
G24Q-2 & GX24Q-2 Base  
For: CF18DD/E & CF18DT/E  
Horizontal Mount



**80-2108**  
26-32W 4-Pin Bottom Screw Down  
G24Q-3 & GX24Q-3 Base  
For: CF26DD/E & CF26DT/E  
Horizontal Mount



**80-2109**  
42W 4-Pin Bottom Screw Down  
G24Q-4 & GX24Q-4 Base  
For: CF42DD/E & CF42DT/E  
Horizontal Mount

### 2-Pin CFL



### 4-Pin CFL



**SOCKETS & LAMPHOLDERS**

# SOCKETS & LAMP HOLDERS

## Electronic Socket & Ballasts

2 Step Safety Design GU24—4-Pin CFL - 120V/277V



Electronic Self-Ballasted CFL Lampholders - Less Caps - 1 Yr. Warranty (Replacement Only)



Smooth Phenolic  
**80-1846** 120V, 60Hz, 0.15A  
**80-1852** 277V, 60Hz, 0.15A  
 13W G24q-1 & GX24q-1  
 2" H x 1 1/2" W



Smooth Phenolic  
**80-1847** 120V, 60Hz, 0.20A  
**80-1853** 277V, 60Hz, 0.20A  
 18W G24q-2 & GX24q-2  
 2" H x 1 1/2" W



Smooth Phenolic  
**80-1848** 120V, 60Hz, 0.30A  
**80-1854** 277V, 60Hz, 0.30A  
 26W G24q-3 & GX24q-3  
 2" H x 1 1/2" W



Phenolic w/Uno Ring  
**80-1849** 120V, 60Hz, 0.15A  
**80-1855** 277V, 60Hz, 0.15A  
 13W G24q-1 & GX24q-1  
 2" H x 1 1/2" W



Phenolic w/Uno Ring  
**80-1850** 120V, 60Hz, 0.20A  
**80-1856** 277V, 60Hz, 0.20A  
 18W G24q-2 & GX24q-2  
 2" H x 1 1/2" W



Phenolic w/Uno Ring  
**80-1851** 120V, 60Hz, 0.30A  
**80-1857** 277V, 60Hz, 0.30A  
 26W G24q-3 & GX24q-3  
 2" H x 1 1/2" W

**NOTE: Maximum 6 Ballasts to a Circuit / Switch. Not for use with Dimmers.**

### 2 Step Safety Design GU24 Socket Instructions

**STEP 1:**

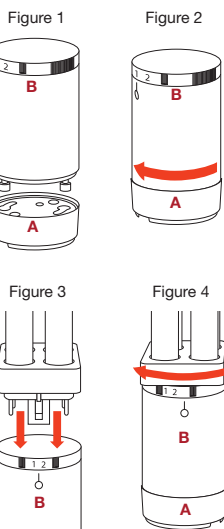
Insert the pins on the ballast housing (B) into the cap (A) of the GU24 lampholder & turn cap to the left to lock (Figures 1 & 2).

**STEP 2:**

Set the locking device on the ballast housing (B) to position "1" and install the bulb. Twist the bulb and locking device on the ballast housing (B) to position "2" to lock (Figures 3 & 4).

**RE-LAMPING:**

Twist the bulb and locking device on the ballast housing (B) to position "1" to remove & re-install the bulb. Twist the bulb and locking device on the ballast housing (B) to position "2" to lock.



Smooth

**STEP 1:**

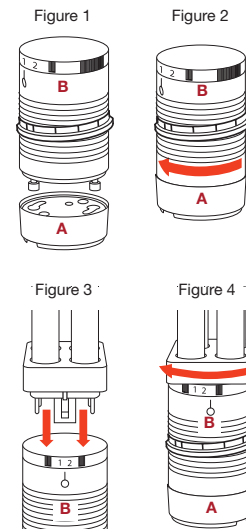
Insert the pins on the ballast housing (B) into the cap (A) of the GU24 lampholder & turn cap to the left to lock (Figures 1 & 2).

**STEP 2:**

Set the locking device on the ballast housing (B) to position "1" and install the bulb. Twist the bulb and locking device on the ballast housing (B) to position "2" to lock (Figures 3 & 4).

**RE-LAMPING:**

Twist the bulb and locking device on the ballast housing (B) to position "1" to remove & re-install the bulb. Twist the bulb and locking device on the ballast housing (B) to position "2" to lock.



Threaded





# Electronic Socket Caps

## 2 Step Safety Design GU24—4-Pin Ballast & Socket Combinations

### Also For GU24 Self Ballasted Lamps 120V-277V



**80-1858** 24" 18 AWM 105° Leads  
**80-1934** w/Quick Wire Terminals  
U-Channel 1/8 IP Hickey  
Height: 1 1/8"



**80-1859** 24" 18 AWM 105° Leads  
**80-1935** w/Quick Wire Terminals  
1/8 IP Bushing  
Height: 3/4"



**80-1860** 24" 18 AWM 105° Leads  
**80-2005** 13" 18 AWM 105° Leads &  
13" Ground Wire  
Snap Bracket, Height: 3/4"



**80-1861**  
L-Bracket  
24" 18 AWM 105° Leads  
Height: 3/4"



**80-1862** 24" 18 AWM 105° Leads  
**80-1953** w/Quick Wire Terminals  
with 1/8 IP Bushing  
Side Mount Bracket  
Height: 3/4"



**80-1863**  
Double Snap Bracket  
24" 18 AWM 105° Leads  
Height: 3/4"

## CFL Self-Ballast GU24 Lamps



**T2 Mini Spiral**  
**S8201** 9W-2700K  
**S8202** 11W-2700K  
**S8203** 13W-2700K  
**S8208** 13W-4100K  
**S8226** 13W-3500K



**T3 Mini Spiral**  
**S8204** 15W-2700K  
**S8205** 18W-2700K  
**S8206** 23W-2700K  
**S8207** 26W-2700K



**T2 Squat Spiral**  
**S8227** 13W-2700K  
**S8228** 18W-2700K

## GU24 Socket Reducer



**80-1888** Locking Function - White  
**90-2434** Removable Grip Function - White  
Medium to GU24 Reducer  
660W-600V

## GU24 Socket Ring



**80-1955**  
Uno Ring  
1 9/16" Inner Diameter  
1 15/16" Outer Diameter

## GU24 Extender



**80-2511**  
GU24 to GU24 - White  
Extender  
Height: 5/8"  
660W-600V

See Satco Lamp Specification Guide, For All Satco Lamps SA1039



# SOCKETS & LAMP HOLDERS

## Electronic Socket & Ballasts

Push Tab Lock GU24—4-Pin CFL 120V-277V



### Electronic Self-Ballasted CFL Lampholders - Less Caps - 1 Yr. Warranty (Replacement Only)



Smooth Phenolic  
**80-1710** 120V, 60Hz, 0.17A  
**80-2073** 277V, 60Hz, 0.17A  
 13W G24q-1 & GX24q-1  
 Height: 2" x 1 1/2" W



Smooth Phenolic  
**80-1712** 120V, 60Hz, 0.23A  
**80-2075** 277V, 60Hz, 0.23A  
 18W G24q-2 & GX24q-2  
 Height: 2" x 1 1/2" W



Smooth Phenolic  
**80-1949** 120V, 60Hz, 0.34A  
**80-2077** 277V, 60Hz, 0.34A  
 26W G24q-3 & GX24q-3  
 Height: 2" x 1 1/2" W



Phenolic w/Uno Ring  
**80-1711** 120V, 60Hz, 0.17A  
**80-2074** 277V, 60Hz, 0.17A  
 13W G24q-1 & GX24q-1  
 Height: 2" x 1 1/2" W



Phenolic w/Uno Ring  
**80-1713** 120V, 60Hz, 0.23A  
**80-2076** 277V, 60Hz, 0.23A  
 18W G24q-2 & GX24q-2  
 Height: 2" x 1 1/2" W



Phenolic w/Uno Ring  
**80-1950** 120V, 60Hz, 0.34A  
**80-2078** 277V, 60Hz, 0.34A  
 26W G24q-3 & GX24q-3  
 Height: 2" x 1 1/2" W



Phenolic w/Uno Ring  
**80-1869** 120V, 60Hz, 0.34A  
 26W G24q-3 & GX24q-3  
 Height: 2 1/2" x 2 1/8" W



Phenolic w/Uno Ring  
**80-1891** 120V, 60Hz, 0.34A  
 32W G24q-3 & GX24q-3  
 Height: 2 1/2" x 2 1/8" W



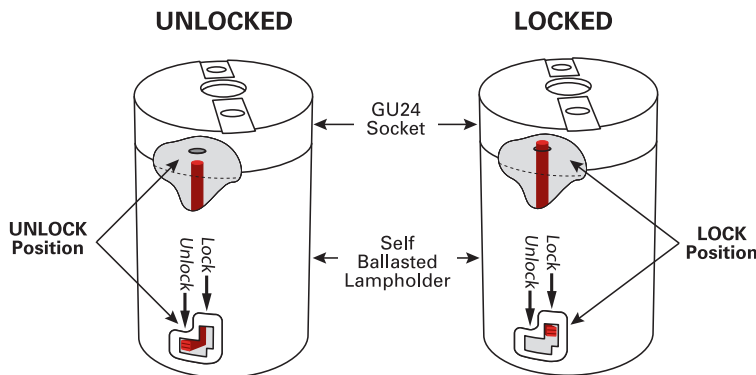
Phenolic  
**80-2104** 120V, 60Hz, 0.34A  
 42W G24q-4 & GX24q-4  
 Height: 2 3/4" x 2 1/2" W

**NOTE: Maximum 6 Ballasts to a Circuit/Switch. Not for use with Dimmers.**

### Tab Locking GU24 Socket (pat. pending)

#### Features:

- These are Self-Ballasted Lampholders, with electronic ballasts built in for CFL's.
- For use in dry, damp and wet locations.
- Withstand dielectric voltage test (Hi-Pot) at 1250V for one minute.
- Instant start.
- Power Factor (PF) >50%.
- Ambient temperature: -20°C ~ 50°C.
- Automatically protected from:
  - Poor contact between lamp & lampholder
  - Air leakage into bulb
  - Damaged bulb
- A quick-blow fuse is integrated into the lampholder to protect against power surges and the lampholder would have to be replaced when the fuse is blown.



**A.** With finger move Red Tab to UNLOCK position and twist the GU24 socket to detach the lampholder.

**B.** With finger move Red Tab to LOCK position to automatically lock the lampholder to the GU24 socket.





# Electronic Socket Caps CFL Self Ballast—GU24

Also For 4-Pin Ballasts & Socket Combinations 120V-277V



**80-1715**  
1/8 IP Bushing  
24" 18 AWM 105° Leads  
Height: 1/2"



**80-1720**  
Side Mount 1/8 IP Hickey  
24" 18 AWM 105° Leads  
Height: 1/2"



**80-1714** 24" 18 AWM 105° Leads  
**80-2594** 60" 18 AWM 105° Leads  
U-Channel 1/8 IP Hickey,  
Height: 1-1/4"



**80-1716**  
w/Ring U-Channel  
1/8 IP Hickey  
24" 18 AWM 105° Leads  
**80-1890**  
60" AWM Leads  
Height: 2"



**80-1717**  
w/Ring, U-Channel 1/8 IP Hickey  
Screw Terminals  
Height: 1 3/4"



**80-1721**  
w/Ring U-Channel 1/8 IP Hickey,  
24" 18 AWM 105° Leads  
w/24" Ground Wire Attached PTH  
Height: 2"

## CFL Self-Ballast GU24 Lamps



T2 Mini Spiral  
**S8201** 9W-2700K  
**S8202** 11W-2700K  
**S8203** 13W-2700K  
**S8208** 13W-4100K  
**S8226** 13W-3500K



T3 Mini Spiral  
**S8204** 15W-2700K  
**S8205** 18W-2700K  
**S8206** 23W-2700K  
**S8207** 26W-2700K



T2 Squat Spiral  
**S8227** 13W-2700K  
**S8228** 18W-2700K

## GU24 Socket Reducer




**80-1888** Locking Function - White  
**90-2434** Removable Grip Function - White  
Medium to GU24 Reducer  
660W-600V

## GU24 Socket Uno-Ring



**80-2105**  
Uno Ring  
1 9/16" Inner Diameter  
1 15/16" Outer Diameter

## GU24 Twin Socket Cluster



**80-2490**  
2 Light GU24  
Socket w/Hickey  
12" 18AWM 105° B/W Wire, 1/2" Nipple  
Height: 2 3/4"  
660W-250V

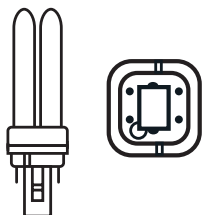
See Satco Lamp Specification Guide, For All Satco Lamps SA1039



# SOCKETS & LAMP HOLDERS

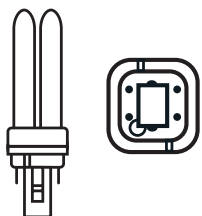
## Compact Fluorescent Lamps

### Quad Tube 4-Pin For Electronic & Dimming Ballasts



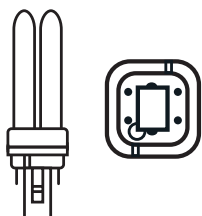
T4 Bulb 13W G24q-1 Base

Cat No.	Lamp Code	CCT (K)	CRI	Hours	Lumens	M.O.L.	Packing	Master
S8329	CFD13W/4P/827/ENV	2700	82	10,000	900	5.2"	Hang Box	50
S8330	CFD13W/4P/830/ENV	3000	82	10,000	900	5.2"	Hang Box	50
S8331	CFD13W/4P/835/ENV	3500	82	10,000	900	5.2"	Hang Box	50
S8332	CFD13W/4P/841/ENV	4100	82	10,000	900	5.2"	Hang Box	50



T4 Bulb 18W G24q-2 Base

Cat No.	Lamp Code	CCT (K)	CRI	Hours	Lumens	M.O.L.	Packing	Master
S8333	CFD18W/4P/827/ENV	2700	82	10,000	1250	5.8"	Hang Box	50
S8334	CFD18W/4P/830/ENV	3000	82	10,000	1250	5.8"	Hang Box	50
S8335	CFD18W/4P/835/ENV	3500	82	10,000	1250	5.8"	Hang Box	50
S8336	CFD18W/4P/841/ENV	4100	82	10,000	1250	5.8"	Hang Box	50



T4 Bulb 26W G24q-3 Base

Cat No.	Lamp Code	CCT (K)	CRI	Hours	Lumens	M.O.L.	Packing	Master
S8337	CFD26W/4P/827/ENV	2700	82	10,000	1825	6.5"	Hang Box	50
S8338	CFD26W/4P/830/ENV	3000	82	10,000	1825	6.5"	Hang Box	50
S8339	CFD26W/4P/835/ENV	3500	82	10,000	1825	6.5"	Hang Box	50
S8340	CFD26W/4P/841/ENV	4100	82	10,000	1825	6.5"	Hang Box	50

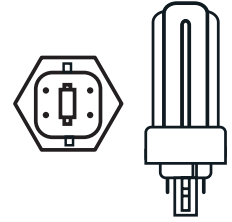


NOTE: These 4-Pin CF lamps have an internal end-of-life mechanism (EOL) that shuts down the lamp preventing abnormal end-of-life failure modes. This lamp was designed for use with high frequency ballasts that do not have their own end-of-life (lamp) sensing circuits, but it is also compatible with high frequency ballasts that have their own end-of-life (lamp) sensing circuits.

# Compact Fluorescent Lamps

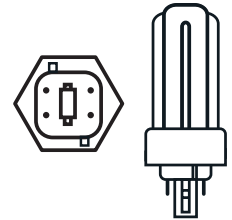
## Quad Tube 4-Pin For Electronic & Dimming Ballasts

Cat No.	Lamp Code	CCT (K)	CRI	Hours	Lumens	M.O.L.	Packing	Master
S8396	CFT13W/4P/830/ENV	3000	82	10,000	900	4.2"	Hang Box	50
S8397	CFT13W/4P/835/ENV	3500	82	10,000	900	4.2"	Hang Box	50
S8398	CFT13W/4P/841/ENV	4100	82	10,000	900	4.2"	Hang Box	50



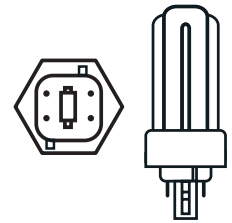
T4 Bulb 13W GX24q-1 Base

Cat No.	Lamp Code	CCT (K)	CRI	Hours	Lumens	M.O.L.	Packing	Master
S8341	CFT18W/4P/827/ENV	2700	82	10,000	1200	4.4"	Hang Box	50
S8342	CFT18W/4P/830/ENV	3000	82	10,000	1200	4.4"	Hang Box	50
S8343	CFT18W/4P/835/ENV	3500	82	10,000	1200	4.4"	Hang Box	50
S8344	CFT18W/4P/841/ENV	4100	82	10,000	1200	4.4"	Hang Box	50



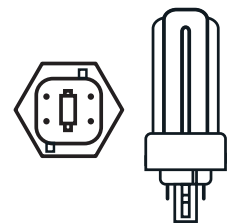
T4 Bulb 18W GX24q-2 Base

Cat No.	Lamp Code	CCT (K)	CRI	Hours	Lumens	M.O.L.	Packing	Master
S8345	CFT26W/4P/827/ENV	2700	82	10,000	1800	5"	Hang Box	50
S8346	CFT26W/4P/830/ENV	3000	82	10,000	1800	5"	Hang Box	50
S8347	CFT26W/4P/835/ENV	3500	82	10,000	1800	5"	Hang Box	50
S8348	CFT26W/4P/841/ENV	4100	82	10,000	1800	5"	Hang Box	50



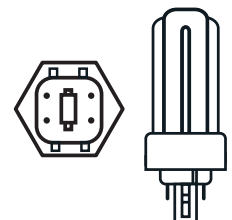
T4 Bulb 26W GX24q-3 Base

Cat No.	Lamp Code	CCT (K)	CRI	Hours	Lumens	M.O.L.	Packing	Master
S8349	CFT32W/4P/827/ENV	2700	82	10,000	2400	5.6"	Hang Box	50
S8350	CFT32W/4P/830/ENV	3000	82	10,000	2400	5.6"	Hang Box	50
S8351	CFT32W/4P/835/ENV	3500	82	10,000	2400	5.6"	Hang Box	50
S8352	CFT32W/4P/841/ENV	4100	82	10,000	2400	5.6"	Hang Box	50



T4 Bulb 32W GX24q-3 Base

Cat No.	Lamp Code	CCT (K)	CRI	Hours	Lumens	M.O.L.	Packing	Master
S8353	CFT42W/4P/827/ENV	2700	82	10,000	3200	6.5"	Hang Box	50
S8354	CFT42W/4P/830/ENV	3000	82	10,000	3200	6.5"	Hang Box	50
S8355	CFT42W/4P/835/ENV	3500	82	10,000	3200	6.5"	Hang Box	50
S8356	CFT42W/4P/841/ENV	4100	82	10,000	3200	6.5"	Hang Box	50



T4 Bulb 42W GX24q-4 Base

# SOCKETS & LAMPHOLDERS

## Fluorescent Receptacles

Pre-Wired Ceiling Receptacles GU24—Self Ballasted Lamp 660W-600V



### GU24 Fluorescent Phenolic & Porcelain Receptacles with Leads

#### Phenolic



**90-2469**  
Keyless White Phenolic  
GU24 Ceiling Receptacle  
6" AWM B/W Leads 105°C  
4 1/2" Dia.  
660W-600V



**90-2470**  
White Phenolic GU24  
On-Off Pull-Chain Ceiling Receptacle  
6" AWM B/W Leads 105°C  
4 1/2" Dia.  
75W-250V



**90-2484**  
White Phenolic GU24 On-Off Pull-Chain  
Ceiling Receptacle w/Grounded Outlet  
6" AWM B/W Leads 105°C  
4 1/2" Dia.  
75W-125V



#### Porcelain



**90-2580**  
Keyless White Porcelain  
GU24 Ceiling Receptacle  
6" AWM B/W Leads 105°  
4 3/8" Dia.  
660W-600V



**90-2582**  
Pull Chain White Porcelain  
GU24 On-Off Pull-Chain  
Ceiling Receptacle  
6" AWM B/W Lead  
4 3/8" Dia.  
660W-250V

### CFL Self-Ballast GU24 Lamps



T2 Mini Spiral  
**S8201** 9W-2700K  
**S8202** 11W-2700K  
**S8203** 13W-2700K  
**S8208** 13W-4000K  
**S8226** 13W-3500K



T3 Mini Spiral  
**S8204** 15W-2700K  
**S8205** 18W-2700K  
**S8206** 23W-2700K  
**S8207** 26W-2700K



T2 Squat Spiral  
**S8227** 13W-2700K  
**S8228** 18W-2700K

See Satco Lamp Specification Guide, Number SA1039



# Fluorescent Receptacles

## Ceiling Receptacles GU24—Self Ballasted Lamp

### GU24 Fluorescent Phenolic & Porcelain Receptacles with Screw Terminals

#### Phenolic



**90-2467** - 4 Terminal  
Keyless White Phenolic  
GU24 Ceiling Receptacle  
Screw Terminals  
4 1/2" Dia.  
660W-600V



**90-2468** - 4 Terminal  
White Phenolic GU24  
On-Off Pull-Chain  
Ceiling Receptacle  
Screw Terminals  
4 1/2" Dia.  
75W-250V



**90-2483** - 2 Terminal  
White Phenolic GU24 On-Off  
Pull-Chain Ceiling Receptacle  
w/Grounded Outlet  
Screw Terminals  
4 1/2" Dia.  
75W-125V

#### Porcelain



**90-2579** - 4 Terminal  
Keyless White Porcelain  
GU24 Ceiling Receptacle  
Screw Terminals  
4 3/8" Dia.  
660W-600V



**GU24  
BASE**

**90-2581** - 4 Terminal  
White Porcelain GU24  
On-Off Pull-Chain Ceiling  
Receptacle Screw Terminals  
4 3/8" Dia.  
660W-250V

## Fluorescent Receptacles

Ceiling Receptacles GU24 w/Lexan Lens—For Self Ballasted Lamp



**GU24 Fluorescent Pull-Chain Fixture & Lens (2 Piece Set) for Self-Ballasted Lamps  
For 15W CFL—Maximum - 120V**



**90-2499** - 4 Terminal  
GU24 Pull-Chain Ceiling Receptacle w/Lens  
2 Knockouts 5.5" White Lens  
2 Piece Set  
6 3/4" H x 4 1/2" Dia.



**90-2499**  
(Shown Unassembled)

**GU24 Fluorescent Keyless Receptacle & Lens (Sold Separately) for Self-Ballasted Lamps  
For 15W CFL—Maximum - 120V**



*(Base Only)*  
**90-2467** - 4 Terminal  
GU24 Keyless Ceiling Receptacle  
Screw Terminals  
Base Only  
1 3/4" H x 4 1/2" Dia.



*(Lens Only)*  
**90-2513**  
6.2" White Lexan Lens for  
GU24 Keyless Ceiling Receptacle  
Lens Only



**90-2467/90-2513**  
(Shown Assembled)





## Fluorescent Fixtures GU24 Ceiling Fixtures w/Lexan Lens

### GU24 Fluorescent Pull Chain Fixture, Lens & Lamp (Short Size) 3 Piece Set - 120V



**S8227** 13W-2700K  
**S8228** 18W-2700K  
T2 Squat Spiral

**90-2616** 13W 2700K  
**90-2632** 18W 2700K  
GU24 Pull Chain Short Size  
w/Lexan Lens & Lamp  
w/ 9" 18AWM 105° B/W Leads  
4 1/4" H x 4 3/4" Dia.

### GU24 Fluorescent Keyless Fixture, Lens & Lamp (Short Size) 3 Piece Set - 120V



**S8227** 13W-2700K  
**S8228** 18W-2700K  
T2 Squat Spiral


**90-2615** 13W 2700K  
**90-2631** 18W 2700K  
GU24 Keyless Short Size  
w/Lexan Lens & Lamp  
w/ 9" 18AWM 105° B/W Leads  
4 1/4" H x 4 3/4" Dia.



# SOCKETS & LAMPHOLDERS

## LED Capabilities

### LED Lamps Listed By Type



360° Omni A19 Med.    360° Omni A19 GU24    300° Omni A19 Med.    300° Omni A19 GU24    A19 Med.    A19 GU24

### KolourOne A19 360° Omni-Directional Lamps



Watts	Bulb Type	Base	Satco Prod. #	Incand. Equiv.	Lamp Code	Volts	Lamp Color	Color Kelvin Temp.	CRI	Avg. Rated Hours	Initial Lumens	Beam Spread Degree	M.O.L. (inches)	M.O.D. (inches)	Master/Inr. Ctn.
10.5	A19	Med.	S9037*	60W	10.5A19/OMNI/LED/27K	120	White	2700	84	25000	810	360°	4 1/2	2 3/8	24/6
10.5	A19	Med.	S9038*	60W	10.5A19/OMNI/LED/35K	120	White	3500	83	25000	830	360°	4 1/2	2 3/8	24/6
10.5	A19	Med.	S9039	60W	10.5A19/OMNI/LED/50K	120	White	5000	83	25000	870	360°	4 1/2	2 3/8	24/6
11	A19	GU24	S9070*	60W	11A19/OMNI/LED/27K/GU24	120	White	2700	85	25000	809	360°	4 1/2	2 3/8	24/6


## Dimension™ Fixture Modules

### Warm Tone Dimming

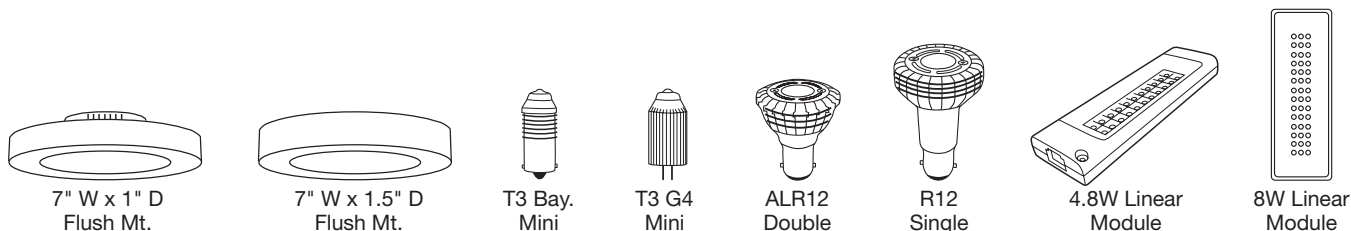


#### Applications / Features

- Self-contained
- Integrated power supply
- Long life
- Dimmable



## Specialty Fixture Modules



## Specialty Carded Lamps

### Non-Dimmable


#### Applications / Features

- Sign lamps
- Indicator
- Nightlights
- Decorative lamps
- Wet location



# Ballasts

Fluorescent ballasts ..... 99-101  
 HID ballasts ..... 102-104





## A necessary function.

In a fluorescent lighting system, the ballast regulates the current to the lamps and provides a sufficient voltage to start them.

**Reliable, steady power.**

## Types of ballasts.

Ballasts consume electricity while providing the necessary circuit conditions; voltage, current, and wave form, to start and operate fluorescent lamps. There are three types of ballasts for commercial applications: magnetic, hybrid, and electronic.

Modern ballast designs use advanced electronics to more precisely regulate the current flowing through the electrical circuit. Since they use a higher cycle rate, you don't generally notice a flicker or a humming noise coming from an electronic ballast. Different lamps require specialized ballasts designed to maintain the specific voltage and current levels needed for varying tube designs.



# Fluorescent Ballasts

## T8 Instant Start, Program Start, Universal Voltage Ballasts

Primary Lamp Type	No. of Lamps	Input Voltage	Satco Prod. No.	Ballast Code	NAED Code	Wiring Method	Master
F32T8	1	120/277	S5207	QTP1X32T8/UNIV/ISN/SC	49941	Leads	10
	2	120/277	S5208	QTP2X32T8/UNIV/ISN/SC	49943	Leads	10
	3	120/277	S5209	QTP3X32T8/UNIV/ISN/SC	49945	Leads	10
	4	120/277	S5210	QTP4X32T8/UNIV/ISN/SC	49947	Leads	10
F32T8	1	120/277	S5286	QHE1X32T8/UNV/PSN/TC	51397	Leads	10
	2	120/277	S5287	QHE2X32T8/UNV/PSN/TC	51408	Leads	10
	3	120/277	S5288	QHE3X32T8/UNV/PSN/TC	51413	Leads	10
	4	120/277	S5289	QHE4X32T8/UNV/PSN/TC	51418	Leads	10

- Listed for: FBO16, FO17, FBO24, FO25, FBO31, FO32, FO40 & SS Equivalents
- Can operate 1 lamp on 2 lamp ballast, 2 lamps on 3 lamp ballast, 3 lamps on 4 lamp ballast
- For 40T8 operation use 1 lamp on 2 lamp ballast, 2 lamps on 3 lamp ballast, 3 lamps on 4 lamp ballast

F96T8	1, 2	120/277	S5213	QTP2X59T8/UNIV/ISN/SC	49598	Leads	1
-------	------	---------	-------	-----------------------	-------	-------	---

- Listed for: FO96T8 & SS Equivalents
- Can operate 1 lamp on 2 lamp ballast

## T12 Instant Start / Rapid Start Electronic Ballasts

Primary Lamp Type	No. of Lamps	Input Voltage	Satco Prod. No.	Ballast Code	NAED Code	Wiring Method	Master
F40T12	1 or 2	120/277	S5260	DB240MVRN BALLAST UNV	80205	Leads	20

- Listed for: F40T12, F30T12, F25T12 Lamp(s)

F96T12	1 or 2	120/277	S6697	DB296MVISN BALLAST UNV	80206	Leads	20
--------	--------	---------	-------	------------------------	-------	-------	----

- Listed for: F96T12, F72T12, F48T12 Lamp(s)

## T12 T8 HO Instant Start / Rapid Start / Program Start

Primary Lamp Type	No. of Lamps	Input Voltage	Satco Prod. No.	Ballast Code	NAED Code	Wiring Method	Master
T12/RS/HO	1/2	120/277	Y50319	QTP2X96T12/HO/UNV/RS	50319	Leads	6
T8/PS/HO	1/2	120/277	Y50304	QHE2X86T8/HO/UNV/PSN/HT-B	50304	Leads	10
T8/IS/HO	1/2	120/277	LPT80237	DB-286HO-MV-TP-IS		Leads	10

## T5 Programmed Start, Universal Voltage Ballasts

Primary Lamp Type	No. of Lamps	Input Voltage	Satco Prod. No.	Ballast Code	NAED Code	Wiring Method	Master
FP28T5	1	120/277	S5221	QTP1X28T5/UNIV/PSN/NL	49171	Wiretap Connections	20
	2	120/277	S5222	QTP2X28T5/UNIV/PSN/NL	49181	Wiretap Connections	20

- Listed for: FP14, FP21, FP28, FP35 Lamp(s)

# FLUORESCENT BALLASTS

## Fluorescent Ballasts

### T5 HO Programmed Start, Universal Voltage Ballasts

Primary Lamp Type	No. of Lamps	Input Voltage	Satco Prod. No.	Ballast Code	NAED Code	Wiring Method	Master
FP24T5	2	120/277	S5215	QHE2X3924T5HO/UNV/NL	51479	Wiretap Connections	20
<ul style="list-style-type: none"> <li>Listed for: FPC22T5, FPC24T5HO, FT24DL, CF24DF, FT36DL, FP39T5HO, FPC40T5 Lamp(s)</li> </ul>							
FP54T5	1	120/277	S5218	QTP1X54T5HO/UNV/PSN/NL	49121	Wiretap Connections	20
	2	120/277	S5219	QHE2X54T5HO/UNV/PSN/NL	51471	Wiretap Connections	20
<ul style="list-style-type: none"> <li>Listed for: FP54T5/HO, FT55DL, FPC55 Lamp(s)</li> </ul>							
FP80T5	1	120/277	S5220	QTP1X80T5HO/UNV/PSN/NL	-	Wiretap Connections	20
<ul style="list-style-type: none"> <li>Listed for: FP54T5/HO, FP80, FT80DL Lamp(s)</li> </ul>							

### FT40DL Instant Start, Universal Voltage Ballasts

Primary Lamp Type	No. of Lamps	Input Voltage	Satco Prod. No.	Ballast Code	NAED Code	Wiring Method	Master
FT40	1	120/277	Y49428	QHE1X40DL/UNIV ISN-SC	49428	Leads	10
	2	120/277	Y49429	QHE2X40DL/UNIV ISN-SC	49429	Leads	10
	3	120/277	Y49430	QHE1X40DL/UNIV ISN-SC	49430	Leads	10
<ul style="list-style-type: none"> <li>Listed for: FT40DL/28W/SS/IS</li> </ul>							

### Circline Instant Start, Dedicated Voltage Ballasts

Primary Lamp Type	No. of Lamps	Input Voltage	Satco Prod. No.	Ballast Code	NAED Code	Wiring Method	Master
FC6, FC8	1	120	S5296	DB1S26RS120N W/SOCKET	80225	Leads & Sockets	60
FC12, 16, 30	1	120	S5297	DB1S40RS120N W/SOCKET	80226	Leads & Sockets	60
FC8 & FC 12	2	120	S5298	DB2S2232RS120N W/SOCKET	80227	Leads & Sockets	60
FC12 & FC16	2	120	S5299	DB2S2240RS120N W/SOCKET	80228	Leads & Sockets	60

### Compact Fluorescent Programmed Start, Universal Voltage Ballasts

Primary Lamp Type	No. of Lamps	Input Voltage	Satco Prod. No.	Ballast Code	NAED Code	Wiring Method	Master
CF13	1/2	120/277	S5225	QTP1/2X13CF/UNV/DM	51818	Wiretap Connections	20
<ul style="list-style-type: none"> <li>Listed for: 1 or 2 CF13DD/E or CF13DT/E Lamp(s)</li> </ul>							
CF18	1/2	120/277	S5226	QTP1/2X18CF/UNV/DM	51823	Wiretap Connections	20
<ul style="list-style-type: none"> <li>Listed for: 1 or 2 CF18DD/E or CF18DT/E Lamp(s)</li> </ul>							
CF26	1/2	120/277	S5229	QTP1/2X26CF/UNV/Dual Entry	51833	Wiretap Connections	20
<ul style="list-style-type: none"> <li>Listed for: 1 or 2 CF26DD/E or CF26DT/E Lamp(s)</li> <li>Also Listed for: 1 ea. CF32DT/E, CF42DT/E, F28/2D, F38/2D, FPC40T5, FT40DL Lamp</li> <li>Also Listed for: 2 ea. CF13DS/E, FT18DL/RS, CF18DF, F21/2D Lamps</li> </ul>							

# Fluorescent Ballasts

## Compact Fluorescent Programmed Start, Universal Voltage Ballasts (continued)

Primary Lamp Type	No. of Lamps	Input Voltage	Satco Prod. No.	Ballast Code	NAED Code	Wiring Method	Master
CF26 CF32, 42	1/2 1	120/277	<b>S5233</b>	QTP2X26CF/UNV DM PEM	51898	Wiretap Connections	16

- Listed for: 1 or 2 CF26DD/E or CF26DT/E Lamp(s)
- Also Listed for: 1 ea. CF32DT/E or CF42DT/E Lamp

CF26, 32, 42 CF57, 70	1/2 1	120/277	<b>S5235</b>	QTP2X26/32/42CF/UNV DM	51843	Wiretap Connections	20
--------------------------	----------	---------	--------------	------------------------	-------	---------------------	----

- Listed for: 1 or 2 CF26DD/E or CF26DT/E Lamp(s)
- Also Listed for: 1 ea. CF32DT/E or CF42DT/E Lamp

## T12 (800mA) Electronic Sign Ballasts

Primary Lamp Type	No. of Lamps	Input Voltage	Satco Prod. No.	Ballast Code	Total Lamp Length	Master
T12/RS/HO	1-2	120/277	<b>LPT80239</b>	DB-0216-12-MV-TP	2 ft. - 16 ft.	1
	1-4	120/277	<b>LPT80240</b>	DB-1040-14-MV-TP	10 ft. - 40 ft.	1
	1-4	120/277	<b>LPT80241</b>	DB-0432-14-MV-TP	4 ft. - 32 ft.	1
	4-6	120/277	<b>LPT80242</b>	DB-0848-46-MV-TP	8 ft. - 48 ft.	1

- Listed for all T12 HO lamps 18" thru 96": F18T12, F24T12, F30T12, F42T12, F48T12/SS, F48T12, F60T12, F64T12, F72T12, F84T12, F96T12/SS, F96T12/CT, F96T12

## T12 HO (800mA) Rapid Start Sign Ballasts

Primary Lamp Type	No. of Lamps	Input Voltage	Satco Prod. No.	Ballast Code	Total Lamp Length	Master
T12/RS/HO	1-2	120	<b>S5290</b>	MSB-12-0412-TP	4 ft. - 12 ft.	1
	2-4	120	<b>S5291</b>	MSB-24-0620-TP	6 ft. - 20 ft.	1
	2-4	120	<b>S5292</b>	MSB-24-1224-TP	12 ft. - 24 ft.	1
	2-4	120	<b>S5293</b>	MSB-24-2040-TP	20 ft. - 40 ft.	1
	4-6	120	<b>S5294</b>	MSB-46-1240-TP	12 ft. - 40 ft.	1
	4-6	120	<b>S5295</b>	MSB-46-2448-TP	24 ft. - 48 ft.	1

- Listed for all T12 HO lamps 18" thru 96": F18T12, F24T12, F30T12, F42T12, F48T12/SS, F48T12, F60T12, F64T12, F72T12, F84T12, F96T12/SS, F96T12/CT, F96T12

## HID Ballasts

### MH Magnetic Ballasts – Pulse Start (5 Tap is a SKU reducer)

Primary Lamp Type	Tap	Satco Prod. No.	Ballast Code	Circuit Type	ANSI Code	Start Method	Title 20	Master
50W PS	5	LPT83602	P50ML5AC3 PULSE MH50	CWA	M110	PULSE	N	1
70W PS	5	LPT88603	P70ML5AA3 PULSE MH70	HW-HPF	M98, M85	PULSE	N	1
100W PS	5	LPT88604	P100ML5AA3 PULSE MH100	HX-HPF	M90	PULSE	N	1
150W PS	5	LPT88605	P150ML5AA3 PULSE MH150	CWA	M102, M81	PULSE	N	1
250W PS	5	LPT88608	P250ML5AA4 PULSE MH250	CWA	M138, M153	PULSE	N	1
320W PS	5	LPT88609	P320ML5AA4 PULSE MH320	CWA	M132, M154	PULSE	N	1
350W PS	5	LPT86610	P350ML5AA4 PULSE MH350	CWA	M131	PULSE	N	1
400W PS	5	LPT88611	P400ML5AA4 PULSE MH400	CWA	M135, M155	PULSE	N	1
750W PS	5	LPT88613	P750ML5AA5 PULSE MH750	CWA	M149	PULSE	N	1
1000W PS	5	LPT84614	P1000ML5AB5 PULSE MH1000	CWA	M141	PULSE	N	1

175W PS	4	LPT85506	P175MLTEC4 PULSE MH175	CWA	M137, M152	PULSE	Y	1
200W PS	4	LPT85507	P200MLTEC4 PULSE MH200	CWA	M136	PULSE	Y	1
250W PS	4	LPT85508	P250MLTEC4 PULSE MH250	CWA	M138, M153	PULSE	Y	1
320W PS	4	LPT85509	P320MLTEC4 PULSE MH320	CWA	M132, M154	PULSE	Y	1
350W PS	4	LPT85510	P350MLTEC4 PULSE MH350	CWA	M131	PULSE	Y	1
400W PS	4	LPT85511	P400MLTEC4 PULSE MH400	CWA	M135, M155	PULSE	Y	1

70W PS	3	LPT83703	P70TRILC3 PULSE MH70	HX-HPF	M98, M85	PULSE	N	1
100W PS	3	LPT83704	P100TRILC3 PULSE MH100	HX-HPF	M90, M140	PULSE	N	1
150W PS	3	LPT83705	P150TRILC3 PULSE MH150	HX-HPF	M102, M142	PULSE	N	1
175W PS	3	LPT83706	P175TRILC3 PULSE MH175	CWA	M137, M152	PULSE	-	1
200W PS	3	LPT83707	P200TRIAC3 PULSE MH200	CWA	M136	PULSE	-	1
250W PS	3	LPT83708	P250TRIAC4 PULSE MH250	CWA	M138, M153	PULSE	-	1
320W PS	3	LPT83709	P320TRIAC4 PULSE MH320	CWA	M132, M154	PULSE	-	1
350W PS	3	LPT83710	P350TRIAC4 PULSE MH350	CWA	M131	PULSE	-	1
400W PS	3	LPT83711	P400TRIAC4 PULSE MH400	CWA	M135, M155	PULSE	-	1
750W PS	3	LPT83713	P750TRIAC5 PULSE MH750	CWA	M149	PULSE	-	1
1000W PS	3	LPT83714	P1000TRIAC5 PULSE MH1000	CWA	M141	PULSE	-	1

750W PS	480/120	LPT83413	P75048TAC5 PULSE MH750	CWA	M149	PULSE	N	1
---------	---------	----------	------------------------	-----	------	-------	---	---



# HID Ballasts

## MH Magnetic Ballasts – Probe Start (5 Tap is a SKU reducer)

Primary Lamp Type	Tap	Satco Prod. No.	Ballast Code	Circuit Type	ANSI Code	Start Method	Title 20	Master
MH175	5	LPT87606	M175ML5AA3 PROBE MH175	CWA	M57	PROBE	N	1
MH250	5	LPT87608	M250ML5AA4 PROBE MH250	CWA	M58	PROBE	N	1
MH400	5	LPT87611	M400ML5AA4 PROBE MH400	CWA	M59	PROBE	N	1
MH1000	5	LPT87614	M1000ML5AA5 PROBE MH1000	CWA	M47	PROBE	N	1
MH1500	5	LPT81615	M1500ML5AC5 PROBE MH1500	CWA	M48	PROBE	N	1
MH175	4	LPT81506	M175MLTAC3 PROBE MH175	CWA	M57	PROBE	N	1
MH400	4	LPT81511	M400MLTAC4 PROBE MH400	CWA	M59	PROBE	N	1
MH1000	4	LPT81514	M1000MLTAC5 PROBE MH1000	CWA	M47	PROBE	N	1
MH1500	4	LPT89515	M1500MLTAB5 PROBE MH1500	CWA	M48	PROBE	N	1
MH400	480/120	LPT81411	M40048TAC4 PROBE MH400	CWA	M59	PROBE	N	1
MH1000	480/120	LPT81414	M100048TAC5 PROBE MH1500	CWA	M47	PROBE	N	1
MH175	3	LPT81706	M174TRIAC3 PROBE MH175	CWA	M57	PROBE	N	1
MH250	3	LPT81708	M250TRIAC4 PROBE MH250	CWA	M58	PROBE	N	1
MH2400	3	LPT81711	M400TRIAC4 PROBE MH400	CWA	M59	PROBE	N	1
MH1000	3	LPT81714	M1000TRIAC5 PROBE MH1000	CWA	M47	PROBE	N	1

## HPS Magnetic Ballasts – 5 & 4 Tap

Primary Lamp Type	Tap	Satco Prod. No.	Ballast Code	Circuit Type	ANSI Code	Start Method	Title 20	Master
250W HPS	5	LPT86608	S250ML5AA4 HP250	CWA	S50	-	N	1
400W HPS	5	LPT86611	S400ML5AA4 HPS400	CWA	S51	-	N	1
600W HPS	5	LPT86612	S600ML5AA4 HPS600	CWA	S106	-	N	1
1000W HPS	5	LPT86614	S1000ML5AA5 HPS1000	CWA	S52	-	N	1
50W HPS	4	LPT82502	S50MLTLC3 HPS50	HX-HPF	S68	-	N	1
70W HPS	4	LPT82503	S70MLTLC3 HPS70	HX-HPF	S62	-	N	1
100W HPS	4	LPT82504	S100MLTLC3 HPS100	HX-HPF	S54	-	N	1
150W HPS	4	LPT82505	S150MLTLC3 HPS150	HX-HPF	S55	-	N	1
200W HPS	4	LPT86507	S200MLTAA4 HPS200	CWA	S66	-	N	1

## HID Ballasts

### HPS Magnetic Ballasts – 3 Tap

Primary Lamp Type	Tap	Satco Prod. No.	Ballast Code	Circuit Type	ANSI Code	Input Voltage	Title 20	Master
50W HPS	3	LPT82702	S50TRILC3 HPS50	HX-HPF	S68	120/277/347	N	1
70W HPS	3	LPT82703	S70TRILC3 HPS70	HX-HPF	S62	120/277/347	N	1
100W HPS	3	LPT82704	S100TRILC3 HPS100	HX-HPF	S54	120/277/347	N	1
150W HPS	3	LPT82705	S150TRILC3 HPS150	HX-HPF	S55	120/277/347	N	1
250W HPS	3	LPT82708	S250TRIAC4 HPS250	CWA	S50	120/277/347	N	1
400W HPS	3	LPT82711	S400TRILC4 HPS400	CWA	S51	120/277/347	N	1
1000W HPS	3	LPT82714	S1000TRIAC5 HPS1000	CWA	S52	120/277/347	N	1

### MH Electronic Ballasts – Ceramic Type

Primary Lamp Type	No. of Lamps	Input Voltage	Satco Prod. No.	Ballast Code	Mounting	L x W x H (inches)	Master
CDM20	1	120	S6789	HQEB/MH20/120LA1F 120V BUTTER STICK	FCAN	5 1/2 x 1 3/4 x 1 1/4	40
CDM35, 39	1	120	S6790	HQEB/MH39/120LA21 120V BUTTER STICK	FCAN	5 1/2 x 1 3/4 x 1 1/4	40
CDM50	1	120	S6791	HQEB/MH50/120LA1F 120V BUTTER STICK	FCAN	5 1/2 x 1 3/4 x 1 1/4	40
CDM20	1	120	S6792	HQEB/MH20/120LA2F 120V SQUARE	FCAN	3 1/2 x 3 x 1 1/4	40
CDM70	1	120	S6793	HQEB/MH39/102LA2F 120V SQUARE	FCAN	3 1/2 x 3 x 1 1/4	40
CDM100	1	120	S6794	HQEB/MH50/120LA2F 120V SQUARE	FCAN	3 1/2 x 3 x 1 1/4	40

CDM35, 39	1	UNV	S6795*	HQEB/MH35/123L2AF UNV RECTANGLE	JCAN	5 1/2 x 3 5/8 x 1 1/2	20
CDM70	1	UNV	S6796*	HQEB/MH70/123L2AF UNV RECTANGLE	JCAN	5 1/2 x 3 5/8 x 1 1/2	20
CDM100	1	UNV	S6797*	HQEB/MH100/123L2AF UNV RECTANGLE	JCAN	5 1/2 x 3 5/8 x 1 1/2	20
CDM35, 39	1	UNV	S6798	HQEB/MH35/123L1AF UNV RECTANGLE	FCAN	5 1/2 x 3 5/8 x 1 1/2	20
CDM70	1	UNV	S6799	HQEB/MH70/123L1AF UNV RECTANGLE	FCAN	5 1/2 x 3 5/8 x 1 1/2	20
CDM100	1	UNV	S6800	HQEB/MH100/123L1AF UNV RECTANGLE	FCAN	5 1/2 x 3 5/8 x 1 1/2	20
CDM150	1	UNV	S6801	HQEB/MH150/123L1AF UNV RECTANGLE	FCAN	6 1/2 x 3 5/8 x 1 1/2	20
CDM150	1	UNV	S6804*	HQEB/MH150/123L2AF UNV RECTANGLE	JCAN	6 1/2 x 3 5/8 x 1 1/2	20

\* Bottom Feed Studs

### Hydroponic/Horticulture Ballasts – Fan Cooled

Primary Lamp Type	Tap	Satco Prod. No.	Ballast Code	Dimming Options	L x W x H (inches)	Master
400W HPS MH	120-240V	S2791	400W DIMM 120/240V MH/HPS W/120V 8FT PLUG	150W/250W/400W	9 13/16 x 4 1/2 x 2 13/16	4
600W HPS MH	120-240V	S2792	600W DIMM 120/240V MH/HPS W/120V 8FT PLUG	250W/400W/600W	12 x 4 1/2 x 2 13/16	4
1000W HPS MH	120-240V	S2793	1000W DIMM 120/240V MH/HPS W/120V 8FT PLUG	600W/750W/1000W	14 7/16 x 4 1/2 x 2 13/16	4
CORD FOR 240V	240V	S2794	8FT 240V POWER CORD FOR S2791, S2792, S2793	-	-	1

#### NOTES – Taps Defined:


5 Tap: 120/208/240/277/480V      3 Tap: 120/208/347V  
 4 Tap: 120/208/240/277V      UNV: 120 – 277V



Switched (rotary, push, pull chain, toggle) ..... 107-109  
 Dimmer controls & switches..... 110-111  
 Attachment plugs ..... 112-114

## Switches & Accessories

Line cord switches ..... 115  
 Rocker switches ..... 116  
 Photoelectric & touch switches..... 117-118  
 Socket extenders, reducers & adapters..... 119-121  
 Outlets (plug-in & add-on) ..... 122





## Rotary Switches


### On-Off, 3 Way & Lighted Switches



80-1132 Brass Finish

#### On-Off Metal Rotary Switch, Metal Bushing, Single Circuit, Rated: 6A-125V, 3A-250V

Cat No.	Finish	Function	Bushing	Leads	Strip	Packed
80-1132	Brass	On-Off	3/8"	6"	3/4"	250
90-501	Brass	On-Off	3/8"	6"	3/4"	250
80-1133	Nickel	On-Off	3/8"	6"	3/4"	250
90-507	Nickel	On-Off	3/8"	6"	3/4"	250
80-1134	Brass	On-Off	5/8"	6"	3/4"	250
80-1135	Nickel	On-Off	5/8"	6"	3/4"	250
80-1363	Brass	On-Off	1-1/8"	6"	3/4"	250
80-1364	Nickel	On-Off	1-1/8"	6"	3/4"	250
80-1413	Brass	On-Off	1-1/2"	6"	3/4"	250
80-1414	Nickel	On-Off	1-1/2"	6"	3/4"	250


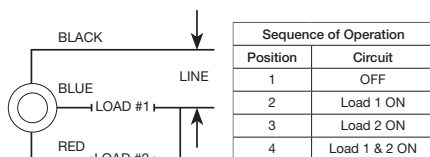


80-1136 Brass Finish

#### 3-Way Metal Rotary Switch, Metal Bushing, 2 Circuit, 4 Position (L-1, L-2, L1-2, Off). Rated: 6A-125V, 3A-250V

Cat No.	Finish	Function	Bushing	Leads	Strip	Packed
80-1136	Brass	3-Way	3/8"	6"	3/4"	250
90-504	Brass	3-Way	3/8"	6"	3/4"	250
80-1137	Nickel	3-Way	3/8"	6"	3/4"	250
90-590	Nickel	3-Way	3/8"	6"	3/4"	250
80-1138	Brass	3-Way	5/8"	6"	3/4"	250
80-1139	Nickel	3-Way	5/8"	6"	3/4"	250
80-1365	Brass	3-Way	1-1/8"	6"	3/4"	250
80-1366	Nickel	3-Way	1-1/8"	6"	3/4"	250
80-1415	Brass	3-Way	1-1/2"	6"	3/4"	250
80-1416	Nickel	3-Way	1-1/2"	6"	3/4"	250

Wiring Diagram For Rotary & Push 3 Way



80-1360 Nickel Finish

#### On-Off Lighted Rotary Switch, Plastic Bushing, Single Circuit, Rated: 6A-125V, 3A-250V

Cat No.	Finish	Function	Bushing	Leads	Strip	Packed
80-1359	Brass	On-Off	3/8"	6"	3/4"	250
80-1360	Nickel	On-Off	3/8"	6"	3/4"	250



80-1361 Brass Finish

#### 3-Way Lighted Rotary Switch, Plastic Bushing, 2 Circuit, 4 Position (L-1, L-2, L1-2, Off). Rated: 6A-125V, 3A-250V

Cat No.	Finish	Function	Bushing	Leads	Strip	Packed
80-1361	Brass	3-Way	3/8"	6"	3/4"	250
80-1362	Nickel	3-Way	3/8"	6"	3/4"	250

1/8 - 27 IPS



## Push Switches

On-off, 3 Way, & Lighted Switches

### On-Off Metal Push Switch, Metal Bushing, Single Circuit, Rated: 6A-125V, 3A-250V


Cat No.	Finish	Function	Bushing	Leads	Strip	Packed
80-1124	Brass	On-Off	3/8"	6"	3/4"	250
90-508	Brass	On-Off	3/8"	6"	3/4"	250
80-1125	Nickel	On-Off	3/8"	6"	3/4"	250
90-1676	Nickel	On-Off	3/8"	6"	3/4"	250
80-1126	Brass	On-Off	5/8"	6"	3/4"	250
80-1127	Nickel	On-Off	5/8"	6"	3/4"	250
80-1367	Brass	On-Off	1-1/8"	6"	3/4"	250
80-1368	Nickel	On-Off	1-1/8"	6"	3/4"	250
80-1409	Brass	On-Off	1-1/2"	6"	3/4"	250
80-1410	Nickel	On-Off	1-1/2"	6"	3/4"	250



80-1124 Brass Finish

### 3-Way Metal Push Switch, Metal Bushing, 2 Circuit, 4 Position (L-1, L-2, L1-2, Off), Rated: 6A-125V, 3A-250V


Cat No.	Finish	Function	Bushing	Leads	Strip	Packed
80-1128	Brass	3-Way	3/8"	6"	3/4"	250
90-1678	Brass	3-Way	3/8"	6"	3/4"	250
80-1129	Nickel	3-Way	3/8"	6"	3/4"	250
90-1679	Nickel	3-Way	3/8"	6"	3/4"	250
80-1130	Brass	3-Way	5/8"	6"	3/4"	250
80-1131	Nickel	3-Way	5/8"	6"	3/4"	250
80-1369	Brass	3-Way	1-1/8"	6"	3/4"	250
80-1370	Nickel	3-Way	1-1/8"	6"	3/4"	250
80-1411	Brass	3-Way	1-1/2"	6"	3/4"	250
80-1412	Nickel	3-Way	1-1/2"	6"	3/4"	250



80-1128 Brass Finish

### On-Off Lighted Push Switch, Plastic Bushing, Single Circuit, Rated: 6A-125V, 3A-250V


Cat No.	Finish	Function	Bushing	Leads	Strip	Packed
80-1355	Brass	On-Off	3/8"	6"	3/4"	250
80-1356	Nickel	On-Off	3/8"	6"	3/4"	250



80-1356 Nickel Finish

### 3-Way Lighted Push Switch, Plastic Bushing, 2 Circuit, 4 Position (L-1, L-2, L1-2, Off), Rated: 6A-125V, 3A-250V

Cat No.	Finish	Function	Bushing	Leads	Strip	Packed
80-1357	Brass	3-Way	3/8"	6"	3/4"	250
80-1358	Nickel	3-Way	3/8"	6"	3/4"	250



80-1357 Brass Finish

1/8 - 27 IPS




## Pull Chain Canopy & Ceiling Fan



90-704 Brass Finish

**On-Off Canopy Switch, Single Circuit w/Metal Chain,  
White Cord & Bell, Rated: 6A-125V, 3A-250V**


Cat No.	Finish	Function	Bushing	Leads	Strip	Packed
90-704	Brass	On-Off	3/8"	6"	3/4"	500
90-505	Nickel	On-Off	3/8"	6"	3/4"	500



90-2260 Brass Finish

**3-Way Canopy Switch, 2 Circuit, 4 Position w/Metal Chain,  
White Cord & Bell, Rated: 6A-125V, 3A-250V**

Cat No.	Finish	Function	Bushing	Leads	Strip	Packed
90-2260	Brass	4 Position	3/8"	6"	3/4"	500
90-2261	Nickel	4 Position	3/8"	6"	3/4"	500



90-689 Nickel Finish

**3-Way Ceiling Fan Switch, 2 Circuit w/Metal Chain,  
White Cord & Bell, Rated: 6A-125V, 3A-250V**

Cat No.	Finish	Function	Bushing	Leads	Strip	Packed
90-689	Nickel	3-Way	3/8"	6"	3/4"	100



80-1983 Nickel Finish

**3 Speed Ceiling Fan Switch, 4 Wire Quick Connect, 2 Circuit  
w/Metal Chain, White Cord & Bell, No Leads,  
Rated: 6A-125V, 3A-250V**

Cat No.	Finish	Function	Bushing	Leads	Strip	Packed
80-1983	Nickel	3 Speed	3/8"	None	N/A	250
80-1994	Brass	3 Speed	3/8"	None	N/A	250

**No. 6  
Chain**



## Rotary & Toggle On-Off, Hi-Low – Knurled Nuts

### On-Off Phenolic Rotary Switch, Single Circuit, Rated: 1A-125V, 3A-125V, 1.5A-250V

Cat No.	Finish	Function	Bushing	Leads	Strip	Packed
90-502	Black	On-Off	3/8"	6"	3/4"	250
90-703	White	On-Off	3/8"	6"	3/4"	250
80-1770	Black	On-Off	Snap	6"	3/4"	250
80-1771	White	On-Off	Snap	6"	3/4"	250



90-502  
Black  
(bushing)

80-1770  
Black  
(snap)

### On-Off Phenolic Push Switch, Single Circuit, Rated 3A-250V, 6A-125V


Cat No.	Finish	Function	Bushing	Leads	Strip	Packed
80-2468	Brass	On-Off	3/8"	6"	3/4"	250
80-2469	Nickel	On-Off	3/8"	6"	3/4"	250



80-2468 Brass Finish

### Hi-Low Metal Rotary Switch w/Diode, 2 Circuit, Rated: 6A-125V, 3A-250V

Cat No.	Finish	Function	Bushing	Leads	Strip	Packed
80-1140	Brass	On-Off	3/8"	6"	3/4"	250



80-1140 Brass Finish

### On-Off Metal Toggle Switch, Single Circuit, Rated: 6A-125V, 3A-250V

Cat No.	Finish	Function	Bushing	Leads	Strip	Packed
90-1106	Nickel	On-Off	3/8"	6"	3/4"	250
80-1767	Brass	On-Off	3/8"	6"	3/4"	250
80-2317	Nickel	On-Off	3/8"	9"	3/4"	250



90-1106 Nickel Finish

### Knurled Nuts For Switches



90-2583  
Brass for  
Rotary & Push



90-2584  
Nickel for  
Rotary & Push



90-2585  
Brass For Pull Chain

90-1931  
Nickel For Pull Chain



## Dimmer Controls & Switches

### Slide, Step-On



**90-1069 White**  
4 3/4" x 2 1/2" x 1 1/2"

### Slide - Floor Lamp Dimmer, Rated: 500W-120V 4.3A



Cat No.	Finish	Length	Wire	Receptacle	Packed
90-1069	White	7 ft.	SPT-2 White	Yes	50/1
90-1070	Black	7 ft.	SPT-2 Black	Yes	50/1



**80-1244 Black**  
4 3/4" x 2 1/2" x 1 1/2"

### Slide - 2 Wire Floor Lamp Dimmer, Rated: 500W-120V 4.3A



Cat No.	Finish	Length	Wire	Receptacle	Packed
80-1244	Black	8 ft. x 8 ft.	SPT-2 Black	No	50/1



**93-5012 Black**  
1 1/2" x 1" x 3 1/2"



### Slide - Table Top Lamp Dimmer, Rated: 300W-120V 2.5A



Cat No.	Finish	Length	Wire	Receptacle	Packed
93-5011	White	8 ft.	SPT-2 White	Yes	24
93-5012	Black	8 ft.	SPT-2 Black	Yes	24



**93-5016 Brown**  
3" x 3/4" x 1 3/8"

### Slide - Lamp Cord Table Dimmer-No Wire, Rated: 300W-120V for SPT-2 Wire Only



Cat No.	Finish	Connectors	Receptacle	Packed
93-5014	White	Quick Terminals	No	50/1
93-5016	Brown	Quick Terminals	No	50/1
93-5052	Black	Quick Terminals	No	50/1



**80-1163 Black**  
1 1/4" x 2"

### Step-on-button On/Off Push Switch, Rated: 2A-125V, 1A-125V, 1A-250V



Cat No.	Finish	Length	Wire	Receptacle	Packed
80-1163	Black	(Terminal)	No	No	250/1
80-1466	White	(Terminal)	No	No	250/1
80-1229	Black	8 ft. x 7 ft. w/Plug	SPT-2 Black	No	50/1
80-1381	Black	8 ft. x 11 ft. w/Plug	SPT-2 Black	No	50/1



# Dimmer Switches Rotary, Knobs

## Full Range Dimmer Switches



**80-1166**  
Full Range Table Lamp Dimmer Switch  
Phenolic Housing Black  
2" x 1 1/4" x 1 1/8"  
12" AWM 105° C Black Leads Strip 1/2"  
w/Two Knobs: Black & Gold  
300W-120V



**80-1293**  
Full Range Table Lamp Dimmer Switch  
Paper Housing  
2" x 1 1/4" x 5/8"  
12" AWM 105° C Black Leads Strip 1/2"  
w/Two Knobs: Black & Gold  
60W-300W-120V



**80-1241**  
Full Range Table Lamp Dimmer Switch  
Phenolic Housing Black  
2" x 1 1/4" x 1 1/2"  
12" AWM 105° C Black Leads Strip 1/2"  
w/One Knob: Black  
300W-120V



**90-1082**  
Full Range Pole Lamp Dimmer Switch  
Paper Housing 4 3/4" x 3/4"  
500W Pole or Post Lamp Dimmer  
w/One End 2 ft. Leads SPT-1 Black  
Other End 7" SPT-1, Strip 1/2"  
w/One Brass Knob  
500W-120V



**80-1481** Brown  
**80-1482** Ivory  
Full Range Lamp Cord  
Rotary Dimmer Switch  
3" x 1 1/4"  
For 18GA SPT-1 or SPT-2 Wire  
Phenolic - 200W-120V



**80-1167**  
Full Range Socket Dimmer  
Medium Base  
Candle Socket w/Paper Liner  
150W Full Range w/Removable Black Knob  
4" x 1 3/4"  
1/8 IP Bushing w/Set Screw  
5 1/2" AWM B/W 150° C leads Strip 1/2"  
150W-120V

## Plastic Dimmer Knobs



**90-798**  
Gold Finish Knob



**90-799**  
Chrome Finish Knob




**90-2315**  
Black Knob

## Attachment Plugs

SPT-1, SPT-2

SPT-1




90-393 Ivory  
90-394 Brown  
Attachment Plug  
Polarized 18/2 SPT-1  
10A-125V

SPT-1



90-631 White  
90-632 Brown  
Quick Connect Plug  
Non Polarized 18/2 SPT-1  
6A-125V

SPT-1



90-1520 White 80-2228 Ivory  
90-1521 Brown 80-2229 Silver  
90-1522 Black 80-2230 Gold  
Quick Connect Plug  
Polarized 18/2 SPT-1  
6A-125V

SPT-1



90-715 Brown



90-716 Ivory



90-719 Black



90-2041 Gold



90-2245 Silver




90-2605 White

Slide Plug  
Polarized 18/2 SPT-1  
8A-125V



SPT-2



90-695 Brown 90-2040 Gold  
90-696 Ivory 90-2244 Silver  
90-697 Black 90-2606 White

Slide Plug  
Polarized 18/2 SPT-2  
8A-125V

SPT-2



90-2607 White 90-2617 Gold  
90-2608 Brown 90-2618 Silver  
90-2609 Black


Quick Connect Plug  
Polarized 18/2 SPT-2  
6A-125V



# Attachment Plugs SPT-1, SPT-2 & SVT

## Female Slide Plug


### SPT-1



90-793 Brown    80-2516 Black  
 90-794 Ivory    80-2517 Gold  
 80-2515 White    80-2518 Silver

Female Slide Plug  
 Polarized 18/2 SPT-1  
 6A-125V

### SPT-2



80-2519 Brown    80-2522 Black  
 80-2520 Ivory    80-2523 Gold  
 80-2521 White    80-2524 Silver

Female Slide Plug  
 Polarized 18/2 SPT-2  
 6A-125V

### SPT-2



90-1083 White  
 90-1084 Brown

Quick Connect Flat Plug  
 Non Polarized 18/2 SPT-2 & 16/2 SPT-2  
 15A-125V

### 18/2-SVT



90-1114 Brown  
 90-1115 White  
 90-1116 Black

Attachment Plug with Terminal Screws  
 Non-Polarized  
 18/2 SVT Round Wire  
 15A-125V

### 18/3-SVT



80-1688 Black  
 3 Prong Rubber Plug  
 with Metal Grip & Ground  
 18/3 SVT Round Wire  
 15A-125V

## Attachment Plugs & Heavy Duty Switch & Cube Tap 18/2 SPT, 16/3 SVT



### 16/2 & 18/2 SPT - 18/2 SVT & 18/2 SJT (Hole Size .320)



**80-2408**  
Black Polarized Plug  
2 Pole - 2 Wire  
15A-125V



**80-2409**  
Brown Polarized Plug  
2 Pole - 2 Wire  
15A-125V



**80-2410**  
White Polarized Plug  
2 Pole - 2 Wire  
15A-125V

### 18/3 SVT Up To 14/3 SJT (Hole Size .370)



**80-2412**  
Black Thermoplastic  
HD Plug  
2 Pole - 3 Wire & Ground  
15A-125V



**80-2426**  
Brown Thermoplastic  
HD Plug  
2 Pole - 3 Wire & Ground  
15A-125V



**80-2413**  
White Thermoplastic  
HD Plug  
2 Pole - 3 Wire & Ground  
15A-125V

### Cube Tap



**80-2411**  
White Triple Grounded  
Polarized Cube Tap  
15A-125V-1875 Total Watts

### Heavy Duty Switch



**80-2496** Black  
**80-2497** Brown  
**80-2498** White  
Heavy Duty Feed Thru Switch  
16/2 SPT-2 & 18/2 SPT-2  
18/2 SVT & 18/3 SVT  
(Hole Size .280)  
6A-120V

# Line Cord Switches

## Rotary Switches

### SPT-1



- 90-500 White
- 90-506 Brown
- 90-814 Black
- 90-2587 Ivory
- 90-2424 Gold
- 90-2425 Silver

On-Off Cord Switch for  
18/2 SPT-1  
6A-125V, 3A-250V, 3A-120V, 3A-125V

### SPT-2



- 90-573 White
- 90-574 Brown
- 90-825 Black
- 90-2629 Ivory
- 90-2426 Gold
- 90-2427 Silver

On-Off Cord Switch for  
18/2 SPT-2  
6A-125V, 3A-250V, 3A-120V, 3A-125V

### Hi-Low SPT-1



- 90-436 White
  - 90-435 Brown
  - 80-2231 Black
  - 80-2336 Ivory
- 200 Watt Hi-Low Dimmer for  
18/2 SPT-1  
200W-120V

### Hi-Low SPT-2



- 90-820 White
  - 90-821 Brown
  - 80-2232 Black
  - 80-2337 Ivory
- 200 Watt Hi-Low Dimmer for  
18/2 SPT-2  
200W-120V

## Rocker Switches

### SPT-2



- 90-2368 Black
- 90-2369 White
- 90-2370 Brown
- 90-2371 Silver
- 90-2372 Gold

Feed Thru Rocker Switch for  
18/2 SPT-2, 3A-120V

### SPT-1 / SPT-2 / SVT



- 90-434 Ivory
- 90-433 Brown

Heavy Duty Rocker Switch for  
18/2 SPT-1 & SPT-2, 16/2 SPT-2 & 18/2 SVT,  
3A-125V, 1/2HP-125V  
(Hole Size .280)

## Rocker Switches & Receptacles

Snap-In—On-Off Hi-Low



**80-1141** Black  
1 1/8" L x 1/2" W x 1 5/8" D



**80-1947**  
11/16" L x 7/16" W



**80-1980**  
7/16" L x 1/4" W

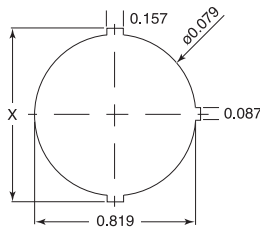
### On-Off Phenolic Rocker Switch w/White Dot



Cat No.	Finish	Function	Bushing	Leads	Strip	Rating	Packed
80-1141	Black	On-Off	Snap	6"	3/4"	15A-125V, 10A-250V	250
80-1617	White	On-Off	Snap	6"	3/4"	15A-125V, 10A-250V	250
80-1819	Black	Lighted On-Off	Snap	9"	3/4"	15A-125V, 10A-250V	250
80-1820	White	Lighted On-Off	Snap	9"	3/4"	15A-125V, 10A-250V	250
80-1947	Black	On-Off (small)	Snap	6"	3/4"	10A-125V, 6A-250V	250
80-1980	Black	On-Off (mini)	Snap	6"	3/4"	6A-125V, 3A-250V	250
80-2037	White	On-Off (mini)	Snap	6"	3/4"	6A-125V, 3A-250V	250



**80-1371** Black



### Hi-Low Metal Round Rocker Switch w/Diode, 2 Circuit Opening Size: .82, Rated: 5A-250V, 10A-125V



Cat No.	Finish	Function	Bushing	Leads	Strip	Packed
80-1371	Black	Hi-Off-Low	Snap-In	6"	3/4"	250
80-2101*	Black	On-Off	Snap-In	6"	3/4"	250

\*On-Off has no Diode



**80-1142** Black

### 3 Wire, 2 Pole Snap-In Convenience Outlet, Opening Size: 1" x 1" x 1" Rated: 15A-125V



Cat No.	Finish	Function	Bushing	Leads	Strip	Packed
80-1142	Black	3 Wire	Snap-in	6"	3/4"	250
80-1408	White	3 Wire	Snap-In	6"	3/4"	250



**80-2351** Black

### 3 Wire, 2 Pole Snap-In Convenience Outlet, Opening Size: 1" x 1" x 1" w/#8 Ring Terminal Attached

Cat No.	Finish	Function	Bushing	Leads	Strip	Packed
80-2351	Black	3 Wire	Snap-in	6"	3/4"	250
80-2352	White	3 Wire	Snap-In	6"	3/4"	250



**90-545** Black

### 2 Wire Snap-In Convenience Outlet, Opening Size: 1 1/8" x 1/2" x 7/8" Rated: 15A-125V



Cat No.	Finish	Function	Bushing	Leads	Strip	Packed
90-545	Black	2 Wire	Snap-in	6"	3/4"	250



# Photoelectric Switches

## Plastic Shell—On-Off, Indoor & Outdoor Use

### Mechanical Photoelectric Switches



**90-2430**  
Photoelectric Switch  
Plastic DOS Shell, Rated: 25W-125V  
Indoor Use Only-Incandescent  
5/8" H x 5/8" W x 3/8" D



**90-2431**  
Photoelectric Switch  
Plastic DOS Shell, Rated:  
100W-120V  
Indoor Use Only-Incandescent  
1 1/2" H x 5/8" W x 1 1/8" D



**80-1733**  
Photoelectric Switch  
Plastic DOS Shell, Rated:  
500W-120V  
For Outdoor Use-Incandescent  
2" H x 1 1/8" W x 7/8" D



**90-2432**  
Photoelectric Switch  
Plastic DOS Shell, Rated:  
250W-120V  
Outdoor & Indoor Only-Incandescent  
1 3/8" H x 5/8" W x 1 1/4" D



**90-2611**  
Photoelectric Switch  
Plastic DOS Shell, Rated:  
100W-125V  
For Outdoor Use-Incandescent  
1 1/2" H x 5/8" W x 1 1/8" D




**90-2633**  
Photoelectric Switch  
Plastic DOS Shell, Rated:  
500W-120V  
7.1A-850VA Ballast  
For Outdoor Use - HID  
2" H x 1 1/8" W x 7/8" D

## Touch Controls

Plastic Shell On-Off, Hi-Med-Low



### Touch Controls

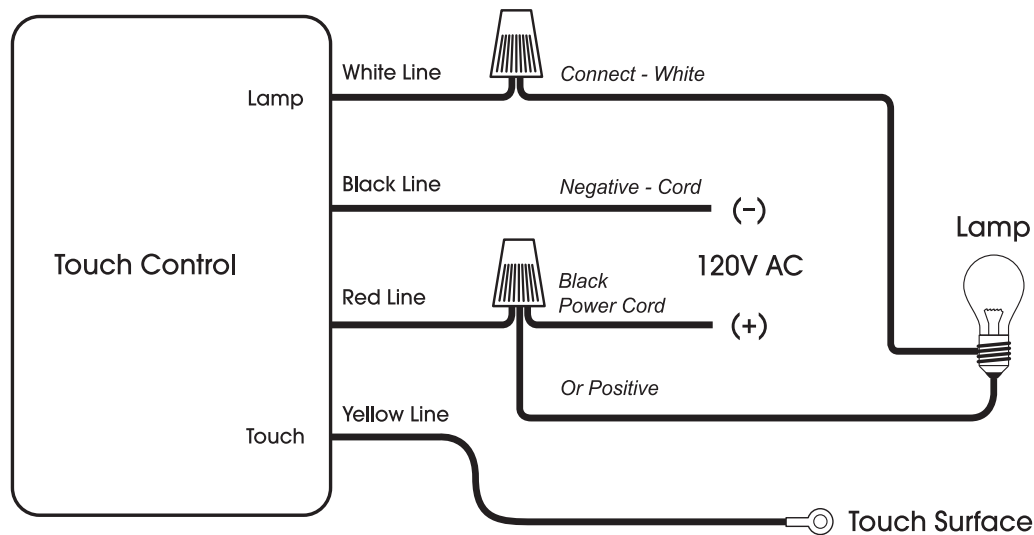


**90-2428**  
Low-Med-Hi-Off Touch Switch  
Plastic Outer Shell, Rated: 150W-120V  
Indoor Incandescent Use Only  
1 3/8" H x 1 7/8" W x 3/4" D



**90-2429**  
On-Off Touch Switch  
Plastic Outer Shell, Rated: 150W-120V  
Indoor Incandescent Use Only  
1 3/8" H x 1 7/8" W x 3/4" D

### Touch Control Wiring Diagram



**White Line:**

To connect to the white of the lamp

**Black Line:**

To the negative wire of cord

**Red Line:**

To black of the power cord or positive

## Specialty Reducers & Adapters



**80-1888** White  
Medium to GU24 Reducer  
E26 - GU24 w/ Locking Device  
Overall Ext. 3/4"  
660W-600V



**90-2434** White  
Medium to GU24 Reducer  
E26 - GU24 (no locking feature)  
Overall Ext. 3/4"  
660W-250V



**80-1970** Brown  
Medium Based Phenolic  
E26 Flanged Adapter  
w/10" 18GA 105°C Leads  
Overall Ext. 1/2"  
660W-250V



**80-2511** White  
GU24 to GU24  
Extender  
Overall Ext. 5/8"  
660W-600V



**80-2368** Brown  
Medium Based Phenolic  
E26 Flanged Adapter to GU10  
w/10" 18GA 105°C Leads, Overall Ext. 1/2"  
660W-250V



**90-2433** White  
Medium to GU10 Reducer  
E26 - GU10 (no locking feature),  
Overall Ext. 3/4"  
660W-250V



**80-2161** White  
E26 to G9  
Extender  
Overall Ext. 1 1/8"  
500W-250V



**80-2541** White  
E12 to GU24  
Candelabra to GU24  
w/Locking Device Reducer  
Overall Ext. 3/4"  
75W-125V

### Photocell Adapters



**90-2610** White  
Medium to GU24 Adapter  
E26 - GU24 with Photocell  
Overall Ext. 1-1/8" - 1 1/2" Dia.  
60W-120V



**90-2604** Brown  
Medium to Medium Adapter  
E26 - E26 with Photocell, Overall Ext. 2"  
150W-120V (incandescent), 60W-120V (fluorescent) - 11W-LED  
Suitable for Dry or Damp Location - CSSNP

## Socket Extenders & Adapters



**92-408**  
Candelabra to Candelabra  
E12 - E12 Extender  
Overall Ext. 5/8"  
75W-120V  
Non-UL



**92-405**  
Candelabra to Intermediate  
E12 - E17 Extender  
Overall Ext. 1/2"  
75W-120V  
Non-UL



**90-1519**  
Candelabra to Medium  
E12 - E26  
Overall Ext. 1"  
75W-120V  
Non-UL



**92-407**  
French to Intermediate  
E14 - E17 Extender  
Overall Ext. 1/2"  
75W-120V  
Non-UL



**90-1801**  
Mogul to Mogul  
E39 - E39 Extender  
4KV - Porcelain  
Overall Ext. 2 3/8" - 2 1/4" Dia.  
1500W-600V



**92-323**  
Medium to Medium  
E26 - E26 Extender  
Phenolic  
Overall Ext. 1"  
660W-250V



**92-324**  
Medium to Medium  
E26 - E26 Extender  
Porcelain  
Overall Ext. 1"  
660W-250V



**90-2589**  
Medium to Medium E26 - E26  
2 Piece Glazed Porcelain Extender  
Overall Ext. 1 1/4"  
660W-250V



**90-446** Brown  
**90-2451** Ivory  
Medium Base  
Pull Chain Current Tap  
660W-125V



**90-2449** Brown  
**90-2450** Ivory  
Medium Base  
Keyless Current Tap  
660W-125V



**90-1121** Brown  
**90-2465** Ivory  
Single to Twin Lampholder  
Overall Height 2 3/4" - Ext. 2"  
660W Max. Total-250V



# Socket Reducers & Adapters



**80-2134**  
Intermediate to Medium  
E17 - E26  
Overall Ext. 1"  
75W-120V  
*Non-UL*



**92-401**  
French to Candelabra  
E14 - E12  
Reducer  
75W-120V  
*Non-UL*



**92-403**  
Intermediate to Candelabra  
E17 - E12  
Reducer  
75W-120V  
*Non-UL*



**80-2539**  
Mini Can  
Halogen to Candelabra  
E11 - E12  
Overall Ext. 1/2"  
75W-120V  
*Non-UL*



**80-2360**  
Mini Can  
to Medium  
E11 - E26  
Overall Ext. 2 1/4"  
250W-250V  
*Non-UL*



**92-406**  
Mogul to Medium  
E39 - E26  
Reducer  
660W-250V



**90-546** Ivory  
**80-2513** White  
Medium Base - Polarized  
Socket Outlet Adapter  
660W-125V



**90-547** Brown  
Medium Base - Polarized  
Socket Outlet Adapter  
660W-125V



**90-438** Ivory  
Medium Base - Polarized  
Socket Outlet Adapter  
660W-125V



**90-437** Brown  
Medium Base - Polarized  
Socket Outlet Adapter  
660W-125V

**\*NOTE:** Due to Federal Legislation 92-400, 92-321 and 92-322 (medium base adapters) are no longer available.

# SWITCHES & ACCESSORIES

## Outlets

### Plug-In, Add On




**90-1120 Ivory**  
Triple Cube Tap, Polarized  
15A-125V



**90-1119 Brown**  
Triple Cube Tap, Polarized  
15A-125V



**90-1118 Ivory**  
Single to Triple Adapter, Polarized  
15A-125V



**90-1117 Brown**  
Triple Cube Tap, Polarized  
15A-125V



**91-227 White**  
Single to Triple Adapter  
with Glow Light  
15A-125V, 1875W




**90-2630 Ivory**  
6 Outlet Grounded Adapter  
15A-125V-1875W



**90-806**  
Three or Two Adapter  
Polarized  
15A-125V



**90-1404 White**  
**90-1405 Brown**  
Add-On Outlet, Non-Polarized  
18/2 SPT-1  
10A-125V  
Non UL




**80-2411**  
White Triple Grounded  
Polarized Cube Tap  
15A-125V-1875 Total Watts






Bulk wire.....	125-131
Cord sets.....	132-137
Extension cords.....	138-141
Power supply cords & accessories .....	142-143
<b>Wires, Cords, Accessories</b>	
Surge suppressors .....	144-145
Wire covers.....	146
Electrical tape & terminals.....	147
Lighting accessories & wire connectors.....	148-149
Bushings.....	150
Flood lights.....	151
Ampacity charts, power supply cord terminology....	152





## Bulk Wire – Multi Conductor Lamp & Lighting Wire Spools



### 18/2 SPT-1 105°C, 250 Ft./Spool

- 93-130 White
- 93-132 Black
- 93-131 Brown
- 93-138 Clear Silver
- 93-139 Clear Gold
- 93-140 Metallic Gold
- 93-241 Ivory



10A-300V-1250W MAX  
Packing: 8 Spools/Master



### 18/2 SPT-1.5 105°C, 250 Ft./Spool

- 93-336 Clear Gold
- 93-337 Clear Silver
- 93-338 Black
- 93-343 Brown



10A-300V-1250W MAX  
Packing: 4 Spools/Master



### 18/2 SPT-2 105°C, 250 Ft./Spool

- 93-127 Black
- 93-168 Clear Silver
- 93-129 Clear Gold
- 93-126 White
- 93-128 Brown
- 93-242 Ivory



10A-300V-1250W MAX  
Packing: 4 Spools/Master



### 16/2 SPT-2 105°C, 250 Ft./Spool

- 93-141 White
- 93-142 Brown
- 93-165 Clear Gold
- 93-166 Black
- 93-167 Clear Silver



13A-300V-1625W MAX  
Packing: 4 Spools/Master

## Bulk Wire Lighting Wire Spools

### 20/2 SPT-1 105°C Wire, 250 Ft./Spool

- 93-134 Clear Gold
- 93-186 Black
- 93-187 Clear Silver
- 93-188 Brown



300V

Packing: 8 Spools/Master

**UL Approved**



### 22/2 SPT-1 105°C Wire, 250 Ft./Spool

- 93-133 Clear Gold
- 93-184 Black
- 93-185 Clear Silver
- 93-189 Brown

Packing: 8 Spools/Master

**Non UL**



### 18/1 Grounding Wire, 500 Ft./Spool

- 93-110 Bare Copper
- 93-115 Tinned Copper

Packing: 4 Spools/Master

**Non UL**



### Spools



## Bulk Wire

### Lighting Wire Spools



#### 14/1 Stranded UL1316 105°C AWM, THHN 500 Ft./Spool

93-353 White  
93-354 Black  
93-355 Green  
Rated: 600V  
Diameter .139

Packing: 1 Spools/Master



#### 18/1 Stranded UL 1316 105°C AWM TFN-PVC Nylon Wire, 1000 Ft./Spool

93-329 White  
93-330 Black  
Rated: 1000V  
Diameter .090

Packing: 4 Spools/Master



#### 18/1 Stranded AWM UL 3173 125°C Wire, 500 Ft./Spool

93-318 Black  
93-319 White  
Rated: 600V  
Diameter .113

Packing: 4 Spools/Master



#### 18/1 Stranded AWM UL 3321 150°C Wire, 500 Ft./Spool

93-320 Black  
93-321 White  
Rated: 600V  
Diameter .113

Packing: 4 Spools/Master



#### 18/1 Stranded Braid 200°C SF-1 Wire, 250 Ft./Spool

93-205 White  
93-206 Black  
Rated: 600V  
Diameter .094

Packing: 4 Spools/Master



## Bulk Wire Lighting Wire Spools

### 18/1 Stranded AWM 105°C UL 1015 Wire, 500 Ft./Spool

93-315 Black  
93-316 White  
93-317 Green  
Rated: 600V  
Diameter: .031

Packing: 4 Spools/Master



### 18/1 Solid 105°C AWM TFN-PVC 105°C Nylon Wire, 500 Ft./Spool

93-203 White  
93-204 Black  
93-341 Green  
93-345 Red  
93-346 Blue  
93-347 Yellow  
93-371 Violet  
93-372 Orange  
Rated: 600V  
Diameter: .031

Packing: 4 Spools/Master



### 18/1 Stranded AWM TFN-PVC 105°C Nylon Wire, 500 Ft./Spool

93-349 White  
93-350 Black  
93-351 Green  
Rated: 600V  
Diameter: .031

Packing: 4 Spools/Master



## Bulk Wire

### Pulley Wire Spools—SVT, SJT & Teflon



#### 18/2 SJT 105°C Pulley Cord, 250 Ft./Spool

93-311 Black  
93-312 White  
Rated: 300V  
Diameter: .289  
Packing: 2 Spools/Master



#### 18/3 SJT 105°C Pulley Cord, 250 Ft./Spool

93-313 Black  
93-314 White  
Rated: 300V  
Diameter: .310  
Packing: 2 Spools/Master




#### 18/2 SVT 105°C Pulley Cord, 250 Ft./Spool

93-183 Black  
93-150 White  
Rated: 300V  
Diameter: .234  
Packing: 4 Spools/Master



#### 18/3 SVT 105°C Pulley Cord, 250 Ft./Spool

93-182 Black  
93-144 White  
Rated: 300V  
Diameter: .250  
Packing: 4 Spools/Master



#### 18/3 SVT 105°C Pulley Cord, 250 Ft./Spool (Non-UL Listed)

93-332 Clear Silver  
93-333 Clear Gold  
Rated: 300V  
Diameter: .250  
Packing: 4 Spools/Master



#### 18/3 SVT 105°C Pulley Cord, 250 Ft./Spool

93-373 Clear Silver  
Rated: 300V  
Diameter: .250  
Packing: 4 Spools/Master



#### 18/3 FEP PVC 600V High Temperature 105°C Teflon Wire - Tinner Copper, 250 Ft./Spool

93-340 Clear Silver  
Rated: 600V  
Diameter: .206  
Packing: 4 Spools/Master





## Bulk Wire

### Lighting Wire (Non UL & UL Listed) Rayon Braid Spools

#### 18/1 Rayon Braid 90°C Wire, 250 Ft./Spool (Non-UL Listed)

93-207 Gold  
 93-208 Gold with Red Marker  
 Diameter: .031  
 Packing: 8 Spools/Master



#### 18/1 Rayon Braid 90°C Wire, 250 Ft./Spool (Non-UL Listed)

93-374 Gold twisted wire  
 Packing: 8 Spools/Master




#### 18/2 Rayon Braid 90°C Wire, 250 Ft./Spool (Non-UL Listed)

93-209 White  
 93-210 Brown  
 93-211 Black  
 93-212 Gold  
 Diameter: .234  
 Packing: 2 Spools/Master




#### 18/2 Rayon Braid 105°C Wire, 300V, 250 Ft./Spool

93-363 Red  
 93-364 Orange  
 93-365 Silver  
 93-366 Dark Green  
 93-367 Light Green  
 93-368 Dark Blue  
 Rated: 300V  
 Diameter: .250  
 Packing: 2 Spools/Master



#### 18/3 Rayon Braid 105°C Wire, 300V, 250 Ft./Spool

93-357 Red  
 93-358 Orange  
 93-359 Silver  
 93-360 Dark Green  
 93-361 Light Green  
 93-362 Dark Blue  
 93-369 Black  
 93-370 White  
 Rated: 300V  
 Diameter: .256  
 Packing: 2 Spools/Master



## Bulk Wire

### Grounded Wires with Lugs



**93-322**  
1/8 IP Round Ground Lug  
w/10 Ft. 18/1 Bare Copper Ground Wire

**80-1964**  
1/8 IP Round Ground Lug  
w/12" 18/1 Bare Copper Ground Wire

**80-2330**  
1/8 IP Round Ground Lug  
w/6 Ft. 18/1 Bare Copper Ground Wire



**93-334**  
1/8 IP Round Ground Lug  
w/10 Ft. 18/1 Tinned Copper Ground Wire

**80-1965**  
1/8 IP Round Ground Lug  
w/12" 18/1 Tinned Copper Ground Wire



**93-335**  
1/4 IP Round Ground Lug  
w/10 Ft. 18/1 Bare Copper Ground Wire

**80-1966**  
1/4 IP Round Ground Lug  
w/12" 18/1 Bare Copper Ground Wire



**93-325**  
1/4 IP Round Ground Lug  
w/10 Ft. 18/1 Tinned Copper Ground Wire

**80-1967**  
1/4 IP Round Ground Lug  
w/12" 18/1 Tinned Copper Ground Wire



**93-326**  
8/32 Ground Lug  
w/10" 18/1 Bare Copper Ground Wire

**80-2377**  
8/32 Ground Lug  
w/10" 18/1 Green AWM Ground Wire

### Terminals - Round & Spade



**80-2331** Brass  
**80-2332** Nickel  
1/8 IP Lug



**80-2333** Brass  
**80-2334** Nickel  
1/4 IP Lug



**80-2335** Brass  
"U" Shape Lug



## Bulk Wire

### Lamp & Lighting Wire 2500 Ft. Reels

#### 18/2 SPT-1 105°C Wire, 2500 Ft./Reel

- 93-300 Clear Gold
  - 93-301 Clear Silver
  - 93-302 Black
  - 93-352 Ivory
  - 93-356 Brown
- Rated: 300V

Packing: 1 Spool/Master



#### 18/2 SPT-1.5 105°C Wire, 2500 Ft./Reel

- 93-303 Clear Gold
  - 93-304 Clear Silver
  - 93-305 Black
  - 93-339 Brown
- Rated: 300V

Packing: 1 Spool/Master



#### 18/2 SPT-2 105°C Wire, 2500 Ft./Reel

- 93-306 Clear Gold
  - 93-307 Clear Silver
  - 93-308 Black
  - 93-309 White
  - 93-310 Brown
  - 93-344 Ivory
- Rated: 300V

Packing: 1 Spool/Master



#### 2500 Ft. Reels



## Cord Sets

18/2 SPT-1 105°C, 10AMP-125V-1250W



All Cord Sets - Molded Polarized Plug - Tinned Tips 3/4" Strip with 2" Slit

### 6 Ft. - 24" Hank - 200 Ctn.

- 80-2305 Brown
- 80-2306 White
- 80-2398 Black
- 80-2474 Clear Silver
- 80-2475 Clear Gold

### 7 Ft. - 36" Hank - 200 Ctn.

- 90-2416 Ivory
- 90-2417 White
- 90-2598 Brown

### 8 Ft. - 36" Hank - 200 Ctn.

- 90-1523 White
- 90-1524 Brown
- 90-1525 Black
- 90-1526 Clear Gold
- 90-1527 Clear Silver
- 90-2418 Ivory
- 90-2392 Metallic Gold

### 9 Ft. - 36" Hank - 200 Ctn.

- 80-2304 Clear Gold

### 10 Ft. - 48" Hank - 150 Ctn.

- 90-2460 White
- 90-2461 Black
- 90-2462 Brown
- 90-2463 Clear Gold
- 90-2464 Clear Silver
- 90-2628 Ivory

### 12 Ft. - 72" Hank - 150 Ctn.


- 90-2033 White
- 90-2034 Black
- 90-2035 Brown
- 90-2036 Clear Gold
- 90-2037 Clear Silver
- 90-1923 Metallic Gold

### 15 Ft. - No Hanking - 100 Ctn.

- 90-1528 White
- 90-1529 Brown
- 90-1530 Black
- 90-1531 Clear Gold
- 90-1532 Clear Silver

### 20 Ft. - No Hanking - 100 Ctn.

- 90-1534 White
- 90-1535 Brown
- 90-1536 Black
- 90-1537 Clear Gold
- 90-1538 Clear Silver





# Cord Sets

18/2 SPT-2 105°C, 10AMP-125V-1250W

## All Cord Sets - Molded Polarized Plug - Tinned Tips 3/4" Strip with 2" Slit

### 8 Ft. - 36" Hank - 200 Ctn.

- 90-100 White
- 90-101 Brown
- 90-102 Black
- 90-105 Clear Gold
- 90-967 Clear Silver

### 8 Ft. - 36" Hank - 200 Ctn. w/ Warning Label Attached

- 80-2372 Clear Silver
- 80-2373 Brown
- 80-2374 Clear Gold

### 9 Ft. - 36" Hank - 150 Ctn.

- 90-2038 Clear Gold
- 90-2039 Brown
- 90-2042 Black
- 90-2101 Clear Silver

### 10 Ft. - 36" Hank - 150 Ctn.

- 90-2183 Clear Gold
- 90-2184 Clear Silver
- 90-2185 Black
- 90-2599 Brown

### 12 Ft. - 72" Hank - 150 Ctn.

- 90-1413 White
- 90-1414 Brown
- 90-1415 Black
- 90-1416 Clear Gold
- 90-1417 Clear Silver

### 12 Ft. - 72" Hank - 150 Ctn. w/ Warning Label Attached

- 80-2375 Brown
- 80-2376 Clear Silver

### 15 Ft. - No Hanking - 100 Ctn.

- 90-103 Clear Gold
- 90-490 Brown
- 90-491 White
- 90-492 Black
- 90-493 Clear Silver

### 20 Ft. - No Hanking - 50 Ctn.

- 90-496 Brown
- 90-497 White
- 90-498 Black
- 90-460 Clear Silver
- 90-462 Clear Gold



90-1566 Plug Cover



80-1698 Warning Labels



90-100

## Cord Sets

18/2 SPT-2, 18/3 SPT-2 105°C, 10AMP-125V-1250W



### Flat Plug Cord Set 18/2 SPT-2-105°C Molded Plug - Tinned Tips 3/4" Strip with 2" Slit

#### 8 Ft. - 36" Hank - 200 Ctn.

- 90-2323 White
- 90-2324 Brown
- 90-2321 Black
- 90-2320 Clear Gold
- 90-2322 Clear Silver

#### 12 Ft. - 72" Hank - 150 Ctn.

- 90-2390 Clear Gold

#### 15 Ft. - No Hanking - 50 Ctn.

- 80-2308 Clear Silver

#### 20 Ft. - No Hanking - 50 Ctn.

- 80-2309 Clear Silver




90-1566 Plug Cover



### Flat Plug Cord Set 18/3 SPT-2-105°C Molded Plug - Tinned Tips 3/4" Strip with 3" Slit

#### 10 Ft. - No Hank - 100 Ctn.

- 90-2435 Black
- 90-2436 Clear Silver
- 90-2437 Clear Gold
- 90-2459 White





## Cord Sets

18/2 SPT-2 105°C, 10AMP-125V-1250W

### Full Tinned Cord Set 18/2 SPT-2-105°C - Molded Plug Full Tinned Tips for Push-In Terminals - 3/4" Strip with 2" Slit

#### 8 Ft. - 36" Hank - 200 Ctn.

- 90-2043 Clear Gold
- 90-2044 Black
- 90-2046 Brown
- 90-2045 Clear Silver
- 90-2087 Clear Gold w/White Stripe
- 90-2186 Clear Gold w/White Stripe & Plug Guard

#### 10 Ft. - 36" Hank - 150 Ctn.

- 90-2642 Clear Silver
- 90-2643 Clear Gold
- 90-2596 Black

#### 12 Ft. - 72" Hank - 150 Ctn.

- 90-2047 Clear Gold
- 90-2048 Clear Silver

#### 16 Ft. - 72" Hank -100 Ctn.

- 80-2450 Clear Silver



### Rayon Cord Sets

18/2 SPT-2 105°C w/Molded Polarized Plug, Tinned Tips Strip with 2" Slit

#### 8 Ft. - 200 Ctn.

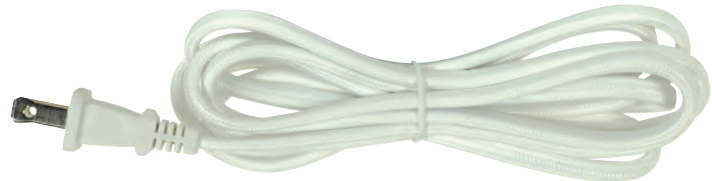
- 80-2288 Black - C UL US Approved
- 80-2289 White - C UL US Approved
- 80-2463 Silver - RU Approved

#### 10 Ft. - 150 Ctn.

- 80-2290 Black - C UL US Approved
- 80-2291 White - C UL US Approved
- 80-2464 Silver - RU Approved

#### 12 Ft. - 50 Ctn.

- 80-2466 Black - RU Approved
- 80-2467 White - RU Approved
- 80-2465 Silver - RU Approved





## Cord Sets w/ Line Switches

On-Off Line Switch, 10AMP-125V-1250W



All Cord Sets - Molded Plug - Tinned Tips 3/4" Strip with 2" Slit

### 6 Ft. 18/2 SPT-1 105°C

Switch 18" From Free End

24" Hank - 200 Ctn.

80-2261 White

80-2262 Brown

80-2397 Black

### 8 Ft. 18/2 SPT-1 105°C

Switch 24" From Free End

36" Hank - 200 Ctn.

90-1581 White

90-1582 Brown

90-1583 Black

90-1584 Clear Gold

90-1585 Clear Silver



### 8 Ft. 18/2 SPT-2 105°C

Switch 24" From Free End

36" Hank - 200 Ctn.

90-106 White


90-107 Brown

90-723 Clear Gold

90-968 Clear Silver

90-1425 Black

#### Colors Available



## 8 Ft. Cord Sets w/Hi-Low Switch - 18/2 SPT-2 105°C

### 8 Ft. 18/2 SPT-2 105°C

Switch 29" From Free End


36" Hank - 100 Ctn.

90-2309 Clear Gold

90-2310 Clear Silver



90-1566 Plug Cover




## Cord Sets

### Heavy Duty 3 Prong Grounded, 10AMP-125V-1250W

#### 18/2 SVT - 105°C 2 Prong Molded Plug, Stripped & Slit

90-2574 15 Ft. White - 50 Ctn.  
 90-2575 15 Ft. Black - 50 Ctn.  
 Diameter: .234




#### 18/3 SVT - 105°C 3 Prong Molded Plug, Stripped & Slit

90-2085 8 Ft. Black - 100 Ctn.  
 90-2086 10 Ft. Black - 100 Ctn.  
 90-2210 12 Ft. Black - 50 Ctn.  
 90-2243 15 Ft. Black - 50 Ctn.  
 Diameter: .250



#### 18/3 SVT - 105°C 3 Prong Molded Plug, Stripped & Slit

90-2414 8 Ft. White - 100 Ctn.  
 90-2413 10 Ft. White - 100 Ctn.  
 90-2415 15 Ft. White - 50 Ctn.  
 Diameter: .250



#### 18/3 SVT - 105°C 3 Prong Molded Plug, Stripped & Slit

90-2403 8 Ft. Clear Silver - 100 Ctn. - Non-UL  
 90-2312 10 Ft. Clear Silver - 100 Ctn. - Non-UL  
 90-2313 10 Ft. Clear Gold - 100 Ctn. - Non-UL  
 90-2406 12 Ft. Clear Silver - 100 Ctn. - Non-UL

80-2556 10 Ft. Clear Silver - 100 Ctn. - UL Approved  
 80-2557 15 Ft. Clear Silver - 100 Ctn. - UL Approved  
 80-2560 10 Ft. Clear Gold - 100 Ctn. - UL Approved  
 80-2561 15 Ft. Clear Gold - 100 Ctn. - UL Approved  
 Diameter: .250



#### 18/3 SJT - 105°C 3 Prong Molded Plug, Stripped & Slit

90-2208 6 Ft. Black - 100 Ctn.  
 90-2209 8 Ft. Black - 50 Ctn.  
 90-2325 10 Ft. Black - 50 Ctn.  
 Diameter: .310



#### 18/3 SJTW - 105°C 3 Prong Molded Plug, Stripped & Slit, Outdoor Rated

80-2313 15 Ft. Black - 50 Ctn.  
 Diameter: .330





## Extension Cords—Indoor Use Only

Coiled 12 Ft. (Coiled Cords)



### 12 Ft. Coiled (Extended) Extension Cords - 16/2 SPT-2

All extension cords rated at 13A 125V 1625 watts maximum and supplied with safety cover to conceal unused outlets. Indoor use only.

93-179 Blue

93-175 Yellow

93-170 White

93-174 Red

93-169 Green

93-173 Black

Packing: 48/Master, 12/Inner, 1/Card





# Extension Cords—Indoor Use Only

## 16/2 SPT-2, 16/3 SJT

### Extension Cords (Indoor Only)—16/2 SPT-2

All extension cords rated at 13A 125V 1625 watts maximum and supplied with safety cover to conceal unused outlets.

White	Brown	Green
<b>93-192</b> 6 Ft.	<b>93-193</b> 6 Ft.	<b>93-5020</b> 6 Ft.
<b>93-194</b> 9 Ft.	<b>93-195</b> 9 Ft.	<b>93-5021</b> 9 Ft.
<b>93-196</b> 12Ft.	<b>93-197</b> 12 Ft.	<b>93-5022</b> 12 Ft.
<b>93-198</b> 15 Ft.	<b>93-199</b> 15 Ft.	<b>93-5023</b> 15 Ft.

Packing: 50 Master



WIRES, CORDS, ACCESSORIES

### Extension Cords (Indoor Only)—16/3 SJT

Rated: 13A 125V 1625 Watts

Brown	White
<b>93-5044</b> 6 Ft.	<b>93-5045</b> 6 Ft.
<b>93-5046</b> 9 Ft.	<b>93-5047</b> 9 Ft.
<b>93-5048</b> 12Ft.	<b>93-5049</b> 12 Ft.

Packing: 50 Master



93-5044

93-5045



## Extension Cords

Heavy Duty 16/3, 14/3, 12/3



### #14/3 Ga. SPT-3 Gray Air Conditioner/Appliance Cords

Cat No.	Footage	Description	Amps	Wattage	Master/Inner
93-5000	3 ft.	14-3 SPT-3 Gray Cord w/Sleeve	15A/125V	1875W	24
93-5001	6 ft.	14-3 SPT-3 Gray Cord w/Sleeve	15A/125V	1875W	24
93-5002	9 ft.	14-3 SPT-3 Gray Cord w/Sleeve	15A/125V	1875W	12
93-5003	12 ft.	14-3 SPT-3 Gray Cord w/Sleeve	15A/125V	1875W	12
93-5004	15 ft.	14-3 SPT-3 Gray Cord w/Sleeve	15A/125V	1875W	12

### #16/3 Ga. SJTW-3 Orange Outdoor Extension Cords

Cat No.	Footage	Description	Amps	Wattage	Master/Inner
93-5034	8 ft.	16-3 SJTW-3 Orange Cord w/Sleeve	13A/125V	1625W	24
93-5035	15 ft.	16-3 SJTW-3 Orange Cord w/Sleeve	13A/125V	1625W	12
93-5005	25 ft.	16-3 SJTW-3 Orange Cord w/Sleeve	13A/125V	1625W	12
93-5006	50 ft.	16-3 SJTW-3 Orange Cord w/Sleeve	13A-125V	1625W	12
93-5007	100 ft.	16-3 SJTW-3 Orange Cord w/Sleeve	10A-125V	1250W	6



### #14/3 Ga. SJTW-3 Orange Outdoor Extension Cords

Cat No.	Footage	Description	Amps	Wattage	Master/Inner
93-5008	25 ft.	14-3 SJTW-3 Orange Cord w/Sleeve	15A/125V	1875W	12
93-5009	50 ft.	14-3 SJTW-3 Orange Cord w/Sleeve	15A/125V	1875W	6
93-5010	100 ft.	14-3 SJTW-3 Orange Cord w/Sleeve	13A/125V	1625W	6



### #12/3 Ga. SJTW-3 Orange Outdoor Extension Cords

Cat No.	Footage	Description	Amps	Wattage	Master/Inner
93-5017	25 ft.	12-3 SJTW-3 Orange Cord w/Sleeve	15A/125V	1875W	12
93-5018	50 ft.	12-3 SJTW-3 Orange Cord w/Sleeve	15A/125V	1875W	6
93-5019	100 ft.	12-3 SJTW-3 Orange Cord w/Sleeve	13A/125V	1625W	4



# Extension Cords

## Heavy Duty 16/3, 12/3

### #16/3 Ga. SJTW-3 Green Outdoor Extension Cords

Cat No.	Footage	Description	Amps	Wattage	Master/Inner
93-5024	25 ft.	16-3 SJTW-3 Green Cord w/Sleeve	13A/125V	1625W	12
93-5025	50 ft.	16-3 SJTW-3 Green Cord w/Sleeve	13A/125V	1625W	12
93-5026	80 ft.	16-3 SJTW-3 Green Cord w/Sleeve	10A/125V	1250W	4



### #16/3 Ga. SJTW-3 White Outdoor Extension Cord

Cat No.	Footage	Description	Amps	Wattage	Master/Inner
93-5027	35 ft.	16-3 SJTW-3 White Cord w/Sleeve	13A-125V	1625W	6

### #12/3 Ga. 3 Outlet Outdoor Extension Cord

Cat No.	Footage	Description	Amps	Wattage	Master/Inner
93-5030	2 ft.	12-3 STW Orange 3 Outlet Cord	15A-125V	1875W	12






## Power Supply Cords & Accessories Heavy Duty Dryer, Range, Garbage Disposal




### Replacement Dryer Cords (indoor use only)

Cat No.	Footage	Description	Amps	Wattage	Master/Inner
93-5039	4 ft. - 3 Wire	10-3 SRDT Gray Flat	30A/125V-250V	7500W	12
93-5028	6 ft. - 3 Wire	10-3 SRDT Gray Flat	30A/125V-250V	7500W	12
93-5031	4 ft. - 4 Wire	10-4 SRDT Black Round	30A/125V-250V	7500W	12
93-5029	6 ft. - 4 Wire	10-4 SRDT Black Round	30A/125V-250V	7500W	12



### Replacement Range Cords (indoor use only)

Cat No.	Footage	Description	Amps	Wattage	Master/Inner
93-5032	3 ft. - 3 Wire	6-2 — 8-1 SRDT Gray Flat	50A/125V-250V	12500W	12
93-5036	4 ft. - 3 Wire	6-2 — 8-1 SRDT Gray Flat	50A/125V-250V	12500W	12
93-5037	6 ft. - 3 Wire	6-2 — 8-1 SRDT Gray Flat	50A/125V-250V	12500W	12
93-5033	4 ft. - 4 Wire	6-2 — 8-2 SRDT Black Round	50A/125V-250V	12500W	12
93-5038	6 ft. - 4 Wire	6-2 — 8-2 SRDT Black Round	50A/125V-250V	12500W	12



### Replacement Garbage Disposal Cords (indoor use only)

Cat No.	Footage	Description	Amps	Wattage	Master/Inner
93-5040	3 ft. - 3 Wire	16-3 SPT-2 Black	13A/125V	1625W	24
93-5043	6 ft. - 3 Wire	16-3 SPT-2 Black	13A/125V	1625W	24

## Power Supply Cords & Accessories

### Heavy Duty Extension, Power & Trouble Light Cords

#### 3 Fan Outlet Orange Outdoor Extension Cord



Cat No.	Footage	Description	Amps	Wattage	Master/Inner
93-5053	25 ft. - 3 Wire	16-3 SJTW Orange	13A-125V	1625W	12



#### 3 Outlet Indoor Banana Extension Cord



Cat No.	Footage	Description	Amps	Wattage	Master/Inner
93-5056	12 ft. - 3 Wire	16-3 SJT Black	13A-125V	1625W	12



#### Power Supply Angle Pigtail Cord (indoor use only)



Cat No.	Footage	Description	Amps	Wattage	Master/Inner
93-5041	6 ft. - 3 Wire	16-3 SPT-2	13A-125V	1625W	24



#### Black Metal Trouble Light w/Cage & Yellow Outlet (indoor use only)



Cat No.	Footage	Description	Amps	Wattage	Master/Inner
93-5050	25 ft. - 3 Wire	16-3 SJTW	0.625A-120V	75W MAX.	12

**NOTE: Maximum Wattage is 75W**



#### Black Metal Trouble Light - Less Cage (indoor use only) – Non-UL

Cat No.	Footage	Description	Amps	Wattage	Master/Inner
93-5051	6 ft. - 2 Wire	18-2 SJTW	0.625A-120V	75W MAX.	12

**NOTE: Maximum Wattage is 75W**

#### Triple Orange Outdoor Grounded 3 Outlet Current Tap



Cat No.	Footage	Description	Amps	Wattage	Master/Inner
93-5042	No Wire	3 Outlet Current Tap	15/A-125V	1875W	48/12





## Surge Suppressors

6 Outlet Strips Indoor Use Only



Flat Plug

**91-220** 3' Cord - 14/3 SJT  
**91-229** 6' Cord - 14/3 SJT  
 6 Outlet Standard Surge Strip  
 w/Flat Plug, 245 Joules Rating  
 On/Off Switch with  
 Built-In Resettable  
 Circuit Breaker  
 15A-125V, 1875W  
 Packing: 12/Master



**91-221** 4' Cord - 14/3 SJT  
 6 Outlet Superior  
 Surge Strip,  
 540 Joules Rating  
 On/Off Switch with  
 Built-In Resettable  
 Circuit Breaker and  
 Indicator Light  
 15A-120V, 1800W  
 Packing: 12/Master



**91-222** 4' Cord - 14/3 SJT  
 6 Outlet Professional  
 Metal Surge Strip,  
 540 Joules Rating  
 On/Off Switch with  
 Built-In Resettable  
 Circuit Breaker and  
 Indicator Light  
 15A-120V, 1800W  
 Packing: 12/Master



**91-223**  
 6 Outlet Surge Wall Tap  
 540 Joules Rating  
 15A-120V, 1800W  
 Packing: 12/Master






## Surge Suppressors Indoor Use Only



**91-233** 6' 14/3 SJT w/ Flat Plug  
7 Outlet Surge Strip, Lighted On-Off Switch w/ Circuit Breaker,  
1500 Joules Rating, Surge Indicator Light,  
2-2.1 USB Chargers, 1 Adapter Receptacle,  
15A-120V-1875W  
Packed 4



**91-234** 6' 14/3 SJT w/ Flat Plug  
8 Outlet Surge Strip, Lighted On-Off Switch w/Circuit Breaker,  
3000 Joules Rating, Surge Indicator Light,  
2-2.1 USB Chargers, 2 Coax Cable Protection,  
2 Adapter Receptacles,  
15A-120V-1875W  
Packed 4




**91-235** 6' 14/3 SJT w/ Straight Plug  
6 Outlet Metal Surge Strip,  
Lighted On-Off Switch w/ Circuit Breaker,  
1200 Joules Rating, Surge Indicator Light,  
1 Adapter Receptacle,  
15A-120V-1875W  
Packed 6



**91-236** 6' 14/3 SJT w/ Straight Plug  
3 Outlet Surge Strip  
Lighted On-Off Switch w/ Built-In Circuit Breaker,  
450 Joules Rating, Surge Indicator Light  
2-2.1 USB Chargers, 1 Adapter Receptacle  
15A-120V-1800W  
Packed 12



**91-231** 6' 14/3 SJT w/ Straight Plug  
6 Outlet Surge Strip,  
Lighted On-Off w/Built-In Circuit Breaker,  
900 Joules Rating, Surge Indicator Light,  
2-2.1 USB Chargers, 1 Adapter Receptacle,  
15A-120V-1875W  
Packed 6



**91-232** 6' 14/3 SJT w/ Straight Plug  
6 Outlet Metal Strip,  
Lighted On-Off w/Built-In Circuit Breaker,  
300 Joules Rating, Surge Indicator Light,  
1 Adapter Receptacle  
15A-120V-1875W  
Packed 12

## Wire Covers



**S70-830 White**  
Inside Elbow  
Packing: 144/Master 12/Inner



**S70-832 White**  
Outside Elbow  
Packing: 144/Master 12/Inner



**S70-829 White**  
Straight Coupling  
Packing: 144/Master 12/Inner



**S70-831 White**  
Flat Elbow  
Packing: 144/Master 12/Inner



**S70-826**  
40" White  
Packing: 24/Master

### A Complete Do-It-Yourself Self Sticking Wire Cover System

- For:
- Wall lamps
  - Extension cords
  - Ceiling swag lighting
  - Telephones
  - Home alarm systems
  - Stereo and VCR
  - Track lighting
  - CATV cable
  - Speaker wire
  - Television wire

Wire Covers and Couplings available in white and can be painted.



# Electrical Tape & Terminals PVC Insulation

Electrical Tape 3/4" x 60 Ft. in Colors - 200 pcs. to Master



90-1420 Black



90-1814 White



90-1907 Red



90-1908 Yellow



90-1909 Blue



90-1910 Green

## Terminals - Round & Spade



80-2331 Brass  
80-2332 Nickel  
1/8 IP Lug



80-2333 Brass  
80-2334 Nickel  
1/4 IP Lug



80-2335 Brass  
"U" Shape Lug

## Lighting Accessories Cages & Warehouse Shades



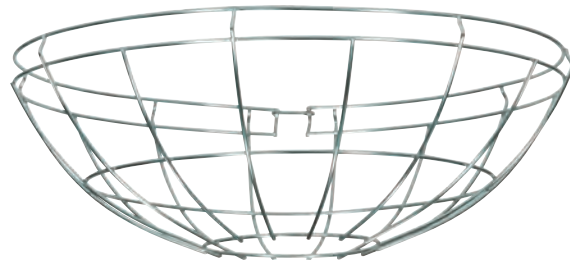
**90-1310** Brass    **90-1917** White  
**90-1912** Nickel    **90-1918** Unfinished  
**90-1916** Black    **90-1919** Dark Antique  
 Light Bulb Cage  
 Height: 5 1/4" - 3 3/4" Dia.  
 Packing: 60/Master 10/Inner



**90-2612**  
 Yellow Trouble Light  
 Plastic Cage  
 Suitable For Outdoor Locations  
 Height: 6 1/2" - 5-1/4" Dia.  
 Packing: 12/Master



**SF76-660** Green    **SF76-661** Brushed Nickel  
**SF76-284** Black    **SF76-662** Old Bronze  
**SF76-283** White    **SF76-663** Red  
 Warehouse Shades  
 (1) 100W-A19  
 Dimensions: 16" W x 8 1/8" H  
 w/12 Ft. 18/3 SVT Cord



**80-1979**  
 Wire Cage for Warehouse Shades  
 Fits Items: 76-283, 76-284, 76-660, 76-661, 76-662, 76-663  
 Width: 15 1/2" Height: 5 1/4" with Adjustable Clamp  
 Packing: 6/Master



# Wire Connectors

## Splice Connectors for Ballast Disconnect



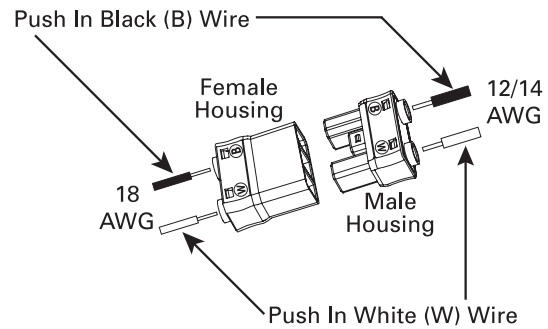
**90-2536**  
Orange 2 Piece Snap Together Connector for Solid or Tinned Tip Wire: 18 AWG (Female Housing)  
12/14 AWG (Male Housing)  
3A-125V, 1.3A-277V 105°C



**80-2010**  
Yellow (small) 2 Piece Snap Together Connector for Solid or Tinned Tip Wire: 18/12 AWG (Female Housing)  
18 AWG (Male Housing)  
6A-600V 105°C

### Splice Connector Instructions

Provides fast & easy disconnect/connect of hot & neutral wires, reducing shock hazard during ballast replacement.



### Wing Nut Wire Connectors w/Spring Inserts for 105°C Supply Wire 600V



<b>90-2237</b> Yellow (105°C) 4 # 18 Max.	<b>90-2238</b> Tan (105°C) 9 # 18 Max.	<b>90-2239</b> Red (105°C) 5 # 16 Max.	<b>90-2240</b> Grey (105°C) 4 # 12 Max.	<b>90-2241</b> Blue (105°C) 4 # 10 Max.
---	--	--	---	---

### High Heat 150°C



**90-1418**  
High Heat  
Black  
(150°C)  
2 # 18  
Max.

### Wire Connectors w/Spring Inserts for 105°C Supply Wire 600V



<b>90-1852</b> Small Blue (105°C) 3 # 18 Max.	<b>90-1419</b> Medium Orange (105°C) 5 # 18 Max.	<b>90-1440</b> Large Yellow (105°C) 6 # 18 Max.	<b>90-1421</b> Extra Large Red (105°C) 8 # 18 Max.
--	---	--	---

### Porcelain Connectors (Non UL) for High Heat 150°C 300V



<b>90-1311</b> Small (150°C) 2 # 18 Max.	<b>90-1312</b> Medium (150°C) 4 # 18 Max.	<b>90-1313</b> Large (150°C) 6 # 18 Max.
--	---	--

### Plastic Connectors for 105°C Supply Wire 300V



<b>90-396</b> Ext. Small (105°C) 2 # 18 Max.	<b>90-469</b> Small (105°C) 4 # 18 Max.	<b>90-470</b> Medium (105°C) 5 # 18 Max.
--	---	--



# WIRES, CORDS, ACCESSORIES

## Bushings

Assorted Nylon, Metal, Plastic

### Nylon Snap-In Bushings



**90-157** Black  
for 5/16" Hole



**90-1824** Gold  
for 5/16" Hole



**90-158** Black  
for 3/8" Hole



**90-1825** Gold  
for 3/8" Hole



**90-161** Black  
for 7/16" Hole



**90-180** Gold  
for 7/16" Hole

### Metal Strain Reliefs



**90-1158**  
Small



**90-998**  
Small with Tab



**90-1159**  
Large with Tab

### Plastic Pipe Bushings



**90-1422**  
1/8 IP



**90-1423**  
1/4 IP

### Plastic Bushings

#### 1/8 IP



**90-327** White  
1/8 IP Male



**90-328** Black  
1/8 IP Male



**90-321** White  
1/8 IP Female



**90-322** Black  
1/8 IP Female




**90-325** White  
1/4 IP Male

#### 1/4 IP



**90-326** Black  
1/4 IP Male



**90-323** White  
1/4 IP Female



**90-324** Black  
1/4 IP Female

### Plastic Bushings & Strain Relief For 18/2 SVT Wire



**80-2550**  
Clear  
1/8 IP  
Strain Relief  
w/Set Screw



**80-2338**  
Black  
1/8 IP  
Strain Relief  
w/Set Screw



**80-2342**  
White  
1/8 IP  
Strain Relief  
w/Set Screw



**80-2339**  
Black  
1/8 IP  
Bushing



**80-2340**  
White  
1/8 IP  
Bushing



**80-2341**  
Silver  
1/8 IP  
Bushing



**80-2549**  
Clear  
1/8 IP  
Bushing



**80-2495**  
White  
Strain Relief  
For E12



## Flood Outdoor Garden Lights, Wet Location

### 5 LED Plastic Cast Flood Light w/Ground Stake - Head Pivots 180°

Cat No.	Wire Type	Color	Length	Watts	Pack
93-5058	18/2 SJTW	Green	6 Ft. w/plug	3.4W-120V	6/1



### Single Plastic Flood Light w/Round Plate For Dual Mounting and Ground Stake - 180° Rotation Wall Mount - Rated for 100W Floodlight, Ground Stake Mounting - Rated for 150W Floodlight

Cat No.	Wire Type	Color	Length	Watts	Pack
SF77-325	18/2 SJTW	Green	6 Ft. w/plug	150W-120V	12/1

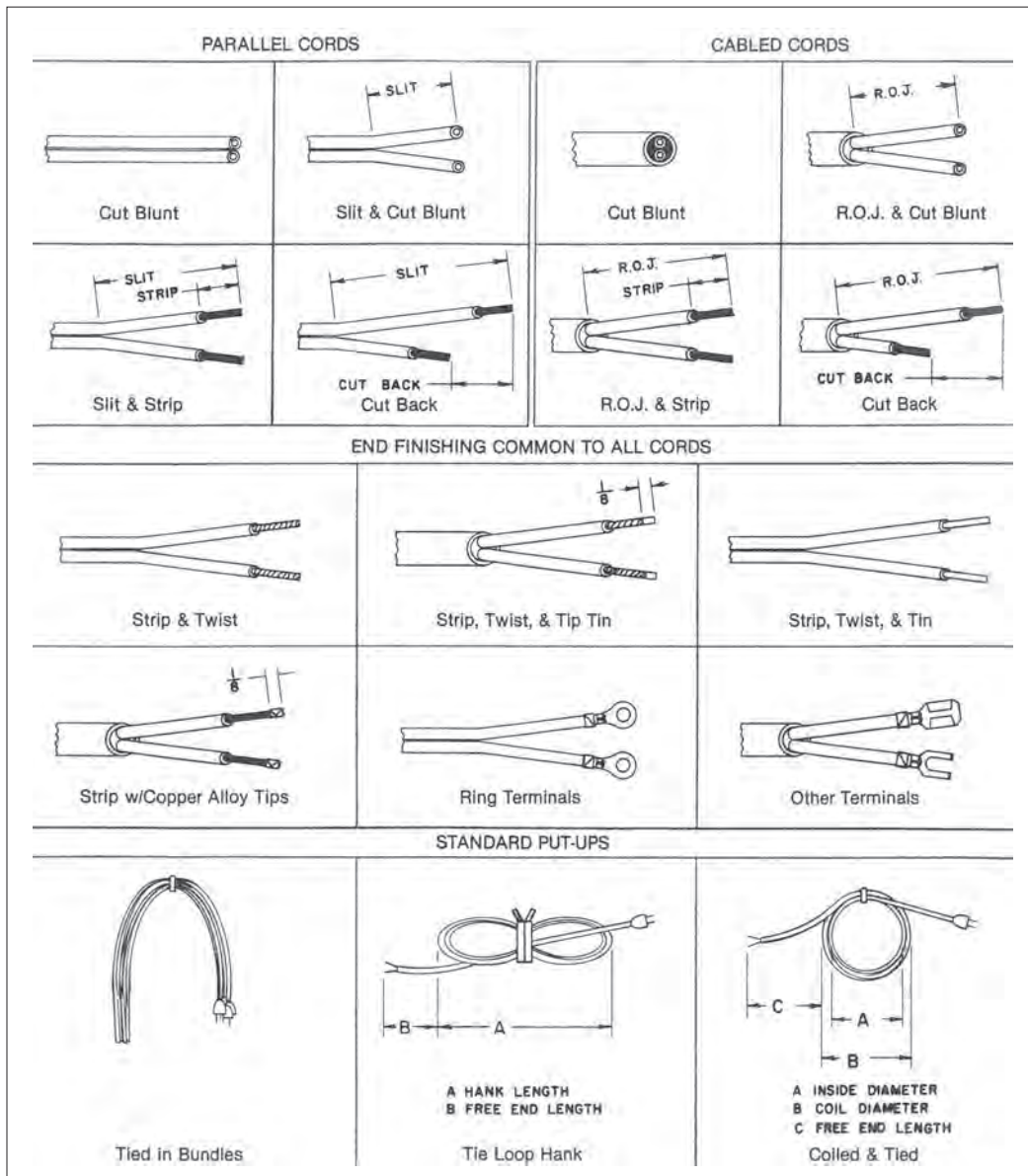


# WIRES, CORDS, ACCESSORIES

## Ampacity Charts

- Amperage is a measure of the electrical current flowing through a circuit. Current is measured in amperes or “amps”. You must use the correct size wire for the amperage requirement of the circuit to prevent the wire from over heating.
- The number and type of electrical devices connected to a circuit determine the amperage requirement of the circuit. Usually, a general purpose house circuit is designed for 20 amps. Lighting circuits may be designed for only 15 amps.
- To calculate the amperage for a circuit, first add up the wattage of all the electrical devices that will be on the circuit. Then, divide the total wattage by the voltage of the system, 110 or 220, and that will give you the expected current or amps.

## Power Supply Cord Terminology



Harps & accessories..... 155-156  
 Knobs & finials..... 157-160  
 Reel & bulk chain..... 161-163  
 Steel & brass nipple ..... 164-165  
 Cross bars & lamp parts..... 166-167  
 Locknuts & washers ..... 168-169  
 Check rings ..... 170-171  
 Washers & steel pipe..... 172

# Hardware & Lamp Parts

Fixture & screw collar loops ..... 173-175  
 Hardware, caps, screws & bushings ..... 176-178  
 Brass couplings & balls ..... 179  
 Brass necks & spindles ..... 180  
 Brass swivels..... 181  
 Armbands & elbows..... 182  
 Swag hook kits & drop ceiling/track accessories ..... 183  
 Spacers & candle cups ..... 184  
 Steel necks ..... 185  
 Candle covers ..... 186-191  
 Bead chain & accessories, pulls & tassels ..... 192  
 Crystal & lighting accessories ..... 193-194



## Harps & Accessories

Heavy Duty Harps 1/8 IP Saddle, 1/4-27 Thread

### Polished Brass Finish: 125 Ctn.

- 90-2203 - 6"
- 90-2204 - 6 1/2"
- 90-919 - 7"
- 90-552 - 7 1/2"
- 90-2235 - 7 3/4"
- 90-920 - 8"
- 90-553 - 8 1/2"
- 90-921 - 9"
- 90-554 - 9 1/2"
- 90-922 - 10"
- 90-555 - 10-1/2"
- 90-923 - 11"
- 90-556 - 11 1/2"
- 90-924 - 12"
- 90-557 - 12 1/2"
- 90-925 - 13"
- 90-2256 - 13 1/2"
- 90-2257 - 14"
- 90-2520 - 15"



### Polished Nickel Finish: 125 Ctn.

- 90-2205 - 6"
- 90-2206 - 6 1/2"
- 90-2000 - 7"
- 90-2007 - 7 1/2"
- 90-2236 - 7 3/4"
- 90-2001 - 8"
- 90-2008 - 8 1/2"
- 90-2002 - 9"
- 90-2009 - 9 1/2"
- 90-2003 - 10"
- 90-2010 - 10 1/2"
- 90-2004 - 11"
- 90-2011 - 11 1/2"
- 90-2005 - 12"
- 90-2012 - 12 1/2"
- 90-2006 - 13"
- 90-2258 - 13 1/2"
- 90-2259 - 14"
- 90-2521 - 15"



### Antique Brass Finish: 125 Ctn.

- 90-2264 - 6"
- 90-2265 - 7"
- 90-2266 - 8"
- 90-2267 - 9"
- 80-2293 - 9 1/2"
- 90-2268 - 10"
- 80-2294 - 10 1/2"
- 90-2269 - 11"
- 90-2270 - 12"



### Dark Antique Brass Finish: 125 Ctn.

- 80-2552 - 6"
- 80-2555 - 6 1/2"
- 90-2088 - 7"
- 90-2078 - 7 1/2"
- 90-2089 - 8"
- 90-2079 - 8 1/2"
- 80-2177 - 9"
- 90-2080 - 9 1/2"
- 80-2152 - 10"



### 1/8 IP - 2-3/4" Wide Saddles for CFL—Heavy Duty

- 90-2340 1/8 IP Saddle - Brass Plated
- 90-2341 1/8 IP Saddle - Nickel Plated



### 1/2" Finial—Zinc Die Cast 1/4-27

- 80-1181 Polished Brass Finish
- 80-1182 Nickel Finish
- 80-1518 Antique Brass
- 80-1519 Dark Antique Brass



### 1/8 IP & 1/4 IP—Heavy Duty Saddles

- 80-2149 1/8 IP Saddle - Antique Brass
- 90-2291 1/8 IP Saddle - Brass Plated
- 90-2292 1/8 IP Saddle - Nickel Plated
- 90-2031 1/4 IP Saddle - Brass Plated
- 90-2032 1/4 IP Saddle - Nickel Plated



### Shade Rings—Plated 3/4" Diameter (10 gauge)

- 90-2456 3 Hole Brass
- 90-2533 3 Hole Nickel
- 90-2457 4 Hole Brass
- 90-2534 4 Hole Nickel



## Harps & Accessories

### Light Duty Harps 1/8 IP Saddle, 1/4-27 Thread

#### Polished Brass Finish: 125 Ctn.

- 90-2029 - 4"
- 90-2030 - 5"
- 90-2374 - 5 1/2"
- 90-2376 - 6"
- 90-570 - 6 1/2"
- 90-219 - 7"
- 90-558 - 7 1/2"
- 90-220 - 8"
- 90-559 - 8 1/2"
- 90-221 - 9"
- 90-560 - 9 1/2"
- 90-222 - 10"
- 90-561 - 10 1/2"
- 90-223 - 11"
- 90-562 - 11 1/2"
- 90-224 - 12"
- 90-563 - 12 1/2"
- 90-225 - 13"
- 90-571 - 13 1/2"
- 90-2378 - 14"
- 90-2522 - 15"




#### Polished Nickel Finish: 125 Ctn.

- 90-2242 - 4"
- 90-2028 - 5"
- 90-2375 - 5 1/2"
- 90-2377 - 6"
- 90-2020 - 6 1/2"
- 90-2013 - 7"
- 90-2021 - 7 1/2"
- 90-2014 - 8"
- 90-2022 - 8 1/2"
- 90-2015 - 9"
- 90-2023 - 9 1/2"
- 90-2016 - 10"
- 90-2024 - 10 1/2"
- 90-2017 - 11"
- 90-2025 - 11 1/2"
- 90-2018 - 12"
- 90-2026 - 12 1/2"
- 90-2019 - 13"
- 90-2027 - 13 1/2"
- 90-2379 - 14"
- 90-2523 - 15"



#### Dark Antique Brass Finish: 125 Ctn.

- 90-2081 - 7"
- 90-2082 - 8"
- 90-2083 - 9"
- 80-2151 - 10"



All Harps are measured  
from the top of the harp  
(not including the 1/4-27 thread riser)  
to the bottom of the assembled saddle.

#### 1/8 IP - 2-3/4" Wide Saddles for CFL—Light Duty

- 90-2338 1/8 IP Saddle - Brass Plated
- 90-2339 1/8 IP Saddle - Nickel Plated



#### 1/2" Finial—Zinc Die Cast 1/4-27

- 80-1181 Polished Brass Finish
- 80-1182 Nickel Finish
- 80-1518 Antique Brass
- 80-1519 Dark Antique Brass





#### 1/8 IP & 1/4—Light Duty Saddles

- 90-2293 1/8 IP Saddle - Brass Plated
- 90-2289 1/8 IP Saddle - Nickel Plated
- 90-2093 1/4 IP Saddle - Brass Plated
- 90-2094 1/4 IP Saddle - Nickel Plated



#### Steel Finials—Plated 1/4-27

-   
 90-139 1/2" Brass
-   
 90-2453 1/2" Nickel
- 90-136 1" Brass
- 90-2454 1" Nickel
- 90-137 1 1/2" Brass
- 90-2455 1 1/2" Nickel



## Harps & Accessories

### Heavy Duty Cup Harps 1/4-27 Thread

#### Polished Brass Finish

- 90-2246 - 6"
- 90-2248 - 7"
- 90-2250 - 8"
- 90-2252 - 9"
- 90-2254 - 10"



#### Polished Nickel Finish

- 90-2247 - 6"
- 90-2249 - 7"
- 90-2251 - 8"
- 90-2253 - 9"
- 90-2255 - 10"



All Harps are measured exact size. (not including Harp Cup)

#### Bulb Clips – 1/4-27



**90-2535**  
3" Dia. Ring  
with Bulb Clip  
Brass Plated



**90-2529**  
2" Short  
Medium Base,  
Bulb Clip & Finial  
Brass Plated



**90-940**  
3 5/8" H - 2 1/8" Dia.  
Medium Base,  
Bulb Clip  
Brass Plated



**90-1567**  
2 5/8" H - 1" Dia.  
Candelabra Base,  
Bulb Clip  
Brass Plated

#### Steel & Solid Brass Risers – 1/4-27



Steel  
Brass Plated  
**90-2458** 1 1/2"  
**90-142** 1"  
**90-2597** 1 1/2"  
**90-141** 2"



Solid Brass  
Burnished &  
Lacquered  
**90-1562** 1/2"  
**90-140** 1"  
**90-1589** 1 1/2"  
**90-701** 2"

#### 2-1/2" H - 2 1/4" Dia. Heavy Duty Cup for Swing Arm Lamps



**90-2353**  
Polished Brass Finish



**90-2354**  
Nickel Finish

#### Socket Saddle Protector



**80-1197**  
Steel U-Bracket  
Unfinished

# Knobs & Finials

## Die Cast Assorted Finishes



Bud Finial  
1 3/8" Height - 1/8 IP  
**90-1723** Polished Brass  
**90-1724** Antique Brass  
**90-1725** Polished Chrome



Acorn Finial  
1 1/2" Height - 1/8 IP  
**90-133** Polished Brass  
**90-1712** Antique Brass  
**90-1713** Polished Chrome



Spindle Finial  
2 1/4" Height - 1/8 IP  
**90-135** Polished Brass



Bullet Finial  
2" Height - 1/4-27  
**90-1717** Polished Brass  
**90-1718** Antique Brass  
**90-1719** Polished Chrome



Modern Finial  
1 1/2" Height - 1/4-27  
**90-1714** Polished Brass  
**90-1715** Antique Brass  
**90-1716** Polished Chrome



Pyramid Finial  
1 1/2" Height - 1/4-27  
**90-1720** Polished Brass  
**90-1721** Antique Brass  
**90-1722** Polished Chrome




**90-762**  
Use 90-762 to Reduce  
1/8 IP to 1/4-27  
(Thread on Lamp Harp)



Small Pyramid Knob  
3/4" Height - 1/8 IP  
**90-959** Polished Brass



Large Pyramid Knob  
1 1/4" Height - 1/8 IP  
**90-1160** Polished Brass  
**90-1161** Antique Brass  
**90-1711** Polished Chrome



1" Plain Knob - 1/8 IP - 3/8" H  
**90-1050** Polished Brass  
**90-1051** Polished Chrome

## Knobs & Finials

### Solid Brass Assorted Finishes



**90-886** Burnished & Lacquered  
Urn Finial  
1 3/4" Height - 1/8 IP



**90-130** Burnished & Lacquered  
Small Spindle Finial  
1 7/8" Height - 1/4-27



**90-1731** Polished Brass  
Large Spindle Finial  
2 3/8" Height - 1/4-27



**90-838** Brass  
Burnished & Lacquered  
**80-2102** Nickel  
Bullet Finial  
2" Height - 1/8 IP



**90-1735** Polished Brass  
Urn Finial  
1 7/16" Height - 1/4-27



**90-837** Burnished & Lacquered  
Acorn Finial  
1 1/2" Height - 1/8 IP



**90-1732** Polished Brass  
Finial  
1 1/2" Height - 1/4-27



**90-1733** Brass  
Burnished & Lacquered  
**80-2103** Nickel  
Polished Tear Drop Finial  
1 1/2" Height - 1/8 IP



**90-842** Brass Ball Finial  
1 1/4" Height, 3/4" Dia. - 1/8 IP  
Burnished & Lacquered

**80-1880** Satin Nickel Ball Finial  
1 1/4" Height, 3/4" Dia. 1/4-27



**90-132** Burnished & Lacquered  
Ball Finial  
1 3/8" Height, 7/8" Dia. 1/8 IP



**90-1386** Burnished & Lacquered  
Ball Knob Finial  
1 1/8" Height - 1/4-27



**90-762**  
Use **90-762** to Reduce  
1/8 IP to 1/4-27  
(Thread on Lamp Harp)

# Decorative Finials

Solid Brass Polished



**90-1744** Polished Brass  
Flame Ribbed Brass Finial  
2 3/4" Height - 1/4-27



**90-1743** Polished Brass  
Leaf Brass Finial  
3 1/2" Height - 1/4-27



**90-1745** Polished Brass  
U-Shaped Leaf Brass Finial  
2 3/4" Height - 1/4-27



**90-1734** Polished Brass  
Large Urn Finial  
2 3/4" Height - 1/8 IP



**90-1746** Polished Brass  
Fan Brass Finial  
3" Height - 1/4-27



**90-1747** Polished Brass  
Oriental Brass Finial  
2 3/4" Height - 1/4-27

## Decorative Finials



**90-1748**  
Ceramic  
Urn Finial  
2 1/2" Height - 1/4-27



**90-1741**  
Wood Ball Finial  
1 5/8" Height - 1/4-27



**90-1738**  
Diamond Cut Crystal Finial  
2 1/4" Height - 1/4-27



**90-1737**  
Pendant Cut Crystal Finial  
2 3/4" Height - 1/4-27



**90-1739**  
U-Drop Cut Crystal Finial  
3 1/4" Height - 1/4-27




**90-1736**  
Ball Cut Crystal Finial  
2 1/4" Height - 1/4-27

# Reel Chain

## 11 Gauge / 8 Gauge


### 11 Gauge Chain - 50 Yds. (150 Ft.) to Reel / 1 Reel Master



15 lbs.  
MAX

<b>79-200</b> Brass Finish	<b>79-204</b> Antique Brass Finish	<b>79-201</b> Nickel Finish	<b>79-233</b> White Finish	<b>79-203</b> Black Finish	<b>79-205</b> Spanish Type Brass Finish (120' Reel)	<b>79-206</b> Spanish Type Antique Brass Finish (120' Reel)
----------------------------------	---	-----------------------------------	----------------------------------	----------------------------------	--	---

### 8 Gauge Chain - 100 Ft. to Reel / 1 Reel to Master



35 lbs.  
MAX

<b>79-209</b> Brass Finish	<b>79-212</b> Antique Brass Finish	<b>79-210</b> Nickel Finish	<b>79-213</b> White Finish	<b>79-211</b> Black Finish
----------------------------------	---	-----------------------------------	----------------------------------	----------------------------------



**90-099**  
Malleable Iron Chain  
Pliers  
Packing: 1 Box / 50 master





## Bulk Chain

1 Yard Lengths—11 Gauge / 8 Gauge

### 11 Gauge Chain



**15 lbs.  
MAX**

**Specifications**

- 1 1/2" Link length
- 7/8" Link width
- 3/32" Thick
- 1 Yard length
- 200 Yards/Ctn.

**90-070**  
Brass  
Finish

**90-071**  
Antique  
Brass  
Finish

**90-072**  
Black  
Finish

**90-077**  
Nickel  
Finish

**90-670**  
White  
Finish

### 8 Gauge Chain



**35 lbs.  
MAX**

**Specifications**

- 1 1/2" Link length
- 7/8" Link width
- 1/8" Thick
- 1 Yard length
- 100 Yards/Ctn.

**79-455**  
Brass  
Finish

**79-464**  
Antique  
Brass  
Finish

**79-460**  
Nickel  
Finish

**79-458**  
White  
Finish

**79-457**  
Black  
Finish

# Bulk Chain

1 Yard Lengths—8 Gauge / 4 Gauge / Specialty Chain

## 8 Gauge Chain



**35 lbs. MAX**

- Specifications**
- 1 1/2" Link length
  - 7/8" Link width
  - 1/8" Thick
  - 1 Yard length
  - 24 Yards/Ctn.

**25-1067**  
Old Bronze  
Finish

**25-1072**  
Textured  
White  
Finish

**25-1069**  
Brushed  
Nickel  
Finish

**25-1080**  
Copper  
Bronze  
Finish

**25-1074**  
Flemish  
Gold  
Finish

**25-1081**  
Dorado  
Bronze  
Finish

## 4 Gauge Chain



**90-080**  
Brass  
Finish

**90-081**  
Antique  
Brass  
Finish

**90-000**  
Nickel  
Finish

**90-085**  
Black  
Finish

**79-466**  
White  
Finish

**50 lbs. MAX**

- Specifications**
- 1-3/4" Link length
  - 1 1/8" Link width
  - 1/4" Thick
  - 1 Yard length
  - 50 Yards/Ctn.

## Specialty Chain



**90-078**  
Spanish  
Type  
Polished  
Brass  
Finish

**90-086**  
Spanish  
Type  
Antique  
Brass  
Finish

**79-432**  
Fluorescent  
Chrome  
Finish

**79-306**  
#12  
Jack  
Chain  
100 Ft.  
Lengths

**15 lbs. MAX**

- Specifications**
- 1 Yard length
  - 100 Yards/Ctn.

## Steel Nipples - Bulk Pack Zinc Plated & Unfinished

### 1/8 IP Steel Nipple—Zinc Plated



1/8 IP  
Thread Size  
3/8" Wide

Item No.	Length	Item No.	Length	Item No.	Length	Item No.	Length
90-1028	3/8"	90-1008	2 1/8"	90-1030	5 1/4"	90-2105	16"
90-280	1/2"	90-289	2 1/4"	90-1031	5 1/2"	90-2106	18"
90-281	5/8"	90-290	2 1/2"	90-1198	5 3/4"	90-2107	20"
90-282	3/4"	90-1012	2 5/8"	90-255	6"	90-271	24"
90-1021	7/8"	90-1022	2 3/4"	90-1004	6 1/8"	90-270	30"
90-283	1"	90-291	3"	90-1281	6 1/2"	90-274	36" Unfinished
90-284	1 1/8"	90-292	3 1/4"	90-1005	7"	90-2233	36"
90-258	1 1/4"	90-293	3 1/2"	90-256	8"	90-2108	45"
90-285	1 3/8"	90-1014	3 3/4"	90-2102	9"	90-2109	48"
90-286	1 1/2"	90-294	4"	90-1068	10"	90-2110	54"
90-2111	1 5/8"	90-1023	4 1/4"	90-2103	11"	90-2627	60"
90-257	1 3/4"	90-1003	4 1/2"	90-1009	11 1/2"	90-2625	72"
90-287	1 7/8"	90-1029	4 3/4"	90-272	12"		
90-288	2"	90-295	5"	90-2104	14"		

Zinc plated steel except 90-274 (36") which is unfinished steel

### 1/4 IP Steel Nipple—Zinc Plated



1/4 IP  
Thread Size  
1/2" Wide

Item No.	Length	Item No.	Length	Item No.	Length	Item No.	Length
90-296	1/2"	90-2115	2 1/4"	90-261	5"	90-2127	24"
90-1199	5/8"	90-301	2 1/2"	90-2118	5 1/4"	80-2361	36"
90-302	3/4"	90-1162	2 3/4"	90-2119	5 1/2"	90-1063	36" Unfinished
90-2112	7/8"	90-259	3"	90-2120	5 3/4"	90-2545	48"
90-297	1"	90-1026	3 1/4"	90-262	6"	90-2546	48" Unfinished
90-2113	1 1/8"	90-1027	3 1/2"	90-2121	7"	90-2594	50"
90-1000	1 1/4"	90-1163	3 3/4"	90-2122	8"	80-2362	60"
90-2114	1 3/8"	90-260	4"	90-2123	9"	80-1938	72"
90-298	1 1/2"	90-2116	4 1/4"	90-2124	10"		
90-1025	1 3/4"	90-1002	4 1/2"	90-2125	11"		
90-299	2"	90-2117	4 3/4"	90-2126	12"		

Zinc plated steel except 90-1063 (36") & 90-2546 (48") which are unfinished steel

### 3/8 IP Steel Nipple—Zinc Plated



3/8 IP  
Thread Size  
5/8" Wide

Item No.	Length	Item No.	Length	Item No.	Length	Item No.	Length
90-2128	1/2"	90-2131	1 1/8"	90-1062	2"	90-609	5"
90-2129	5/8"	90-1018	1 1/4"	90-607	2 1/2"	90-610	6"
90-1016	3/4"	90-2132	1 3/8"	90-1060	3"	80-2363	36"
90-2130	7/8"	90-606	1 1/2"	90-1173	3 3/4"	90-611	36" Unfinished
90-1015	1"	90-1017	1 3/4"	90-608	4"	90-2626	48"

Zinc plated steel except 90-611 (36") which is unfinished steel

# Steel Nipples - Bulk Pack

## Yellow Zinc Plated (YZP) & Solid Brass

### 1/8 IP Steel Yellow—Zinc Plated (YZP)

Item No.	Length	Item No.	Length	Item No.	Length	Item No.	Length
90-5003	3/8"	90-5032	4"	90-5092	11 1/2"	90-5152	19"
90-5004	1/2"	90-5036	4 1/2"	90-5096	12"	90-5156	19 1/2"
90-5005	5/8"	90-5040	5"	90-5100	12 1/2"	90-5160	20"
90-5006	3/4"	90-5044	5 1/2"	90-5104	13"	90-5168	21"
90-5007	7/8"	90-5048	6"	90-5108	13 1/2"	90-5176	22"
90-5008	1"	90-5052	6 1/2"	90-5112	14"	90-5180	22 1/2"
90-5010	1 1/4"	90-5056	7"	90-5116	14 1/2"	90-5184	23"
90-5012	1 1/2"	90-5060	7 1/2"	90-5120	15"	90-5192	24"
90-5014	1 3/4"	90-5064	8"	90-5124	15 1/2"	90-2622	30"
90-5016	2"	90-5068	8 1/2"	90-5128	16"	90-5199	36"
90-5020	2 1/2"	90-5072	9"	90-5132	16 1/2"	90-5200	45"
90-5024	3"	90-5076	9 1/2"	90-5136	17"	90-5201	48"
90-5026	3 1/4"	90-5080	10"	90-5140	17 1/2"	90-5203	54"
90-5028	3 1/2"	90-5084	10 1/2"	90-5144	18"	90-2623	60"
90-5030	3 3/4"	90-5088	11"	90-5148	18 1/2"		



1/8 IP  
Thread Size  
3/8" Wide

### 1/8 IP Solid Brass Nipples—Unfinished

Item No.	Length	Item No.	Length	Item No.	Length	Item No.	Length
90-2211	3/8"	90-1188	1 1/2"	90-1192	3"	90-2137	5"
90-1182	1/2"	90-2133	1 5/8"	90-1193	3 1/4"	90-2138	5 1/2"
90-1183	5/8"	90-2134	1 3/4"	90-1194	3 1/2"	90-2158	6"
90-1184	3/4"	90-1189	2"	90-2136	3 3/4"	90-2234	36"
90-1185	1"	90-1190	2 1/4"	90-1195	4"		
90-1186	1 1/8"	90-1191	2 1/2"	90-1196	4 1/4"		
90-1187	1 1/4"	90-2135	2 3/4"	90-1197	4 1/2"		



1/8 IP  
Thread Size  
3/8" Wide

### 1/4 IP Solid Brass Nipples—Unfinished

Item No.	Length	Item No.	Length	Item No.	Length	Item No.	Length
90-2518	1/2"	90-2472	7/8"	90-2475	2"	90-2476	3 1/2"
90-2519	5/8"	90-2473	1"	90-2407	2 1/2"		
90-2471	3/4"	90-2474	1 1/2"	90-2385	3"		



1/4 IP  
Thread Size  
1/2" Wide

### Thread Size Reference Guide


4-36	6-32	8-32	1/4-20	1/4-27	5/16-27	1/8 IPS	1/4 IPS	3/8 IPS
3/32"	1/8"	5/32"	1/4"	1/4"	5/16"	3/8"	1/2"	5/8"



## Cross Bars

### Assorted Cross Bars

#### Gem Bars 1/8 IP



**90-113 - Non-UL**  
3/4" x 3 7/8"



**90-1125 with Ground Screw** - 3/4" x 3 7/8"

#### Cross Bars 1/4 IP



**90-110**  
1" x 4 3/8"



**90-1126 with Ground Screw** - 1" x 4 3/8"  
**90-2477 with Ground Screw** - 1" x 4 3/8" (heavy duty)

#### Cross Bar 3/8 IP



**90-1065**  
1" x 4 3/8"

#### Adjustable Cross Bar—Non-UL



**90-179 Center Hole Slips 3/8 IP**  
Adjusts from 4 1/2" to 6 1/2"

#### Offset Cross Bars



**90-109**  
1" x 4 5/8"  
Screw Holes - 4 1/4" Center to Center



**90-112**  
1" x 4"  
Screw Holes - 2 3/4", 3 3/8" and 3 1/2"  
Center to Center  
Center Hole Slips 3/8 IP  
with Ground Screw

#### Double Cross Bars—Non-UL



**90-575**  
Screw Holes - 2 3/4" and 3 7/8"  
Center to Center



**90-1073**  
Screw Holes - 2 3/4" and 3 7/8"  
Center to Center with Ground Screw

#### Flat—Heavy Duty Crossbar - Non-UL


**80-2146**  
1/8 IP Center Hole Only  
No Screw Holes  
1" x 6"



# Lamp Parts


## Universal Crossbars & Lamp Parts

### Round Universal Crossbar—Flat Sides



**90-1784**  
4" L x 3 1/2" Dia.  
Screw Holes 2 3/4" x 3 1/2"  
Center to Center

### Universal Crossbar



**90-111**  
4" L x 3" Dia.  
Screw Holes 2 3/4" x 3 1/2"  
Center to Center  
**90-2478** with Grounded Screw

### Round Universal Crossbar—Non-UL



**90-1650**  
4" Round  
Screw Holes 2 3/4" x 3 1/2"  
Center to Center  
**90-1785** with Ground Screw

### 5/8" Small Ceiling Hickey w/Screw Hole - 8/32



**90-5310** 1/8 IP x 1/8 IP

### 1" Ceiling Hickey (No Hole & 8/32 Tapped Hole)



<b>90-114</b>	1/8 IP x 1/4 IP	No Hole
<b>90-115</b>	1/8 IP x 1/8 IP	No Hole
<b>90-178</b>	1/8 IP x 3/8 IP	No Hole
<b>90-1705</b>	1/4 IP x 1/4 IP	Tapped Hole
<b>90-175</b>	1/4 IP x 3/8 IP	Tapped Hole
<b>90-589</b>	3/8 IP x 3/8 IP	No Hole
<b>90-612</b>	1/2 IP x 1/2 IP	No Hole

### 1" Malleable Iron Hickey



<b>90-1127</b>	1/8 IP x 1/8 IP
<b>90-1128</b>	1/8 IP x 1/4 IP
<b>90-1217</b>	1/8 IP x 3/8 IP
<b>90-1565</b>	1/4 IP x 1/4 IP
<b>90-1129</b>	1/4 IP x 3/8 IP
<b>90-598</b>	3/8 IP x 3/8 IP
<b>90-613</b>	1/2 IP x 1/2 IP

### 1" Small Ceiling Hickey w/Screw Hole - 8/32



**80-2015** 1/8 IP x 1/8 IP

### Ceiling Extension



**90-165** 1"  
**90-593** 1 3/8"  
3/8 IP Male x 3/8 IP Female

### Crowfoot



**90-1130** 3/8 IP Male



## Locknuts & Washers

Steel Unfinished, Brass Plated, Zinc Plated

### Locknuts, Pal Nuts and Toothwashers

#### Steel Locknuts - 1/8 IP



9/16" Hex., 1/8" Thick  
**90-001** Unfinished  
**90-1036** Brass Plated  
**90-1037** Zinc Plated



9/16" Hex., 3/16" Thick  
**90-034** Unfinished  
**90-033** Brass Plated  
**90-1035** Zinc Plated



1/2" Hex., 1/8" Thick  
**90-187** Unfinished  
**90-1066** Brass Plated  
**90-1636** Zinc Plated



1/2" Hex., 3/16" Thick  
**90-1648** Unfinished  
**90-1646** Brass Plated  
**90-1649** Zinc Plated

#### Steel Locknuts - 1/4 IP



11/16" Hex., 1/8" Thick  
**90-1038** Unfinished  
**90-591** Brass Plated  
**90-171** Zinc Plated



3/4" Hex., 1/4" Thick  
**90-1702** Unfinished  
**90-1703** Brass Plated  
**90-1704** Zinc Plated



7/8" Dia., 1/8" Thick  
**90-002** Zinc Plated



1" Dia., 1/8" Thick  
**90-1424** Zinc Plated  
 Steel Square Locknut

#### Steel Locknuts



**90-015**  
 6/32  
 Zinc Plated



**90-017**  
 8/32  
 Zinc Plated



**90-018**  
 1/4-20  
 Zinc Plated



**90-019** Unfinished



**90-594** Brass Plated

#### Steel Pal Nuts 1/8 IP

#### Toothwashers 1/8 IP Slip



**90-390**  
 Unfinished



**90-392**  
 Brass Plated



**90-592**  
 Zinc Plated



**90-1874**  
 Nickel

#### External Toothwasher 1/8 IP Slip



**90-1875**  
 Nickel

#### Toothwasher 8/32 Slip



**90-1578**  
 Zinc Plated

#### Toothwashers 1/4 IP Slip



**90-1804**  
 Zinc Plated



**90-1579**  
 Unfinished



**90-1580**  
 Brass Plated

#### Toothwasher 3/8 IP Slip



**90-1698**  
 Zinc Plated

# Brass Locknuts

Brass Unfinished, Nickel Plated, Burnished & Lacquered

## Brass Round Knurled Locknuts 9/16" Diameter 1/8 IP - 3/32" Thick



**90-003**  
Burnished & Lacquered



**90-1042**  
Nickel Plated



**90-1699**  
Unfinished

## Brass Round Knurled Locknuts 3/4" Diameter 1/8 IP - 3/32" Thick



**90-004**  
Burnished & Lacquered



**90-1577**  
Nickel Plated



**90-1623**  
Unfinished

## Brass Hexagon Locknuts 1/8 IP



**90-172** Unfinished  
1/2" Hex., 1/8" Thick



**90-1385** Nickel Plated  
1/2" Hex., 1/8" Thick



**90-1700** Unfinished  
1/2" Hex., 3/16" Thick

## Brass Round Beaded Locknut 1/8 IP & 1/4 IP



**90-1634** 1/8 IP Unfinished  
9/16" Dia., 5/32" Thick  
**80-2227** 1/4 IP Unfinished  
9/16" Dia., 11/64" Thick



**90-1621** Unfinished  
3/4" Dia., 1/8" Thick  
**90-1858** Nickel  
3/4" Dia., 1/8" Thick



**90-016**  
Burnished & Lacquered

## Brass Hexagon Locknut 1/4 IP



**90-1701** Unfinished  
11/16" Hex., 3/16" Thick

## Brass Round Knurled Locknut 1/4 IP



**90-014** Burnished &  
Lacquered  
3/4" Dia., 1/8" Thick

## Brass Round Knurled Locknut 1/8 IP



**90-1601** Unfinished  
1" Dia., 1/8" Thick

## Check Rings

Steel Unfinished, Brass Plated, Nickel Plated

1/8 IP = 7/16" Dia.  
1/4 IP = 9/16" Dia.

### Curled Edge 1/8 IP Slip



Steel Check Ring  
Curled Edge  
1/8 IP Slip - Brass Plated

90-2049	1/2"	90-333	1 1/4"
90-379	5/8"	90-2061	1 3/8"
90-359	3/4"	90-364	1 1/2"
90-360	7/8"	90-350	1 3/4"
90-362	1"	90-351	2"
90-363	1 1/8"		



Steel Check Ring  
Curled Edge  
1/8 IP Slip - Nickel Plated

90-1661	1/2"	90-1095	1 1/4"
90-2051	5/8"	90-1806	1 3/8"
90-381	3/4"	90-1096	1 1/2"
90-383	7/8"	90-1644	1 3/4"
90-361	1"	90-1790	2"
90-1710	1 1/8"		



Steel Check Ring  
Curled Edge  
1/8 IP Slip - Unfinished

90-2050	1/2"	90-2059	1 1/4"
90-2052	5/8"	90-2062	1 3/8"
90-2053	3/4"	90-2063	1 1/2"
90-2055	7/8"	90-2074	1 3/4"
90-2056	1"	90-2076	2"
90-2058	1 1/8"		



Aluminum Check Ring  
1/8 IP Slip - Unfinished

90-2262 1"



Beaded Steel  
Check Ring  
1/8 IP Slip

90-388	1 1/8" Brass Plated
90-389	1 1/8" Nickel Plated



Steel Check Ring  
Curled Edge  
1/8 IP Slip - Vacuum Brass

90-176	1"
90-177	1 1/4"



Steel Check Ring,  
Curled Edge  
1/8 IP Slip - Antique Brass

90-1838	1/2"	90-1789	7/8"	90-2182	1 1/4"
90-1788	5/8"	90-1766	1"	90-1763	1 1/2"
90-1765	3/4"	80-2179	1 1/8"	90-1839	2"

### Straight Edge 1/8 IP Slip



Steel Check Ring  
Straight Edge  
1/8 IP Slip - Antique Brass

80-2319 2 3/4"



Steel Check Ring  
Straight Edge  
1/8 IP Slip - Brass Plated

90-353	1 1/4"	90-357	2"
90-354	1 1/2"	90-1772	3"
90-355	1 5/8"	90-1641	3 1/4"
90-356	1 3/4"		



Steel Check Ring,  
Straight Edge  
1/8 IP Slip - Unfinished

90-2064	1 5/8"	90-2070	2 1/2"	80-1204	3 3/4"
90-2066	1 7/8"	90-1640	2 3/4"	80-1282	4"
90-2067	2"	90-1654	3"	80-1205	4 1/4"
90-2068	2 1/8"	90-2072	3 1/4"		
90-2069	2 1/4"	90-2073	3 1/2"		

### Curled Edge 1/4 IP Slip



Steel Check Ring  
Curled Edge  
1/4 IP Slip - Brass Plated

90-358	3/4"	90-2091	1 1/2"
90-472	1"	90-2075	1 3/4"
90-473	1 1/4"	90-1656	2"



Steel Check Ring  
Curled Edge & Straight Edge  
1/4 IP Slip - Unfinished

90-2054	3/4"	90-2090	1 1/2"
90-2057	1"	90-2065	1 3/4" - Straight
90-1655	1 1/8"	90-2077	2"
90-2060	1 1/4"	90-2071	3" - Straight



Steel Check Ring  
Curled edge  
1/4 IP Slip - Nickel Plated

90-1888	3/4"	90-1833	1 1/4"
90-1752	7/8"	90-1834	1 1/2"
90-1832	1"	90-1835	2"

# Brass Check Rings

Brass Unfinished, Nickel Plated, Burnished & Lacquered

## Curled Edge 1/8 IP Slip Turned Brass Check Rings - Plated



Turned Brass Check Ring  
1/8 IP Slip  
Burnished & Lacquered

<b>90-2139</b>	1/2"	<b>90-1091</b>	1 1/4"
<b>90-2140</b>	5/8"	<b>90-1092</b>	1 1/2"
<b>90-2141</b>	3/4"	<b>90-2146</b>	1 3/4"
<b>90-2142</b>	7/8"	<b>90-1094</b>	2"
<b>90-1090</b>	1"		



Turned Brass Check Ring  
1/8 IP Slip  
Nickel Plated

<b>90-1093</b>	1"
<b>90-1088</b>	1 1/4"
<b>90-1089</b>	1 1/2"



Turned Brass Check Ring  
1/4 IP Slip  
Burnished & Lacquered

<b>90-2147</b>	3/4"
<b>90-2148</b>	7/8"
<b>90-2149</b>	1"
<b>90-2150</b>	1 1/2"

## Turned Brass Check Rings—Unfinished



Turned Brass Check Ring  
1/8 IP Slip - Unfinished

<b>90-1608</b>	1/2"	<b>90-1603</b>	1 3/8"
<b>90-1594</b>	5/8"	<b>90-1599</b>	1 1/2"
<b>90-1595</b>	3/4"	<b>90-1604</b>	1 5/8"
<b>90-1596</b>	7/8"	<b>90-1605</b>	1 3/4"
<b>90-1597</b>	1"	<b>90-1606</b>	1 7/8"
<b>90-1602</b>	1 1/8"	<b>90-1607</b>	2"
<b>90-1598</b>	1 1/4"		



Turned Brass Check Ring  
1/4 IP Slip - Unfinished

<b>90-1609</b>	5/8"	<b>90-1615</b>	1 3/8"
<b>90-1610</b>	3/4"	<b>90-1616</b>	1 1/2"
<b>90-1611</b>	7/8"	<b>90-1617</b>	1 5/8"
<b>90-1612</b>	1"	<b>90-1618</b>	1 3/4"
<b>90-1613</b>	1 1/8"	<b>90-1619</b>	1 7/8"
<b>90-1614</b>	1 1/4"	<b>90-1620</b>	2"

## Turned Brass Double Check Ring



1/8 IP Slip  
Burnished & Lacquered

<b>90-2151</b>	3/4"
<b>90-2152</b>	1"

## Knurled Solid Brass Check Ring



(Side View)

1/8 IP Tapped

<b>90-2438</b>	3/4"
<b>90-2439</b>	7/8"
<b>90-2440</b>	1"
<b>90-2441</b>	1 1/4"

## Solid Brass Square Check Ring



1/8 IP Slip

<b>90-2318</b>	3/4" Polished
<b>90-2319</b>	1" Polished

## Washers & Steel Pipe

Assorted Steel, Felt, Rubber, Plastic

### Steel Washers



Steel Washer  
1/8 IP Slip - 18 Gauge  
Unfinished

90-1652	7/8"	90-992	2"
90-985	1"	90-1218	2 1/2"
90-987	1 1/8"	90-995	3"
90-988	1 1/4"	90-1830	3 1/2"
90-989	1 1/2"		
90-991	1 3/4"		



Steel Washer  
1/4 IP Slip - 18 Gauge  
Unfinished

90-986	1"	90-1149	2 1/2"
90-1298	1 1/4"	90-996	3"
90-990	1 1/2"	90-1831	4"
90-1653	1 3/4"		
90-993	2"		
90-1660	2 1/4"		



Light Steel  
Washer  
1/8 IP Slip - 24 Gauge

<b>Brass Plated</b>	<b>Nickel Plated</b>
90-1020 5/8"	90-2634 3/4"
90-384 3/4"	90-2635 1"
90-385 1"	



Reducing  
Washer  
Brass Plated

90-365  
9/16" x 7/16"

### Felt, Rubber & Plastic Washers



Felt Washer  
1/8 IP Slip - White

90-1175	5/8"	90-1179	1 1/4"
90-1176	3/4"	90-1180	1 1/2"
90-1177	7/8"	90-1181	2"
90-1178	1"		



Rubber Washer  
1/8 IP Slip - White

90-386	1/2"	90-154	1 1/4"
90-152	3/4"	90-155	1 1/2"
90-153	7/8"	90-156	2"
90-387	1"		



Rubber Washer  
1/8 IP Slip - Black

90-1166	1/2"	90-1169	1 1/2"
90-1167	3/4"	90-1170	2"
90-1168	1"		
90-1174	1 1/4"		



Plastic Crystal Washer  
1-1/4" Dia., w/Lip - 1/8 IP Slip

90-1429

### Steel Pipe—1/8 IP 3/4" x 3/4" Threaded On Both Ends



Brass Plated




Nickel Plated



Raw Steel

Brass Plated	Nickel Plated	Raw Steel
90-276 4"	90-2501 4"	90-2507 4"
90-277 6"	90-2502 6"	90-2508 6"
90-278 8"	90-2503 8"	90-2509 8"
90-267 10"	90-2504 10"	90-2510 10"
90-268 12"	90-2505 12"	90-2511 12"
90-269 14"	90-2506 14"	90-2512 14"

### Adjustable Figurine



90-273  
10" - 15" 1/8 IP  
Threaded Ends  
Brass Plated

# Loops

## Die Cast Assorted Finishes

10 lbs.  
MAX

### 1" Male Loops—1/8 IP w/Wireway

							
90-1877 Brushed Nickel	90-200 Brass Plated	90-202 Antique Brass	90-204 Glossy Black	90-721 White	90-212 Chrome	90-206 Antique Copper	90-1878 Old Bronze

10 lbs.  
MAX

### 1" Female Loops—1/8 IP w/Wireway

						
90-201 Brass Plated	90-203 Antique Brass	90-205 Glossy Black	90-720 White	90-714 Chrome	90-2514 Brushed Nickel	90-1885 Old Bronze

10 lbs.  
MAX

### 1-1/2" Female Loops—1/8 IP w/Wireway

					
90-1896 White	90-2515 Brushed Nickel	90-249 Brass Plated	90-254 Antique Brass	90-599 Chrome	90-1857 Glossy Black

### 3/4" Loops 1/8 IP w/Wireway

	
90-957 1/8 IP Male Brass Plated	90-958 1/8 IP Female Brass Plated

### 2" Die Cast Fixture Loops—1/8 IP w/Wireway

20 lbs.  
MAX

			
90-1776 1 Notch Hang Straight Brass Plated	90-253 Brass Plated 90-340 Antique Brass 90-341 Chrome	90-263 Brass Plated 90-1726 Antique Brass 90-1727 Polished Chrome	Hang Straight Loop 90-1728 Polished Brass Plated 90-1729 Antique Brass 90-1730 Polished Chrome



## Die Cast Loops Assorted Finishes

25 lbs.  
MAX

### 1/8 IP Screw Collar Loops with Ring

1/8 IP



90-2342  
Brass Plated



90-2344  
Antique Brass



90-2343  
Chrome



90-2422  
White



90-2421  
Glossy Black



80-2287  
Unfinished



80-2310  
Brushed  
Nickel

### 1/4 IP Screw Collar Loops with Ring

1/4 IP



90-2595  
Unfinished



90-2494  
Brushed Nickel



90-2495  
Old Bronze



90-335  
Brass Plated



90-1848  
Brushed Pewter



90-336  
Antique Brass



90-337  
Chrome



90-338  
White



90-339  
Glossy Black



90-2614  
Flat Black

### 3/8 IP Screw Collar Loops with Ring

3/8 IP



90-1164  
Brass Plated



90-2352  
Antique Brass



90-2351  
Chrome



# Cast Solid Brass Loops

Assorted Finishes

## 1/8 IP Cast Brass Screw Collar Loops with Ring



**90-2295**  
Polished & Lacquered



**90-2301**  
Polished Chrome



**90-2294**  
Unfinished

**1/8 IP**  
Fits 1" Canopy Hole  
Ring Diameter 1 1/8"  
Height 1 3/4"

## 1/4 IP Cast Brass Screw Collar Loops with Ring



**90-1572**  
Polished & Lacquered



**90-2300**  
Polished Chrome



**90-1571**  
Unfinished



**90-2613**  
Nickel

**1/4 IP**  
Fits 1" Canopy Hole  
Ring Diameter 1 1/8"  
Height 1 3/4"

## 3/8 IP Cast Brass Screw Collar Loops with Ring



**90-2297**  
Polished & Lacquered



**90-2302**  
Polished Chrome



**90-2296**  
Unfinished

**3/8 IP**  
Fits 1" Canopy Hole  
Ring Diameter 1 1/8"  
Height 1 3/4"

## 1/4 IP Heavy Duty Cast Brass Screw Collar Loops with Ring



**90-2299**  
Polished & Lacquered



**90-2303**  
Polished Chrome



**90-2298**  
Unfinished

**1/4 IP**  
Fits 1 1/4" Canopy Hole  
Ring Diameter 1 5/8"  
Height 2 1/4"

## Lighting Hardware

### Cap Nuts—8/32



**90-208**  
Brass Plated



**90-209**  
Antique Brass



**90-210**  
Black



**90-710**  
Chrome



**90-1836**  
White



**90-1842**  
Bronze



**90-1873**  
Brushed  
Nickel

### Brass Balls—8/32



**90-666**  
Brass - 3/8" Dia.  
Burnished & Lacquered  
See page 179  
Additional Sizes & Finishes



**90-711**  
Knurled - 3/8" Dia.  
Burnished & Lacquered



**90-955**  
Knurled - 3/8" Dia.  
Burnished & Lacquered



**90-1837**  
Knurled - 3/8" Dia.  
Nickel

### Brass Knobs—8/32

### Brass Pear Knobs—8/32



**90-652**  
Brass  
Burnished & Lacquered



**90-651**  
Antique Brass



**90-653**  
Nickel



**90-1843**  
Bronze



**90-1876**  
Brushed  
Nickel

### Brass Lock-Up Caps—1/8 IP - 9/16" Dia. x 1/4" H



**90-169**  
Brass  
Burnished & Lacquered



**90-640**  
Nickel



**90-168**  
Antique Brass



**90-1809**  
Black



**90-551**  
Brass  
Burnished & Lacquered

### Plastic Lock-Up Caps—1/8 IP



**90-167**  
White 3/4" Dia.



**90-822**  
White 1" Dia.



**90-159**  
Brass Finish 1" Dia.














**90-245**  
White w/Pull Chain Hole 1" Dia.

# Screws

## Brass/Steel Assorted Finishes

### Steel Round Head Slotted Machine Screws—8/32 - Plated Finishes

										
<b>90-722</b> 1/2" Brass Plated	<b>90-2544</b> 1/2" Nickel Plated	<b>90-797</b> 3/8" Green Ground (combo head)	<b>90-027</b> 1" Brass Plated	<b>90-026</b> 1" Nickel Plated	<b>90-1773</b> 1 1/4" Zinc Plated	<b>90-028</b> 1 1/2" Brass Plated	<b>90-1774</b> 1 1/2" Nickel Plated	<b>90-030</b> 2" Brass Plated	<b>90-029</b> 2" Nickel Plated	<b>90-1032</b> 3" Nickel Plated

### Steel Knurled Head Thumb Screws—8/32

								
<b>90-1778</b> 1/2" White	<b>90-022</b> 1/2" Brass Plated	<b>90-023</b> 1/2" Nickel Plated	<b>90-024</b> 1/2" Antique Brass	<b>90-025</b> 1/2" Black	<b>90-059</b> 3/4" Brass Plated	<b>90-060</b> 3/4" Antique Brass	<b>90-031</b> 1" Brass Plated	<b>90-032</b> 1" Nickel Plated


### Steel Knurled Head Thumb Screws—6/32

		
<b>90-1154</b> 1/2" Brass Plated	<b>90-1156</b> 1/2" Nickel Plated	<b>90-1155</b> 1/2" Antique Brass

### Steel Switchplate Screws—6/32

		
<b>90-538</b> 1/2" Brass Plated	<b>90-535</b> 1/2" Antique Brass	<b>90-536</b> 1/2" Black




### Plastic Switchplate Screws—6/32

	
<b>90-537</b> 1/2" White Plastic	<b>90-539</b> 1/2" Ivory Plastic

### Solid Brass Thumb Screws Burnished & Lacquered—8/32 Ball Head

			
<b>90-035</b> 3/8"	<b>90-036</b> 1/2"	<b>90-037</b> 5/8"	<b>90-038</b> 3/4"

### Chrome & Brass—8/32 Flat Head

		
<b>80-2180</b> 3/8" Chrome Finish	<b>90-744</b> 3/8" Brass Finish	<b>90-635</b> 1/4" Brass Finish

## Lighting Hardware

### Nozzles, Nipples, Knobs & Bushings

#### Steel Hexagon Head Nipples - Brass Plated 1/8 IP—Measured Thread Size



**90-636**  
1/4" x 3/8"  
Overall



**90-637**  
3/8" x 1/2"  
Overall



**90-638**  
1/2" x 5/8"  
Overall



**90-639**  
5/8" x 3/4"  
Overall

#### Acorn Knobs—1/8 IP Brass Burnished & Lacquered



**90-668**  
Knurled



**90-667**  
Hex

#### Brass Knobs—1/8 IP Brass Burnished & Lacquered



**90-626**  
Brass



**90-625**  
Brass

#### Brass Beaded Nozzles Brass Burnished & Lacquered



**90-642**  
1/8 F x 1/8 M



**90-643**  
1/4 F x 1/8 M

#### Brass Bushing Unfinished



**90-207**  
1/8 F x 3/8 F

#### Brass Closed Gas Cap Burnished & Lacquered



**90-702**  
3/8 IP



**90-1308**  
3/8 IP x 1/8 IP

#### Brass Reducing Bushings - Unfinished



**90-761**  
1/8 M x 8/32 F  
with shoulder



**90-762**  
1/8 M x 1/4-27 F  
with shoulder



**90-963**  
1/4 M x 1/8 F  
with shoulder



**90-764**  
3/8 M x 1/8 F  
with shoulder



**90-765**  
3/8 M x 1/4 F  
with shoulder



**90-644**  
1/8 M x 8/32 F



**90-645**  
1/8 M x 1/4-27 F



**90-646**  
1/4 M x 1/8 F

## Brass Couplings & Balls

Brass Unfinished, Nickel Plated, Burnished & Lacquered

### Brass Couplings



**90-162**  
1/2" Long - 1/8 IP  
Burnished & Lacquered



**90-332**  
1/2" Long - 1/8 IP  
Burnished & Lacquered



**90-1059**  
1/2" Long - 1/8 IP  
Nickel Plated



**90-241**  
1/2" Long - 1/4 IP  
Burnished & Lacquered



**90-623**  
1/2" Long - 1/4 F x 1/8 F  
Burnished & Lacquered



**90-634**  
1/2" Long - 1/4 F x 1/8 Slip  
8/32 Hole  
Burnished & Lacquered



**90-614**  
7/8" Long - 3/8 IP  
Burnished & Lacquered

### Brass Couplings - Unfinished



**90-1622** 5/8"  
**90-1600** 7/8"  
1/8 IP



**90-2153** 1/2" Long  
**90-2154** 3/4" Long  
Hexagon Head  
Coupling - 1/8 IP



**90-2155**  
5/8" Long  
5/8" Diameter  
1/8 IP



**90-2156**  
5/8" Long  
5/8" Diameter  
1/4 IP



**90-2157**  
5/8" Long  
5/8" Diameter  
1/8 F x 1/4 F

### Brass Balls - Unfinished & Nickel Finish 8/32 & 1/8 IP Tap



#### 8/32 Tap

**90-1624** 3/8" Unfinished  
**90-1810** 3/8" Nickel  
**90-1625** 1/2" Unfinished

#### 1/8 IP Tap

**90-1626** 1/2" Unfinished  
**80-2292** 1/2" Nickel  
**90-1627** 5/8" Unfinished  
**90-1628** 3/4" Unfinished  
**90-1629** 1" Unfinished  
**90-1631** 1 1/4" Unfinished  
**90-1630** 1 1/2" Unfinished  
**90-1632** 1 3/4" Unfinished  
**90-1633** 2" Unfinished

### Brass Half Balls - Unfinished 8/32 & 1/8 IP Tap



#### 8/32 Tap

**90-2095** 1/2"

#### 1/8 IP Tap

**90-2096** 5/8"  
**90-2097** 3/4"  
**90-2098** 1"  
**90-2099** 1 1/4"  
**90-2100** 1 1/2"



## Brass Necks & Spindles

Brass Unfinished, Burnished & Lacquered

### Solid Brass Necks & Spindles—Burnished & Lacquered



**90-095**  
15/16" x 5/8"  
1/8 Slip



**90-096**  
1 1/16" x 1-1/2"  
1/8 Slip



**90-097**  
7/8" x 2"  
1/8 Slip



**90-098**  
3/4" x 3"  
1/8 Slip



**90-163**  
13/16" x 7/8"  
1/8 Slip



**90-174**  
13/16" x 7/8"  
1/8 IP Tapped

### Solid Brass Necks & Spindles—Unfinished



**90-2171**  
5/8" x 2 11/16"  
1/8 IP Tapped



**90-2170**  
3/4" x 4 1/8"  
1/8 IP Tapped



**90-2168**  
7/8" x 1 1/4"  
1/8 IP Tapped



**90-2169**  
7/8" x 1 1/4"  
1/8 IP Slip



**90-2163**  
15/16" x 5/8"  
1/8 IP Tapped



**90-2165**  
1 1/4" x 9/16"  
1/8 IP Tapped



**90-2164**  
1 1/4" x 3/4"  
1/8 IP Tapped



**90-2166**  
7/8" x 13/16"  
1/8 IP Tapped



**90-2167**  
7/8" x 13/16"  
1/8 IP Slip

# Solid Brass Swivels

Brass Unfinished, Nickel Plated

## Solid Brass Swivels



**90-2332**  
Knurled Swivel  
1/8 M x 1/8 F  
1 3/16" Height  
Unfinished



**90-2331**  
Hang Straight Swivel w/Stop  
1/8 M x 1/8 F  
1 1/2" Height  
Unfinished



**90-2330**  
Modern Swivel  
1/8 M x 1/8 F  
1 5/16" Height  
Unfinished



**90-2333**  
Modern Long Swivel  
1/8 M x 1/8 F  
1 1/2" Height  
Unfinished



**90-2329**  
Stop Swivel  
1/8 M x 1/4 F  
1 5/8" Height  
Unfinished



**90-2334**  
Side Swivel  
1/8 M x 1/8 F  
1 3/4" Height  
Unfinished



**90-2335**  
Heavy Duty Swivel  
1/8 M x 1/8 F  
1 3/4" Height  
Unfinished



**90-2593**  
Large Hang Straight Swivel  
1/4 F Top - 1/8 F Bottom  
Ring Nut to Seat 1 1/16"  
1 1/2" Height  
Unfinished



**90-2336**  
Large Hang Straight Swivel  
1/4 F Top & Bottom  
Ring Nut to Seat 1 1/16"  
1 1/2" Height  
Unfinished



**90-2337**  
Large Hang Straight Swivel  
1/4 F Top & Bottom  
Ring Nut to Seat 1 1/16"  
1 1/2" Height  
Barrel Nickel Finish

## Armbacs, Elbows & Cluster Body

Brass Unfinished

### Brass Ball Armbacs—Unfinished



**90-2172**  
5/8" x 3/4"  
1/8 IP x 1/8 IP



**90-2173**  
3/4" x 1 1/16"  
1/8 IP x 1/8 IP



**90-2174**  
7/8" x 1 1/16"  
1/8 IP



**90-2175**  
7/8" x 1 1/16"  
1/8 IP x 1/8 IP



**90-2176**  
7/8" x 1 1/16"  
1/4 IP x 1/8 IP



**90-2177**  
7/8" x 1 1/16"  
1/4 IP x 1/4 IP

### Brass Ball 45° & 90°—Unfinished



**80-2160**  
45° Small Angle Nozzle  
1/8 IP F x 1/8 IP M



**80-2214**  
90° Small Angle Nozzle  
1/8 IP F x 1/8 IP M

### Brass Armbacs—Unfinished



**90-2180**  
5/8" x 13/16"  
1/8 IP x 1/8 IP x 1/8 IP  
w/ 3 Holes



**90-2373**  
5/8" x 13/16"  
1/8 IP x 1/8 IP x 1/8 IP x 1/8 P  
w/ 4 Holes

### Brass Large Elbows—Unfinished



**90-2178**  
1 1/8" x 1 3/16"  
1/4 IP x 1/4 IP



**90-2179**  
1 1/8" x 1 3/16"  
3/8 IP x 3/8 IP

### Cluster Body—Unfinished (1/8 IP Top & Bottom)



**80-2485**  
2 Light  
1 1/8" H x 1 1/8" Dia.  
Tapped with Two 1/8 IP Holes



**80-2486**  
3 Light  
1 1/8" H x 1 1/8" Dia.  
Tapped With Three 1/8 IP Holes



10 lbs.  
MAX

## Swag Hook Kits

### Die Cast Assorted Finishes

#### Die Cast Swag Hook Kits

- 90-450 Brass Plated
- 90-451 Antique Brass
- 90-452 Black
- 90-453 Antique Copper
- 90-456 Chrome
- 90-770 White


Shown: Brass finish.  
Kits contain 2 hooks  
and hardware (shown)  
Packing: Poly Bagged



#### Die Cast Revolving Swivel Hooks

- 90-815 Brass Plated
- 90-816 Antique Brass
- 90-817 Black


Shown: Black finish.  
Kits contain 1 hooks  
and hardware (shown)  
Packing: Poly Bagged



#### Die Cast Large Swag Hooks

- 90-440 Brass Plated
- 90-441 Antique Brass
- 90-442 Black

Shown: Antique Brass finish.  
Kits contain 1 hooks  
and hardware (shown)  
Packing: Poly Bagged



#### Drop Ceiling Hook Set



90-846 White

Contain 2 sets per bag, No hardware needed  
Packing: Poly Bagged

#### Drop Ceiling T-Bar Track Clips



TP185

To Attach Track Lighting to Drop Ceilings,  
4 Pieces per bag  
Packing: Poly Bagged

NOTE: Compatible steel locknut is item #90-018

## Spacers & Candle Cups

Steel / Brass Assorted Finishes

### Steel Spacers



7/16" Hole - 1" Height  
7/8" Diameter - 1" Base Diameter  
**90-2277** Brass Plated  
**90-2278** Nickel Plated  
**90-2279** Antique Brass  
**90-2280** Unfinished



7/16" Hole - 1 1/2" Height  
7/8" Diameter - 1" Base Diameter  
**90-2281** Brass Plated  
**90-2282** Nickel Plated  
**90-2283** Antique Brass  
**90-2284** Unfinished



7/16" Hole - 2" Height  
7/8" Diameter - 1" Base Diameter  
**90-2285** Brass Plated  
**90-2286** Nickel Plated  
**90-2287** Antique Brass  
**90-2288** Unfinished

### Steel Candle Cups



7/16" Hole - 1 7/8" Height  
1" Diameter  
**80-1183** Brass Plated  
**80-1184** Nickel Plated  
**80-1185** Unfinished



7/16" Hole - 3" Height  
1" Diameter  
**80-1186** Brass Plated  
**80-1187** Unfinished



7/16" Hole - 1 7/8" Height  
1" Diameter  
**90-2227** Polished & Lacquered  
**90-2228** Polished Nickel  
**90-2226** Unfinished

### Solid Brass Spacers



7/16" Hole - 1" Height  
7/8" Diameter - 1" Base Diameter  
**90-2223** Polished & Lacquered  
**90-2222** Unfinished



7/16" Hole - 1 1/2" Height  
7/8" Diameter - 1" Base Diameter  
**90-2225** Polished & Lacquered  
**90-2224** Unfinished



7/16" Hole - 2" Height  
7/8" Diameter - 1" Base Diameter  
**90-2221** Polished & Lacquered  
**90-2220** Unfinished

# Steel Necks

## Steel Assorted Finishes

### Flanged Steel Necks



1/2" Height - 7/8" Bottom

**90-2192** Brass Plated  
**90-2212** Nickel Plated  
**90-2271** Antique Brass  
**90-2213** Unfinished



1" Height - 7/8" Bottom

**90-2193** Brass Plated  
**90-2214** Nickel Plated  
**90-2272** Antique Brass  
**90-2215** Unfinished



1 1/2" Height - 7/8" Bottom

**90-2194** Brass Plated  
**90-2216** Nickel Plated  
**90-2273** Antique Brass  
**90-2217** Unfinished



2" Height - 7/8" Bottom

**90-2195** Brass Plated  
**90-2218** Nickel Plated  
**90-2274** Antique Brass  
**90-2219** Unfinished



7/16" Hole - 9/16" Height  
 11/16" Top - 7/8" Bottom

**90-2230** Brass Plated  
**90-2275** Antique Brass  
**90-2229** Unfinished



9/16" Hole - 9/16" Height  
 11/16" Top - 7/8" Bottom

**90-2232** Brass Plated  
**90-2276** Antique Brass  
**90-2231** Unfinished



7/16" Hole - 1" Height  
 13/16" Top - Bottom Seats 1 3/8"

**90-2190** Brass Plated  
**90-2201** Nickel Plated  
**90-2199** Antique Brass  
**90-2202** Unfinished



9/16" Hole - 1" Height  
 13/16" Top - Bottom Seats 1 3/8"

**90-2191** Brass Plated  
**80-2121** Nickel Plated



7/16" Hole - 1 3/16" Height  
 3/4" Top - Bottom Seats 1 3/4"

**90-2188** Brass Plated  
**90-2200** Nickel Plated  
**90-2197** Antique Brass  
**90-2196** Unfinished



9/16" Hole - 1 3/16" Height  
 3/4" Top - Bottom Seats 1 3/4"

**90-2189** Brass Plated



1 1/2" OD x 2 1/8" Long Cup  
 7/16" Center Hole

**80-2400** Satin Nickel w/Lacquer  
**80-2242** Unfinished



## Candle Covers

Candelabra Drip / Plain Plastic, Paper

### Plastic Drip Candle Covers 13/16" Inside Diameter - 7/8" Outside Diameter



White Plastic  
with Gold Drip  
90-1509 2"  
90-352 3"  
90-372 4"



Black Plastic  
with Gold Drip  
90-1510 2"  
90-366 3"  
90-374 4"



Antique  
Plastic Drip  
90-1511 2"  
90-1262 2 1/2"  
90-1512 3"  
90-1263 3 1/2"  
90-1264 4"



White  
Plastic Drip  
90-1505 2"  
90-1256 2 1/2"  
90-1506 3"  
90-1258 3 1/2"  
90-1260 4"



Ivory  
Plastic Drip  
90-1507 2"  
90-1257 2 1/2"  
90-1508 3"  
90-1259 3 1/2"  
90-1261 4"

### Heavy Wall Tubing 48" Lengths



White Plastic  
90-1818 48"  
7/8" Diameter  
90-1643 48"  
1 1/4" Diameter

### Plastic Candle Covers 13/16" Inside Diameter - 7/8" Outside Diameter



White Plastic  
90-1103 1 1/2" 80-2011 4 3/4"  
90-931 1 3/4" 90-905 5"  
90-901 2" 90-906 6"  
90-902 2 1/4" 90-907 8"  
90-903 2 3/4" 90-908 12"  
90-904 3" 90-909 24"  
90-1148 3 1/2" 90-910 36"  
90-370 4"



Black Plastic  
90-2393 4"



Cream Plastic  
90-2531 2"  
90-2620 3"  
90-2576 3 1/2"  
90-2443 4"  
90-2444 6"  
90-2445 12"

### Ivory Drip Paper Candle Covers 13/16" Inside Dia. 7/8" Outside Dia.



Ivory Drip Paper  
80-1487 2"  
80-2181 3"  
80-1454 4"  
80-1455 6"

### Candelabra Candle Follower



80-2452  
Brass Plated  
7/8" Inside Dia.  
7/16" Height

## Candle Covers

Edison Drip / Plain Plastic, Paper

### Plastic Drip Candle Covers 1 3/16" Inside Diameter - 1 1/4" Outside Diameter



White Plastic  
with Gold Drip  
90-1514 2"  
90-369 3"  
90-373 4"



Black Plastic  
with Gold Drip  
90-1513 2"  
90-368 3"  
90-375 4"



Antique  
Plastic Drip  
90-1247 2"  
90-1249 3"  
90-1251 4"



White  
Plastic Drip  
90-1246 2"  
90-1248 3"  
90-1250 4"



Ivory  
Plastic Drip  
90-1515 2"  
90-1516 3"  
90-1517 4"

### Plastic Candle Covers 1 3/16" Inside Diameter 1 1/4" Outside Diameter



White Plastic  
90-2532 1 3/4" 90-911 6"  
90-1104 2" 90-912 8"  
90-913 2 1/8" 90-916 12"  
90-914 3" 90-917 24"  
90-371 4" 90-918 36"  
90-915 5"



Black Plastic  
80-1555 4"



Cream Plastic  
90-2590 3"  
90-2446 4"  
90-2447 6"  
90-2448 12"



White Oversize  
80-2471 2"

### Oversize Plastic Candle Cover 1 1/4" Inside Dia. 1 5/16" Outside Dia.

### Ivory Drip Paper Candle Covers 1 3/16" Inside Dia. 1 1/4" Outside Dia.



Ivory Drip Paper  
80-1456 4"  
80-1457 6"  
80-1458 8"

## Candle Covers

Resin Drip Edison Base, Candelabra Base

### Edison Base Oversize Resin Full Drip 1 1/4" Inside Diameter - 2" Outside Diameter



80-1619 6" Amber



80-1621 6" Ivory



80-1620 4" Amber



80-1622 4" Ivory

### Edison Base Resin Half Drip 1 1/4" Inside Diameter - 1 9/16" Outside Diameter



80-1632 6" Amber



80-1627 6" Ivory



80-1633 4" Amber



80-1628 4" Ivory

### Candelabra Base Resin Half Drip 7/8" Inside Diameter - 1 5/32" Outside Diameter



80-1634 6" Amber



80-1629 6" Ivory



80-1635 4" Amber



80-1630 4" Ivory

# Candle Covers

Material: Resin & Brass

## Edison Base Oversize Resin



**80-2195**  
Ivory w/ Drip  
6" H - 4" Dia.  
3 1/2" Inside Dia.



**80-2207**  
Ivory Smooth  
6" Ht - 3" Dia.  
2 1/2" Inside Dia.

## 4" Brass Metal Candelabra Base Candle Covers w/Drip



**80-2141**  
Polished Nickel



**80-2142**  
Antique Brass



**80-2143**  
Bronze



**80-2144**  
French Gold



**80-2145**  
Polished Brass

13/16" Inside Dia. - 7/8" Outside Dia.  
Finishes Available Above

## Candle Covers

Bee's Drip (Bee's Wax) Candelabra Base



Ivory Candelabra Base  
7/8" Inside Diameter - 1 5/32" Outside Diameter



80-1971 1 5/8"

80-1972 3"

80-1973 4"

80-1987 6"

Amber (Honey) Candelabra Base  
7/8" Inside Diameter - 1 5/32" Outside Diameter



80-1974 1 5/8"

80-1975 3"

80-1976 4"

80-1988 6"



40W  
MAX

## Candle Covers

Bee's Drip (Bee's Wax) Edison Base

Ivory Edison Base

1 1/4" Inside Diameter - 1 9/16" Outside Diameter



80-2081 1 5/8"



80-2082 3"



80-2083 4"



80-2084 6"

Amber (Honey) Edison Base

1 1/4" Inside Diameter - 1 9/16" Outside Diameter



80-2085 1 5/8"



80-2086 3"



80-2087 4"



80-2088 6"



## Lighting Accessories

**#3 Beaded Chain**  
3/32" Diameter 250 Ft. Spool



**90-122**  
Brass Finish



**90-123**  
Nickel Finish

**#6 Beaded Chain**  
1/8" Diameter 100 Ft. Spool



**90-124**  
Brass Finish



**90-125**  
Nickel Finish  
(Used on Pull Sockets & Switches)

**Pull String**



**90-1034**  
3 Ft. Pull String  
Nickel Bell & Connector

**90-2528**  
3 Ft. Pull String  
Brass Bell & Connector

**Connector for #3 Beaded Chain**



**90-127**  
Brass Plated



**90-173**  
Nickel

**Connector for #6 Beaded Chain**



**90-129**  
Brass Plated



**90-128**  
Nickel

**Bells for #3 & #6 Beaded Chain**



**90-117**  
Brass Plated



**90-116**  
Nickel

## Tassels & Pulls



**90-533**  
Wood 1 1/4"



**90-522**  
Black 5"



**90-521**  
Gold 5"



**90-503**  
White 5"



**90-534**  
Gold 7"

# Crystal & Accessories

## Glass Prisms & U-Drops



**90-300**  
1 1/2"  
Clear



**90-305**  
1 1/2"  
Aurora Borealis



**90-306**  
2"  
Clear



**90-312**  
3" Clear  
"U" Drop



**90-317**  
3"  
Aurora Borealis  
"U" Drop



**90-318**  
4" Cut  
Spear



**90-319**  
6" Cut  
Spear

## Crystal Clips



**90-693** Gold  
**90-1779** Silver  
Crystal Clip; H 12mm - 7/16"



**90-691** Gold  
**90-1780** Silver  
Small Bow-Tie Clip; C 8mm - 3/8"



**90-692** Gold  
**90-1781** Silver  
Large Bow-Tie Clip; C 10.5mm - 7/16"

## Crystal Pins



**90-747**  
1 1/2" Brass Pins (250/bag)



**90-748**  
1 1/2" Silver Pins (250/bag)

## Crystal Cleaner



**90-934**  
Crystal Cleaner Trigger Spray Bottle (32 oz.)

## Lighting Accessories

### Lamp Shade Wrapping



**90-725**

Cellophane Lamp Shade Wrap (Footage will vary per roll)  
5 3/16" Height per roll

### Brass Plated S-Hooks



**90-013** 5/8"  
**90-008** 1"  
**90-009** 1 1/4"  
**90-010** 1 5/8"

### Brass Plated Rings



**90-011** 3/4"  
**90-012** 1"

### Circline Clips



**90-935**


Circline Fluorescent Clip

### Corks



**90-188** 5/8" x 3/4" 1" H  
**90-189** 3/4" x 1 1 1/4" H  
**90-190** 1 x 1-1/4" 1 1/4" H

### Felt Pads & Dots



**90-489**  
Green Felt - 36" Wide  
Sold by the Yard

**90-488**  
Green Felt - 3/4" Dots  
Sold by Roll Only  
(1000 per Roll)

**90-487**  
Green Felt - 1/2" Dots  
Sold by Roll Only  
(1000 per Roll)



Canopies parts & kits ..... 197-198  
 Canopies & extensions..... 199  
 Vintage canopy kits & stamped brass sockets ..... 200-201  
 Canopy, fan & blank up kits..... 202-203  
 Wired fixture holders, wired ceiling pans ..... 204-205  
 Bent glass holders & glass holders ..... 206-207

## Canopies & Glass Holders

Cast brass canopies..... 208-209  
 Heavy 2-Step steel canopies ..... 210  
 Wall sconces ..... 211  
 U-Channel glass holders ..... 212-213  
 Glass holders & fixture bodies..... 214

# CANOPIES & GLASS HOLDERS

## Canopies Only & Parts Bags

### Ribbed Canopy

Canopy Only



90-1674 Brass Finish  
 90-1675 Antique Brass Finish  
 90-1677 Black Finish  
 90-1680 White Finish  
 90-1681 Chrome Finish  
 90-1879 Brushed Nickel Finish  
 90-1880 Old Bronze Finish  
 90-1886 Dark Antique Finish

**Shown:**  
 90-1675 Antique Brass Finish

Dimensions:  
 Diameter - 5"  
 Center Hole - 7/16"  
 Bar Holes - 2-8/32  
 Packing: 100/Master

Canopy Only



90-1682 Brass Finish  
 90-1683 Antique Brass Finish  
 90-1684 Chrome Finish  
 90-1685 White Finish  
 90-1686 Black Finish  
 90-1844 Brushed Nickel Finish  
 90-1845 Brushed Pewter Finish  
 90-1881 Old Bronze Finish

**Shown:**  
 90-1682 Brass Finish

Dimensions:  
 Diameter - 5"  
 Center Hole - 1 1/16"  
 Packing: 100/Master

### Smooth Canopy

Canopy Only




90-1894 Dark Antique Finish  
 90-1897 Brass Finish  
 90-1898 Antique Brass Finish  
 90-1899 Black Finish  
 90-1900 White Finish  
 90-1901 Chrome Finish

**Shown:**  
 90-1899 Black Finish

Dimensions:  
 Diameter - 5"  
 Center Hole - 7/16"  
 Bar Holes - 2-8/32  
 Packing: 100/Master

### Contemporary Canopy

Canopy Only




90-1859 Brass Finish  
 90-1860 Antique Brass Finish  
 90-1861 Chrome Finish  
 90-1862 Black Finish  
 90-1863 White Finish  
 90-1902 Brushed Nickel Finish

**Shown:**  
 90-1902 Brushed Nickel Finish


Dimensions:  
 Diameter - 5 1/4"  
 Center Hole - 7/16"  
 Bar Holes - 2-8/32  
 Packing: 100/Master

### Canopy Parts Bags - 1" Loop Parts Bag



90-1687 Brass Finish  
 90-1688 Antique Brass Finish  
 90-1689 Black Finish  
 90-1690 White Finish  
 90-1691 Chrome Finish  
 90-1932 Brushed Nickel Finish  
 90-1933 Old Bronze Finish  
**Shown 90-1688**

### Canopy Parts Bags - Screw Collar Loop Parts Bag



90-1692 Brass Finish  
 90-1693 Antique Brass Finish  
 90-1694 Chrome Finish  
 90-1695 White Finish  
 90-1696 Black Finish  
 90-1934 Brushed Nickel Finish  
 90-1935 Old Bronze Finish  
 90-1936 Brushed Pewter Finish  
**Shown 90-1692**



# Canopy Kits


## Ribbed Canopy Kits



- 90-052 Brass Finish
- 90-053 Antique Brass Finish
- 90-054 Antique Copper Finish
- 90-055 Black Finish
- 90-056 White Finish
- 90-058 Chrome Finish
- 90-1882 Brushed Nickel Finish
- 90-1883 Old Bronze Finish

**Shown:**  
90-053 Antique Brass Finish

Dimensions:  
Diameter - 5"  
Center Hole - 7/16"  
Bar Holes - 2-8/32  
Includes Hardware (shown)  
Packing: 25/Master




**10 lbs. MAX**



- 90-192 Brass Finish
- 90-193 Antique Brass Finish
- 90-196 Chrome Finish
- 90-197 White Finish
- 90-198 Black Finish
- 90-1846 Brushed Nickel Finish
- 90-1847 Brushed Pewter Finish
- 90-1884 Old Bronze Finish

**Shown:**  
90-192 Brass Finish

Dimensions:  
Diameter - 5"  
Center Hole - 1 1/16"  
Includes Hardware (shown)  
Packing: 25/Master



**25 lbs. MAX**


## Standard Canopy Kits



- 90-062 Brass Finish
- 90-063 Antique Brass Finish
- 90-065 Black Finish
- 90-066 White Finish
- 90-068 Chrome Finish

**Shown:**  
90-065 Black Finish

Dimensions:  
Diameter - 5"  
Center Hole - 7/16"  
Bar Holes 2-8/32  
Includes Hardware (shown)  
Packing: 25/Master



**10 lbs. MAX**



## Canopy Kits


### Contemporary Canopy Kits



- 90-890 Brass Finish
- 90-891 Chrome Finish
- 90-892 Antique Brass Finish
- 90-893 Black Finish
- 90-894 White Finish
- 90-1937 Brushed Nickel Finish

**Shown:**  
90-891 Chrome Finish

Dimensions:  
Diameter - 5 1/4"  
Center Hole - 7/16"  
Bar Holes - 2-8/32  
Includes Hardware (shown)  
Packing: 25/Master



### Ribbed Canopy Hanger Kits



- 90-1098 Brass Finish
- 90-1099 Antique Brass Finish
- 90-1100 Black Finish
- 90-1101 White Finish
- 90-1102 Chrome Finish

**Shown:**  
90-1098 Brass Finish

Dimensions:  
Diameter - 5"  
Center Hole - 1 1/16"  
with 1yd. 8 gauge chain  
Includes Hardware (shown)  
Packing: 25/Master



### Bath Swag Canopy Kits



- 90-194 Brass Finish
- 90-191 Antique Brass Finish
- 90-195 Black Finish
- 90-199 White Finish

**Shown:**  
90-199 White Finish

Dimensions:  
Diameter - 5"  
3-7/16" Holes  
Includes Hardware (shown)  
Packing: 25/Master



## Canopies Only & Extensions

### Plain Deep Fixture Canopies Only

Canopy Only



90-047 Brass Finish  
90-050 Chrome Finish

**Shown:**  
90-050 Chrome Finish

Dimensions:  
Diameter - 5"  
Center Hole - 1 1/16"  
Depth - 1 3/4"

Canopy Only



90-051 Brass Finish  
90-061 Chrome Finish

**Shown:**  
90-051 Brass Finish

Dimensions:  
Diameter - 5"  
Center Hole - 7/16"  
Depth - 1 3/4"

### Plain Shallow Fixture Canopy Only

Canopy Only



90-048 Brass Finish

**Shown:**  
90-048 Brass Finish

Dimensions:  
Diameter - 5"  
Center Hole - 1 1/16"

### Canopy Extension



90-242 Brass Finish  
90-108 White Finish  
90-1518 Chrome Finish

**Shown:**  
90-108 White Finish

Dimensions:  
Diameter - 5 3/4"  
Fits 5" Canopy  
Extension 1 1/2"

## Vintage Canopy Kits For Brass Sockets w/ Wire


### Ribbed Canopy Kits & Matching Hardware



- 90-1887 Dark Antique Finish
- 90-1889 Polished Nickel Finish
- 90-1890 Antique Brass Finish
- 90-1927 Brass Finish

**Shown:**  
90-1889 Polished Nickel Finish

Dimensions:  
Diameter - 5"  
Center Hole - 7/16"  
Bar Holes - 2-8/32  
Includes Hardware (shown)  
Packing: 25/Master




### Smooth Canopy Kits & Matching Hardware



- 90-1891 Dark Antique Finish
- 90-1892 Antique Brass Finish
- 90-1893 Polished Nickel Finish
- 90-1926 Brass Finish

**Shown:**  
90-1892 Antique Brass Finish

Dimensions:  
Diameter - 5"  
Center Hole - 7/16"  
Bar Holes - 2-8/32  
Includes Hardware (shown)  
Packing: 25/Master



Shown with available  
vintage lamp and wired socket  
(Canopy & Socket available in four finishes)



## Vintage 4 Piece Stamped Solid Brass Sockets



**80-2271** - Keyless  
Polished Nickel  
6 Ft. 18/2 SVT  
Black PVC  
660W-250V



**80-2297** - On/Off Turn knob  
Regular Antique Brass  
10 Ft. 18/2 SVT  
Black Rayon  
250W-250V



**80-2343** - Keyless  
Dark Antique Brass  
10 Ft. 18/2 SVT  
Orange Rayon  
660W-250V



**80-2380** - On/Off Turn knob  
Dark Antique Brass  
10 Ft. 18/2 SVT  
Red Rayon  
250W-250V



**80-2453** - Keyless  
Polished Nickel  
10 Ft. 18/2 SVT  
Silver Rayon  
660W-250V



**80-2436** - On/Off Turn knob  
Regular Antique Brass  
10 Ft. 18/2 SVT  
Gold Rayon  
250W-250V



**80-2460** - Keyless  
Polished Brass  
10 Ft. 18/2 SVT  
Light Green Rayon  
660W-250V



**80-2434** - On/Off Turn knob  
Dark Antique Brass  
10 Ft. 18/2 SVT  
Light Blue Rayon  
250W-250V

See Pages 30-35 For More Choices



# CANOPIES & GLASS HOLDERS

## Canopies & Fan Kits


### Deep Canopy Kits



90-057 Brass Finish  
90-1697 Chrome Finish

**Shown:**  
90-057 Brass Finish

Dimensions:  
Diameter - 5"  
Center Hole - 1 1/16"  
Depth - 1 3/4"  
Includes Hardware (shown)  
Packing: 25/Master



**25 lbs.  
MAX**

### Canopy Kit w/ Convenience Outlet



90-040 Black Finish  
90-041 Brass Finish  
90-1072 White Finish


**Shown:**  
90-041 Brass Finish

Dimensions:  
Diameter - 5"  
Center Hole - 7/16"  
Bar Hole 2-8/32  
Includes Hardware (shown)  
Packing: 25/Master



**10 lbs.  
MAX**

### 4" Wired Fan Light Holder w/On-Off Pull Chain & Candelabra Base Socket - (60W Max.)



77-461 White Finish  
77-462 Brass Finish  
77-466 Antique Brass Finish

**Shown:**  
77-466 Antique Brass Finish

# Blank Up Kits

## Blank Up Kit for 4" Box



**90-069** White Finish  
 Dimensions:  
 Diameter - 5"  
 Bar Holes 2-8/32  
 Center to Center - 3 1/2"  
 Includes Hardware (shown)  
 Packing: 250/Master



## Blank Up Kit for 3" Box



**90-151** White Finish  
 Dimensions:  
 Diameter - 5"  
 Bar Holes 2-8/32  
 Center to Center - 3"  
 Includes Hardware (shown)  
 Packing: 250/Master



## Blank Up Kits



**90-045** White Finish  
 Dimensions:  
 Diameter - 5"  
 Center Hole - 7/16"  
 Includes Hardware (shown)  
 Packing: 25/Master



**90-044** Brass Finish  
**90-0580** White Finish  
**90-119** Black Finish  
**Shown:**  
**90-119** Black Finish  
 Dimensions:  
 Diameter - 5"  
 Bar Holes 2-8/32  
 Includes Hardware (shown)  
 Packing: 25/Master






## Wired Fixture Holders — (60W Max.)



### 3 1/4" Wired Holder




- 90-230 Brass Finish
- 90-330 Antique Brass Finish
- 90-430 White Finish
- 90-724 Black Finish
- 90-840 Chrome Finish
- 90-1435 Brushed Nickel

**Shown:**  
90-230 Brass Finish  
Includes Hardware (shown)  
Packing: 25/Master




### 4" Wired Holder



- 90-231 Polished Brass Finish
- 90-331 Antique Brass Finish
- 90-431 White Finish
- 90-841 Chrome Finish
- 90-749 Black Finish
- 90-1437 Brushed Nickel


**Shown:**  
90-231 Polished Brass Finish  
Includes Hardware (shown)  
Packing: 25/Master



### 3 1/4" Wired Holder w/ Convenience Outlet



- 90-121 Chrome Finish
- Includes Hardware (shown)
- Packing: 25/Master






# Wired Ceiling Pans—(60W Max.)

## 6" One Light Ceiling Pan



- 90-755 Chrome Finish
- 90-756 Brass Finish
- 90-686 White Finish
- 90-763 Antique Brass Finish
- 90-1448 Brushed Nickel

**Shown:**  
 90-756 Brass Finish  
 Includes Hardware (shown)  
 Packing: 25/Master




## 8" Two Light Ceiling Pan



- 90-757 Chrome Finish
- 90-876 Brass Finish
- 90-684 White Finish
- 90-877 Antique Brass Finish
- 90-1439 Brushed Nickel

**Shown:**  
 90-684 White Finish  
 Includes Hardware (shown)  
 Packing: 25/Master




## 10" Two Light Ceiling Pan



- 90-758 Chrome Finish
- 90-766 Brass Finish
- 90-685 White Finish
- 90-767 Antique Brass Finish
- 90-1433 Brushed Nickel

**Shown:**  
 90-758 Chrome Finish  
 Includes Hardware (shown)  
 Packing: 25/Master




## Bent Glass Holders—(60W Max.)



### 2 Light Bent Glass Fixture Holder




**90-234** White Finish  
Dimensions:  
Diameter - 4 3/4"  
Height - 5"  
Includes Hardware (shown)  
Packing: 25/Master



### 2 Light Bent Glass Fixture Holder with Pull Chain Switch



**90-235** White Finish  
Dimensions:  
Diameter - 4 3/4"  
Height - 5"  
Includes Hardware (shown)  
Packing: 25/Master



### Bent Glass Ceiling Holder



**90-244** White Finish  
Dimensions:  
Diameter - 4 3/4"  
Height - 1"

# Glass Holders – (60W Max.)

## Neckless Ball Holders Kits

### 4" Neckless Ball Holder Kit



**90-615 White**  
 For 3 7/8" Dia. Glass - 8 Ft. 18/3 SVT  
 Includes Hardware (shown)  
 Packing: 25/Master



### 5" Neckless Ball Holder Kit



**90-616 White**  
 For 5 1/4" Dia. Glass - 8 Ft. 18/3 SVT  
 Includes Hardware (shown)  
 Packing: 25/Master



## Neckless Ball Holders with Inserts

### 4" Neckless Ball Holder



**90-649 White**  
**90-706 Brass Finish**

### 5" Neckless Ball Holder



**90-650 White**  
**90-707 Brass Finish**

### 6" Fitter



**90-1504 White**  
**90-303 Antique Brass Finish**

## Cast Brass Canopies



**90-2382**  
Antique Brass Finish  
Dimensions:  
Diameter - 5 1/2"  
Center Hole - 1 1/16"  
Height - 1 1/2"  
Packing: 25/Master



**90-2383**  
Polished Brass Finish  
Dimensions:  
Diameter - 5 1/2"  
Center Hole - 1 1/16"  
Height - 1 1/2"  
Packing: 25/Master



**90-2384**  
Polished Nickel Finish  
Dimensions:  
Diameter - 5 1/2"  
Center Hole - 1 1/16"  
Height - 1 1/2"  
Packing: 25/Master



**90-2482**  
Bronze Finish  
Dimensions:  
Diameter - 5 1/2"  
Center Hole - 1 1/16"  
Height - 1 1/2"  
Packing: 25/Master



## Cast Brass Canopies



**90-039**  
Antique Brass Finish  
Dimensions:  
Diameter - 4 3/8"  
Center Hole - 1 1/16"  
Height - 1"  
Packing: 25/Master



**90-2480**  
French Gold Finish  
Dimensions:  
Diameter - 6 1/2"  
Center Hole - 1 1/16"  
Height - 2 1/2"  
Packing: 25/Master



**90-2481**  
Bronze Finish  
Dimensions:  
Diameter - 6 1/2"  
Center Hole - 1 1/16"  
Height - 2 1/2"  
Packing: 25/Master



# CANOPIES & GLASS HOLDERS

## Heavy 2-Step Steel Canopies

25 lbs.  
MAX



**90-2491** Polished Brass Finish  
w/Matching Screw Collar Loop

Dimensions:  
Diameter - 5 1/2"  
Center Hole - 1 1/16"  
Height - 2 1/4"  
Includes Hardware (shown)  
Packing: 25/Master



**90-2492** Antique Brass Finish  
w/Matching Screw Collar Loop

Dimensions:  
Diameter - 5 1/2"  
Center Hole - 1 1/16"  
Height - 2 1/4"  
Includes Hardware (shown)  
Packing: 25/Master



**90-2489** Chrome Finish  
w/Matching Screw Collar Loop

Dimensions:  
Diameter - 5 1/2"  
Center Hole - 1 1/16"  
Height - 2 1/4"  
Includes Hardware (shown)  
Packing: 25/Master



**90-2490** Brushed Nickel Finish  
w/Matching Screw Collar Loop

Dimensions:  
Diameter - 5 1/2"  
Center Hole - 1 1/16"  
Height - 2 1/4"  
Includes Hardware (shown)  
Packing: 25/Master



**90-2493** Old Bronze Finish  
w/Matching Screw Collar Loop

Dimensions:  
Diameter - 5 1/2"  
Center Hole - 1 1/16"  
Height - 2 1/4"  
Includes Hardware (shown)  
Packing: 25/Master



### 1/4 IP Matching Screw Collar Loops w/Ring



**90-335**  
Polished  
Brass



**90-336**  
Antique  
Brass



**90-337**  
Polished  
Chrome



**90-2494**  
Brushed  
Nickel



**90-2495**  
Old  
Bronze

# Steel Plated Wall Sconces — (60W Max.)

## 3 1/4" Wired Wall Bracket



- 90-708 Brass Finish
- 90-775 Black Finish
- 90-776 Antique Brass Finish
- 90-1085 White Finish

**Shown:**  
90-776 Antique Brass Finish  
Includes Hardware (shown)  
Packing: 25/Master



## 3" Wired Wall Bracket w/Bottom Turn Knob Switch



90-709 Brass Finish (shown)  
Includes Hardware (shown)  
Packing: 25/Master



## 1 5/8" Wired Wall Bracket w/Bottom Turn Knob Switch



- 90-120 Brass Finish
- 90-1407 Antique Brass Finish

**Shown:**  
90-120 Brass Finish  
Includes Hardware (shown)  
Packing: 25/Master




## U-Channel Glass Holders—(60W Max.)

### 2 Light U-Channel Glass Holder



**90-1306**

2 Light for use with  
14" U-Bend Glass  
Includes Hardware (shown)  
Packing: 25/Master



### 1 Light U-Channel Glass Holder



**90-1299**

1 Light for use with  
7" U-Bend Glass  
Includes Hardware (shown)  
Packing: 25/Master




### 4 Light U-Channel Glass Holder



**90-1307**

4 Light for use with  
24" U-Bend Glass  
Includes Hardware (shown)  
Packing: 25/Master




# U-Channel Glass Holders—(60W Max.)

## 2 Light U-Channel Glass Holder



**90-768**

2 Light-Convenience  
Outlet for use with  
14" U-Bend Glass  
Includes Hardware (shown)  
Packing: 25/Master



## 1 Light U-Channel Glass Holder w/ Bottom Turn Knob Switch



**90-246**

1 Light Holder with  
Bottom Turn Knob Switch  
for use with  
7" U-Bend Glass  
Includes Hardware (shown)  
Packing: 25/Master




## 4 Light U-Channel Glass Holder



**90-769**

4 Light-Convenience  
Outlet for use with  
24" U-Bend Glass  
Includes Hardware (shown)  
Packing: 25/Master



## Steel Glass Holders & Fixture Bodies

### 1 5/8" Fitters



90-656 Vacuum Brass Finish



90-654 Vacuum Brass Finish  
90-655 Chrome Finish

### 2 5/8" Fitter



90-659 Vacuum Brass Finish  
90-705 Antique Brass Finish

### 3" Fitter



90-660 Vacuum Brass Finish

### 2 1/4" Fitter



90-577 Brass Finish  
90-677 Antique Brass Finish  
90-878 Chrome Finish

### 3 1/4" Fitter



90-578 Brass Finish  
90-678 Antique Brass Finish  
90-879 Chrome Finish

### 4" Fitter



90-439 Brass Finish  
90-679 Antique Brass Finish  
90-880 Chrome Finish

### 2 3/4" Fixture Body & Cover Brass Plated & Unfinished



90-657 3 Arm Holes Brass Finish  
90-658 5 Arm Holes Brass Finish  
**Unfinished**  
80-2154 No Holes  
80-2124 3 Arm Holes  
80-2174 4 Arm Holes  
80-2125 5 Arm Holes

### 4 1/4" Fitter



90-2404 Brass Finish  
90-2405 Chrome Finish

### 6" Fitter



90-1504 White Finish  
90-303 Antique Brass Finish



Globe, schoolhouse, drum & mushroom glass ..... 217-219  
Screw fitter & cased glass.....220

# Glassware & Shades

Lexan & poly .....221  
Hall, porch, I.E.S., fixture & specialty glass..... 222-223  
Bend glass (round, square & u-channel) ..... 224-225  
Clip-on shades ..... 226-228





## Glass Globes

Globes White, Prismatic, Clear



**50-143**  
Sprayed Glossy White Ball  
Diameter 6"  
Fitter 3 1/4"



**50-186**  
White Ball  
Diameter 5"  
Fitter 3 1/4"



**50-927**  
Clear Prismatic Ball  
Diameter 6"  
Fitter 3 1/4"



**50-144**  
Sprayed Glossy White Ball  
Diameter 8"  
Fitter 4"

# Glass Globes

## Globes Blown Opal



Blown Glossy Opal Neckless Ball  
**50-312** Diameter 6" Opening - 3"  
**50-152** Diameter 8" Opening - 3 7/8"  
**50-154** Diameter 10" Opening - 3 7/8"  
**50-156** Diameter 12" Opening - 5 1/4"  
**50-157** Diameter 14" Opening - 5 1/4"



Blown Glossy Opal Ball  
**50-153** Diameter 10" Fitter 4"  
**50-155** Diameter 12" Fitter 4"



**50-218**  
 Blown Glossy Opal Ball  
 Diameter 14"  
 Fitter 6"



## Schoolhouse Glass

Globes Blown Opal



**50-275**  
Blown Opal  
Diameter 9"  
Fitter 4"



**50-276**  
Blown Opal  
Diameter 10"  
Fitter 4"



Blown Opal Schoolhouse Globes

- |               |              |           |
|---------------|--------------|-----------|
| <b>50-468</b> | Diameter 12" | Fitter 6" |
| <b>50-469</b> | Diameter 14" | Fitter 6" |
| <b>50-470</b> | Diameter 16" | Fitter 6" |
| <b>50-471</b> | Diameter 18" | Fitter 6" |

6" Fitters

**90-303** Antique Brass shown below  
**90-1504** White



## Drum & Mushroom Glass Globes White, Etched, Clear



Sprayed Inside White Mushroom Glass

<b>50-329</b>	Diameter 7 1/2"	Fitter 5 7/8"	Height 3 5/8"
<b>50-330</b>	Diameter 9 1/2"	Fitter 7 7/8"	Height 4"
<b>50-331</b>	Diameter 11 1/2"	Fitter 9 7/8"	Height 4 9/16"



Sprayed Inside White Drum Glass

<b>50-334</b>	Diameter 6 5/8"	Fitter 5 7/8"	Height 3 1/2"
<b>50-335</b>	Diameter 8 11/16"	Fitter 7 7/8"	Height 4"
<b>50-336</b>	Diameter 10 5/8"	Fitter 9 7/8"	Height 4 3/16"



Etched with Grape Design

<b>50-109</b>	Diameter 5 9/16"	Fitter 6"	Height 3 3/4"
---------------	------------------	-----------	---------------



Outside White Drum Glass with Clear Sides and Bottom

<b>50-105</b>	Diameter 6 1/2"	Fitter 5 7/8"	Height 3 1/2"
<b>50-106</b>	Diameter 8 3/8"	Fitter 7 7/8"	Height 4"
<b>50-107</b>	Diameter 10 7/16"	Fitter 7 7/8"	Height 4 1/2"



## Screw Fitter/Cased Glass

Globes White, Ribbed, Clear



**50-332**  
Inside Sprayed White  
Diameter 3 1/4"  
Screw Fitter 3 11/64"  
Height 6 1/4"



**50-216**  
Inside Sprayed White  
Diameter 6"  
Screw Fitter 3 11/64"



**50-547**  
Clear Ribbed Glass  
Diameter 3 11/32"  
Screw Fitter 3 11/64"  
Height 6 15/16"



**50-919**  
Clear Glass  
Diameter 3 11/32"  
Screw Fitter 3 11/64"  
Height 6 15/16"

## Pharmacy Shade In Green Only



Cased Pharmacy Shade  
**50-667** Green  
Width 9"  
Slip Side Holes 7/16"

# Lexan & Poly Globes White, Prismatic, Smoke



**50-727**  
Lexan® White Ball  
Diameter 6"  
Screw Fitter 3 11/64"



**50-231**  
Poly Ball  
Diameter 6"  
Fitter 3 1/4"



**50-233**  
Poly Ball  
Diameter 6"  
Screw Fitter 3 11/64"



Poly Globe with 4" Lip Fitter  
**50-171** Diameter 8"  
**50-172** Diameter 10"  
**50-173** Diameter 12"



Poly Globe with 3 3/8" or 4"  
Neckless Opening  
**50-429** Dia. 6" Opening 3 3/8"  
**50-168** Dia. 8" Opening 4"  
**50-169** Dia. 10" Opening 4"



Poly Globe with 5 1/4"  
Neckless Opening  
**50-170** Diameter 12"  
**50-230** Diameter 14"  
**50-238** Diameter 16"  
**50-239** Diameter 18"



**50-728**  
Lexan® Smoke Ball  
Diameter 6"  
Screw Fitter 3 11/64"



Lexan® Prismatic Cylinders  
Diameter 3 3/4"  
Fitter 3 1/4"  
**50-721** Height 6-1/4"  
**50-723** Height 7-1/4"  
**50-725** Height 8-1/2"



Lexan® Prismatic Cylinders  
Diameter 3 3/4"  
Screw Fitter 3 11/64"  
**50-722** Height 6 1/4"  
**50-724** Height 7 1/4"  
**50-726** Height 8 1/2"



Lexan® White Cylinders  
Diameter 3 3/4"  
Screw Fitter 3 11/64"  
**50-729** Height 6 1/4"  
**50-730** Height 7-1/4"



## Hall & Porch

Globes Assorted Finished



**50-114**  
Clear Porch Globe  
Diameter 3 3/4"  
Fitter 3 1/4"  
Height 4 1/2"



**50-112**  
Clear "Pineapple" Glass  
Diameter 5 1/2"  
Fitter 3 1/4"



**50-382**  
Frosted Porch Globe  
Diameter 3 3/4"  
Fitter 3 1/4"  
Height 4 1/2"



**50-108**  
Etched Hall Glass Clear Bottom  
Diameter 5 9/16"  
Fitter 3 1/4"  
Height 5"



**50-111**  
White with Clear Bottom Bath Shade  
Diameter 5 1/4"  
Fitter 3 1/4"  
Height 4 1/2"  
Depth 5 13/16"

# I.E.S. Fixture & Specialty Glassware White

*I.E.S Shade*



**50-165**  
Diameter 6"  
Fitter 2 1/4"  
Height 4 3/4"

*I.E.S Shade*



**50-166**  
Diameter 8"  
Fitter 2 1/4"  
Height 5 3/4"

*I.E.S Shade*



**50-167**  
Diameter 10"  
Fitter 2 7/8"  
Height 5 1/2"

## Glassware

### Bend Glass Round



White & Grape Pattern

**50-194** 13" Round

**50-195** 15" Round

Packing: 12/Master



White

**50-376** 13" Round

Packing: 12/Master



**50-120**

Acid Etched Grape Design

Diameter 4 3/8"

Fitter 1 5/8"

Height 5"



Bobèches

**50-777** Diameter 4" Center Hole 1" 5 Pins

**50-778** Diameter 5" Center Hole 1" 10 Pins

**50-779** Diameter 6" Center Hole 1/2" 8 Pins

## Glassware Bend Glass Square, U-Channel



White with Clear Floral Pattern

**50-190** 12" Round  
**50-191** 14" Round



Ruffed Edge White with Wheat Design

**50-503** 12" Square




White

**50-374** 12" Round  
**50-375** 14" Round



White "U" Channel

**50-378** 7" (vertical) hole 1 3/4" from end 7/16" Hole  
**50-379** 14" (horizontal) hole centered 7/16" Hole  
**50-380** 24" (horizontal) holes 6 1/2" from ends 7/16" Hole



Diamond "U" Channel

**50-234** 7" (vertical) hole 1 3/4" from end 7/16" Hole  
**50-235** 14" (horizontal) hole centered 7/16" Hole  
**50-236** 24" (horizontal) holes 6 1/2" from ends 7/16" Hole

## Clip On Shades



**90-2362** Ivory Floral  
Top 3", Bottom 5", Side 4 1/4"



**90-2358** Beige Beaded Floral  
Top 3", Bottom 5", Side 4 1/4"



**90-2359** Khaki Beaded Floral  
Top 3", Bottom 5", Side 4 1/4"



**90-2360** White Shantung  
Top 3", Bottom 5", Side 4 1/4"



**90-2361** Ivory Shantung  
Top 3", Bottom 5", Side 4 1/4"



**90-2357** Beige Shantung  
Top 3", Bottom 5", Side 4 1/4"



**90-2363** Beige Folded Pleat  
Top 3", Bottom 5", Side 4"



**90-2364** White Folded Pleat  
Top 3", Bottom 5", Side 4"



**90-2365** Black Folded Pleat  
Top 3", Bottom 5", Side 4 1/4"

## Clip On Shades



**90-2486** Cream Bamboo Linen  
Top 3", Bottom 6", Side 4 1/2"



**90-2487** French Beige Flower Silk  
Top 3", Bottom 6", Side 4 1/2"



**90-2488** Cream Leaf Linen  
Top 3", Bottom 6", Side 4 1/2"



**90-2485** Black Linen  
Top 3", Bottom 6", Side 4"



**90-2366** White Swirl Folded Pleat  
Top 3", Bottom 5", Side 4"



**90-2367** Beige Swirl Folded Pleat  
Top 3", Bottom 5", Side 4"



**Beige Leather Look**  
**90-2524** Top 3" Bottom 5 1/2" Side 5 1/4"  
**90-2525** Top 2 1/8" Bottom 4" Side 5 1/8"



**Cream Leather Look**  
**90-2526** Top 3" Bottom 5 1/2" Side 5 1/4"  
**90-2527** Top 2 1/8" Bottom 4" Side 5 1/8"



## Clip On Shades



**90-1277** White Silk Bell  
Top 3", Bottom 5", Side 4"



**90-1275** Beige Parchment Round  
Top 3", Bottom 4", Side 4"



**90-1276** White Linen Round  
Top 3", Bottom 4", Side 4"



**90-1274** Black Round w/ Gold Interior  
Top 3", Bottom 4", Side 4"



**90-1270** White Pleated Round  
Top 3", Bottom 4", Side 4"



**90-1271** Bone Pleated Round  
Top 3", Bottom 4", Side 4"



**90-1273** Beige Pleated Round  
Top 3", Bottom 4", Side 4"



**90-1272** Black Pleated Round  
Top 3", Bottom 4", Side 4"

## North American Cord Types Reference Chart

Cable Types							
Type	Description	Gauge Size Range	Number of Conductors	Insulation	Jacket	Voltage	Applications
SPT-1	Service Parallel Thermoplastic 1/64" Insulation	18 AWG	2 or 3	PVC	No Jacket	300 Volts AC	Indoor Use Only
SPT-2	Service Parallel Thermoplastic 2/64" Insulation	18 - 16 AWG	2 or 3	PVC	No Jacket	300 Volts AC	Indoor Use Only
SPT-3	Service Parallel Thermoplastic 3/64" Insulation	18 - 10 AWG	2 or 3	PVC	No Jacket	300 Volts AC	Indoor Use Only
SVT	Service Vacuum Thermoplastic	18 or 17 AWG	2 or 3	PVC	PVC	300 Volts AC	Indoor Use Only
SJT	Service Junior Thermoplastic	18 - 10 AWG	2, 3 or 4	PVC	PVC	300 Volts AC	Hard Usage Indoors
SJTW	Service Junior Thermoplastic Weather-Resistant	18 - 10 AWG	2, 3 or 4	PVC	PVC	300 Volts AC	Hard Usage Indoors

## Wire Color Coding

Wire	USA Color	EU Wire Color
LIVE - Smooth side x wire	Black	Brown
NEGATIVE - Ribbed side x wire	White	Blue
GROUND	Green	Yellow/Green

## Amps Vs. Wire Gauge









There is a direct correlation between cable length — (amperage and wire gauges). List below is the basic breakdown of “Amperage Vs. Wire Gauge”.

Basic Guidelines - Length of the cord increases either the amps will decrease or the wire gauge will have to be increased.

Different jackets can accommodate different wire gauges and the number of wires (conductors) inside the power cord.

Average	Recommended Wire Gauge
7A	20 AWG
10A	18 AWG
13A	16 AWG
15A	14 AWG
20A	12 AWG

## Thread Data Reference: M = Male (external) Thread, F = Female (internal) Thread

	Thread Size	Approx. Fraction Diameter (inches)	Exact Diameter (inches)	Applications		Thread Size	Approx. Fraction Diameter (inches)	Exact Diameter (inches)	Applications
	4-36	3/32	.106 .111	— Socket thread.		1/4-20 (course) 1/4-27 (fine)	1/4	.240 .245	— Heavy mechanical lock-up thread (no wireway). Commonly used on trophy products, drawer pulls and giftware assembly. — A 1/4" fine thread used on lamp finials and shade raisers.
	6-32	1/8	.132 .137	— Socket thread — Small mechanical lock-up thread. Commonly used on lantern assemblies.		1/8 I.P. 1/8-27 (N.P.S.M.)	3/8	.380 .390	— The most common thread in the Lamp & Lighting Industry used to create tubular connections allowing electrical wire to pass through.
	8-32	5/32	.158 .163	— Small mechanical lock-up thread. Commonly used on lantern assemblies and drawer pulls.		1/4 I.P. 1/4-18 (N.P.S.M.)	1/2	.510 .515	— Thread used in heavy-duty application of 1/8 I.P. thread, where extra strength is required for stability or weight.
	10-24 (course) 10-32 (fine)	3/16	.184 .189	— 10-24 and 10-32 are mechanical lock-up threads, used when 6-32 or 8-32 threads are not strong enough to retain assembly properly. — 10-24 thread is commonly used on hook sets.		3/8 I.P. (N.P.S.M.)	5/8	.648 .658	— Thread used for very heavy duty fixture mounts.

NPT American Standard Pipe Thread Taper						
Paper Size	Threads per Inch TPI - Pitch	Approximate Length of Thread (inches)	Approximate number of Threads to be Cut	Approximate Total Thread Makeup, Hand and Wrench (inches)	Nominal Outside Pipe Diameter OD (inches)	Tap Drill (inches)
1/16"	27				0.313	Blue
1/8"	27	3/8	10	1/4	0.405	R
1/4"	18	5/8	11	3/8	0.540	7/16
3/8"	18	5/8	11	3/8	0.675	37/64
1/2"	14	3/4	10	7/16	0.840	23/32

### Metric Conversion Chart

Fraction Inch	Decimal Inch	MM	Fraction Inch	Decimal Inch	MM	Fraction Inch	Decimal Inch	MM
1/64	.015625	.3969	23/64	.359375	9.1281	11/16	.6875	17.4625
1/32	.03125	.7938	3/8	.375	9.525			
3/64	.046875	1.1906				45/64	.703125	17.8594
1/16	.0625	1.5875	25/64	.390625	9.9219	23/32	.71875	18.2562
			13/32	.40625	10.3188	47/64	.734375	18.6531
5/64	.078125	1.9844	27/64	.421875	10.7156	3/4	.75	19.05
3/32	.09375	2.3812	7/16	.4375	11.1125			
7/64	.109375	2.7781				49/64	.765625	19.4469
1/8	.125	3.175	29/64	.453125	11.5094	25/32	.78125	19.8438
			15/32	.46875	11.9062	51/64	.769875	20.2406
9/64	.140625	3.5719	31/64	.484375	12.3031	7/8	.875	20.6375
5/32	.15625	3.9688	1/2	.5	12.7			
11/64	.171875	4.3656				57/64	.890625	22.6219
3/16	.1875	4.7625	33/64	.515625	13.0969	29/32	.90625	23.0188
			17/32	.53125	13.4938	59/64	.921875	23.4156
13/64	.203125	5.1594	35/64	.546875	13.8906	15/16	.9375	23.8125
7/32	.21875	5.5562	9/16	.5625	14.2875			
15/64	.234375	5.9531				61/64	.953125	24.2094
1/4	.25	6.35	37/64	.578125	14.6844	31/32	.96875	24.6062
			19/32	.59375	15.0812	63/64	.984375	25.0031
17/64	.265625	6.7469	39/64	.609375	15.4781	1	1.0	25.4
9/32	.28125	7.1438	5/8	.625	15.875			
19/64	.296875	7.5406						
5/16	.3125	7.9375	41/64	.640625	16.2719			
			21/32	.65625	16.6688			
21/64	.328125	8.3344	43/64	.671875	17.0656			
11/32	.34375	8.7312						

### Stranded Conductors - AWG Conversion

AWG	Stranding	Diameter		Cross Sectional Area		Weight lbs./mft	DCR @ 20C-OHMS / mft	
		Inches	mm <sup>2</sup>	CMA	mm <sup>2</sup>		Care Cu.	Tinned Cu.
22	7/30	0.030	0.7620	700.00	0.3542	2.190	15.57	16.72
22	19/34	0.032	0.8128	754.11	0.3819	2.320	14.77	16.1
22	29/36	0.029	0.7366	650.00	0.3302	1.970	17.44	18.72
20	7/28	0.038	0.9652	1111.00	0.5628	3.490	9.81	10.42
20	10/30	0.036	0.9144	1000.00	0.5060	3.140	11.00	11.81
20	19/32	0.038	0.9652	1216.000	0.6156	3.750	9.10	9.765
20	26/34	0.040	1.0160	1031.94	0.5226	3.210	10.90	11.70
20	41/36	0.038	0.9652	1025.00	0.5207	3.170	11.17	11.99
18	7/26	0.046	1.1684	1769.60	0.8960	5.040	6.165	6.550
18	16/30	0.046	1.1684	1600.00	0.8096	5.000	6.877	7.384
18	19/30	0.048	1.2192	1900.00	0.9614	5.900	5.791	6.281
18	41/34	0.046	1.1684	1627.29	0.8241	5.060	6.975	7.487
18	65/36	0.048	1.2192	1625.00	0.8255	5.000	7.043	7.560

# INDEX

25-1067 ..... 163	50-376 ..... 224	80-1008 ..... 6	80-1069 ..... 37	80-1139 ..... 106
25-1069 ..... 163	50-378 ..... 225	80-1009 ..... 6	80-1070 ..... 37	80-1140 ..... 109
25-1072 ..... 163	50-379 ..... 225	80-1010 ..... 8	80-1071 ..... 37	80-1141 ..... 116
25-1074 ..... 163	50-380 ..... 225	80-1011 ..... 8	80-1072 ..... 37	80-1142 ..... 116
25-1080 ..... 163	50-382 ..... 222	80-1012 ..... 7	80-1073 ..... 43	80-1145 ..... 69
25-1081 ..... 163	50-429 ..... 221	80-1013 ..... 7	80-1074 ..... 43	80-1146 ..... 69
50-105 ..... 219	50-468 ..... 218	80-1014 ..... 11	80-1074 ..... 52	80-1148 ..... 69
50-106 ..... 219	50-469 ..... 218	80-1015 ..... 11	80-1075 ..... 43	80-1149 ..... 43
50-107 ..... 219	50-470 ..... 218	80-1016 ..... 10	80-1076 ..... 43	80-1150 ..... 42
50-108 ..... 222	50-471 ..... 218	80-1017 ..... 10	80-1076 ..... 52	80-1151 ..... 70
50-109 ..... 219	50-503 ..... 225	80-1020 ..... 8	80-1077 ..... 62	80-1155 ..... 47
50-111 ..... 222	50-547 ..... 220	80-1021 ..... 8	80-1078 ..... 42	80-1157 ..... 45
50-112 ..... 222	50-667 ..... 220	80-1022 ..... 15	80-1080 ..... 45	80-1158 ..... 7
50-114 ..... 222	50-721 ..... 221	80-1023 ..... 15	80-1081 ..... 51	80-1159 ..... 7
50-120 ..... 224	50-722 ..... 221	80-1024 ..... 16	80-1082 ..... 51	80-1161 ..... 26
50-143 ..... 216	50-723 ..... 221	80-1025 ..... 16	80-1083 ..... 43	80-1162 ..... 26
50-144 ..... 216	50-724 ..... 221	80-1026 ..... 16	80-1087 ..... 68	80-1163 ..... 110
50-152 ..... 217	50-725 ..... 221	80-1027 ..... 16	80-1088 ..... 68	80-1166 ..... 111
50-153 ..... 217	50-726 ..... 221	80-1028 ..... 17	80-1089 ..... 68	80-1167 ..... 111
50-154 ..... 217	50-727 ..... 221	80-1029 ..... 17	80-1090 ..... 72	80-1175 ..... 17
50-155 ..... 217	50-728 ..... 221	80-1030 ..... 15	80-1091 ..... 72	80-1176 ..... 17
50-156 ..... 217	50-729 ..... 221	80-1031 ..... 15	80-1092 ..... 72	80-1177 ..... 17
50-157 ..... 217	50-730 ..... 221	80-1032 ..... 15	80-1093 ..... 70	80-1178 ..... 17
50-165 ..... 223	50-777 ..... 224	80-1033 ..... 15	80-1094 ..... 71	80-1179 ..... 15
50-166 ..... 223	50-778 ..... 224	80-1034 ..... 16	80-1095 ..... 71	80-1180 ..... 15
50-167 ..... 223	50-779 ..... 224	80-1035 ..... 16	80-1097 ..... 43	80-1181 ..... 154, 155
50-168 ..... 221	50-919 ..... 220	80-1036 ..... 16	80-1098 ..... 7	80-1182 ..... 154, 155
50-169 ..... 221	50-927 ..... 216	80-1037 ..... 16	80-1099 ..... 9	80-1183 ..... 184
50-170 ..... 221	77-461 ..... 202	80-1038 ..... 17	80-1100 ..... 8	80-1184 ..... 184
50-171 ..... 221	77-462 ..... 202	80-1039 ..... 17	80-1101 ..... 7	80-1185 ..... 184
50-172 ..... 221	77-466 ..... 202	80-1040 ..... 15	80-1103 ..... 55	80-1186 ..... 184
50-173 ..... 221	79-200 ..... 161	80-1041 ..... 15	80-1104 ..... 38	80-1187 ..... 184
50-186 ..... 216	79-201 ..... 161	80-1042 ..... 18	80-1105 ..... 38	80-1188 ..... 9
50-190 ..... 225	79-203 ..... 161	80-1043 ..... 18	80-1106 ..... 38	80-1189 ..... 28
50-191 ..... 225	79-204 ..... 161	80-1044 ..... 18	80-1107 ..... 38	80-1190 ..... 16
50-194 ..... 224	79-205 ..... 161	80-1045 ..... 18	80-1108 ..... 36	80-1191 ..... 16
50-195 ..... 224	79-206 ..... 161	80-1046 ..... 20	80-1109 ..... 36	80-1192 ..... 7
50-216 ..... 220	79-209 ..... 161	80-1047 ..... 20	80-1110 ..... 36	80-1193 ..... 7
50-218 ..... 217	79-210 ..... 161	80-1048 ..... 20	80-1111 ..... 36	80-1194 ..... 8
50-230 ..... 221	79-211 ..... 161	80-1049 ..... 20	80-1112 ..... 36	80-1195 ..... 21
50-231 ..... 221	79-212 ..... 161	80-1050 ..... 20	80-1113 ..... 47	80-1196 ..... 21
50-233 ..... 221	79-213 ..... 161	80-1051 ..... 20	80-1118 ..... 7	80-1197 ..... 156
50-234 ..... 225	79-233 ..... 161	80-1052 ..... 20	80-1119 ..... 7	80-1198 ..... 70
50-235 ..... 225	79-306 ..... 163	80-1053 ..... 20	80-1120 ..... 58	80-1202 ..... 47
50-236 ..... 225	79-432 ..... 163	80-1054 ..... 21	80-1124 ..... 107	80-1204 ..... 170
50-238 ..... 221	79-455 ..... 162	80-1055 ..... 21	80-1125 ..... 107	80-1205 ..... 170
50-239 ..... 221	79-457 ..... 162	80-1056 ..... 21	80-1126 ..... 107	80-1210 ..... 25
50-275 ..... 218	79-458 ..... 162	80-1057 ..... 21	80-1127 ..... 107	80-1211 ..... 25
50-276 ..... 218	79-460 ..... 162	80-1058 ..... 19	80-1128 ..... 107	80-1212 ..... 46
50-312 ..... 217	79-464 ..... 162	80-1059 ..... 19	80-1129 ..... 107	80-1214 ..... 42
50-329 ..... 219	79-466 ..... 163	80-1060 ..... 19	80-1130 ..... 107	80-1215 ..... 25
50-330 ..... 219	80-1000 ..... 6	80-1061 ..... 19	80-1131 ..... 107	80-1217 ..... 25
50-331 ..... 219	80-1001 ..... 6	80-1062 ..... 19	80-1132 ..... 106	80-1218 ..... 8
50-332 ..... 220	80-1002 ..... 7	80-1063 ..... 19	80-1133 ..... 106	80-1220 ..... 49
50-334 ..... 219	80-1003 ..... 7	80-1064 ..... 23	80-1134 ..... 106	80-1221 ..... 49
50-335 ..... 219	80-1004 ..... 7	80-1065 ..... 23	80-1135 ..... 106	80-1222 ..... 49
50-336 ..... 219	80-1005 ..... 7	80-1066 ..... 23	80-1136 ..... 106	80-1223 ..... 48
50-374 ..... 225	80-1006 ..... 9	80-1067 ..... 23	80-1137 ..... 106	80-1224 ..... 48
50-375 ..... 225	80-1007 ..... 9	80-1068 ..... 37	80-1138 ..... 106	80-1225 ..... 45

80-1226.....	45	80-1320.....	23	80-1436.....	25	80-1533.....	14	80-1650.....	71
80-1227.....	84	80-1321.....	19	80-1437.....	25	80-1542.....	14	80-1651.....	70
80-1228.....	84	80-1326.....	62	80-1438.....	25	80-1547.....	11	80-1652.....	70
80-1229.....	110	80-1328.....	49	80-1439.....	25	80-1548.....	11	80-1653.....	72
80-1241.....	111	80-1329.....	51	80-1440.....	25	80-1552.....	69	80-1654.....	72
80-1242.....	25	80-1330.....	51	80-1441.....	25	80-1553.....	69	80-1664.....	64
80-1244.....	110	80-1337.....	41	80-1442.....	25	80-1554.....	69	80-1665.....	54, 56
80-1245.....	81	80-1347.....	68	80-1445.....	51	80-1555.....	187	80-1668.....	74
80-1246.....	81	80-1348.....	6	80-1446.....	17	80-1558.....	12	80-1669.....	8
80-1247.....	81	80-1349.....	15	80-1447.....	17	80-1559.....	12	80-1670.....	8
80-1248.....	81	80-1350.....	25	80-1449.....	57	80-1560.....	13	80-1671.....	10
80-1249.....	80	80-1351.....	25	80-1450.....	22	80-1561.....	13	80-1672.....	9
80-1250.....	80	80-1352.....	24	80-1451.....	22	80-1562.....	12	80-1673.....	9
80-1251.....	80	80-1353.....	24	80-1453.....	7	80-1563.....	12	80-1674.....	53
80-1252.....	81	80-1355.....	107	80-1454.....	186	80-1565.....	12	80-1677.....	42, 52
80-1253.....	81	80-1356.....	107	80-1455.....	186	80-1566.....	12	80-1678.....	42, 52
80-1254.....	81	80-1357.....	107	80-1456.....	187	80-1582.....	73	80-1679.....	44
80-1255.....	81	80-1358.....	107	80-1457.....	187	80-1583.....	73	80-1680.....	44
80-1256.....	81	80-1359.....	106	80-1458.....	187	80-1589.....	73	80-1681.....	52
80-1257.....	81	80-1360.....	106	80-1462.....	18	80-1590.....	73	80-1682.....	44
80-1258.....	81	80-1361.....	106	80-1463.....	18	80-1591.....	73	80-1685.....	47
80-1263.....	46	80-1362.....	106	80-1466.....	110	80-1596.....	69	80-1688.....	113
80-1265.....	37	80-1363.....	106	80-1467.....	25	80-1598.....	27	80-1689.....	53
80-1266.....	36	80-1364.....	106	80-1468.....	25	80-1600.....	83	80-1690.....	59
80-1267.....	38	80-1365.....	106	80-1471.....	25	80-1601.....	83	80-1691.....	46
80-1268.....	28	80-1366.....	106	80-1472.....	25	80-1602.....	83	80-1692.....	25
80-1269.....	28	80-1367.....	107	80-1473.....	71	80-1603.....	83	80-1693.....	71
80-1270.....	28	80-1368.....	107	80-1474.....	71	80-1604.....	83	80-1694.....	71
80-1271.....	28	80-1369.....	107	80-1475.....	24	80-1605.....	83	80-1695.....	18
80-1272.....	28	80-1370.....	107	80-1476.....	24	80-1606.....	83	80-1696.....	18
80-1274.....	70	80-1371.....	116	80-1477.....	24	80-1613.....	55	80-1700.....	53
80-1275.....	70	80-1372.....	68	80-1481.....	111	80-1614.....	53	80-1701.....	25
80-1278.....	50	80-1373.....	8	80-1482.....	111	80-1615.....	68	80-1702.....	25
80-1282.....	170	80-1376.....	55	80-1483.....	25	80-1617.....	116	80-1703.....	23
80-1287.....	25	80-1377.....	56	80-1485.....	71	80-1619.....	188	80-1704.....	23
80-1288.....	25	80-1378.....	54	80-1486.....	71	80-1620.....	188	80-1705.....	24
80-1289.....	25	80-1379.....	64	80-1487.....	186	80-1621.....	188	80-1706.....	26
80-1290.....	25	80-1380.....	64	80-1490.....	80	80-1622.....	188	80-1707.....	26
80-1291.....	20	80-1381.....	110	80-1496.....	78	80-1627.....	188	80-1708.....	47
80-1292.....	20	80-1389.....	37	80-1497.....	78	80-1628.....	188	80-1709.....	26
80-1293.....	111	80-1398.....	69	80-1498.....	78	80-1629.....	188	80-1710.....	88
80-1294.....	70	80-1408.....	116	80-1499.....	78	80-1630.....	188	80-1711.....	88
80-1300.....	69	80-1409.....	107	80-1500.....	73	80-1631.....	54, 56	80-1712.....	88
80-1301.....	69	80-1410.....	107	80-1501.....	6	80-1632.....	188	80-1713.....	88
80-1302.....	69	80-1411.....	107	80-1502.....	9	80-1633.....	188	80-1714.....	89
80-1303.....	70	80-1412.....	107	80-1503.....	9	80-1634.....	188	80-1715.....	89
80-1304.....	70	80-1413.....	106	80-1504.....	10	80-1635.....	188	80-1716.....	89
80-1305.....	70	80-1414.....	106	80-1505.....	10	80-1636.....	26	80-1717.....	89
80-1306.....	42	80-1415.....	106	80-1506.....	84	80-1637.....	36	80-1718.....	70
80-1307.....	54	80-1416.....	106	80-1518.....	154, 155	80-1638.....	36	80-1719.....	70
80-1311.....	71	80-1419.....	25	80-1519.....	154, 155	80-1639.....	36	80-1720.....	89
80-1312.....	70	80-1428.....	15	80-1523.....	27	80-1640.....	37	80-1721.....	89
80-1313.....	50	80-1429.....	15	80-1524.....	27	80-1641.....	38	80-1733.....	117
80-1314.....	51	80-1430.....	19	80-1525.....	27	80-1642.....	63	80-1734.....	53
80-1315.....	50	80-1431.....	19	80-1527.....	6	80-1645.....	63	80-1737.....	16
80-1316.....	50	80-1432.....	19	80-1529.....	6	80-1646.....	57	80-1738.....	16
80-1317.....	48	80-1433.....	19	80-1530.....	56	80-1647.....	52	80-1739.....	16
80-1318.....	42	80-1434.....	21	80-1531.....	46	80-1648.....	60	80-1740.....	16
80-1319.....	20	80-1435.....	25	80-1532.....	27	80-1649.....	68	80-1741.....	75



# INDEX

80-1742	75	80-1873	74	80-2020	79	80-2105	89	80-2198	7
80-1748	77	80-1875	53	80-2021	79	80-2106	85	80-2199	38
80-1749	22	80-1877	53	80-2022	82	80-2107	85	80-2200	38
80-1750	22	80-1880	158	80-2025	82	80-2108	85	80-2201	38
80-1751	55	80-1888	87, 89, 119	80-2026	82	80-2109	85	80-2202	38
80-1753	8	80-1890	89	80-2027	82	80-2115	79	80-2206	17
80-1754	6	80-1891	88	80-2028	82	80-2116	79	80-2207	189
80-1755	62	80-1893	72	80-2029	82	80-2117	79	80-2209	20
80-1759	37	80-1912	71	80-2030	56	80-2118	79	80-2210	20
80-1762	62	80-1914	75	80-2031	56	80-2119	83	80-2211	16
80-1763	29	80-1925	43	80-2032	44	80-2120	43	80-2212	16
80-1764	29	80-1926	77	80-2034	41	80-2121	185	80-2214	182
80-1766	63	80-1927	36	80-2035	58	80-2124	214	80-2215	55
80-1767	109	80-1934	87	80-2036	62	80-2125	214	80-2216	20
80-1768	48	80-1935	87	80-2037	116	80-2127	81	80-2217	19
80-1769	59	80-1937	82	80-2041	50	80-2128	49	80-2218	19
80-1770	109	80-1938	164	80-2042	50	80-2129	78	80-2219	21
80-1771	109	80-1944	80	80-2044	74	80-2130	78	80-2220	23
80-1772	15	80-1947	116	80-2047	42	80-2134	121	80-2221	23
80-1782	70	80-1948	72	80-2049	74	80-2135	38	80-2223	40
80-1784	70	80-1949	88	80-2054	68	80-2136	7	80-2224	40
80-1785	70	80-1950	88	80-2061	39	80-2137	6	80-2227	169
80-1786	70	80-1953	87	80-2062	39	80-2138	6	80-2228	112
80-1787	70	80-1955	87	80-2064	40	80-2141	189	80-2229	112
80-1788	70	80-1956	49	80-2065	40	80-2142	189	80-2230	112
80-1791	56	80-1964	130	80-2067	39	80-2143	189	80-2231	115
80-1793	52	80-1965	130	80-2068	39	80-2144	189	80-2232	115
80-1794	70	80-1966	130	80-2070	39	80-2145	189	80-2233	76
80-1795	23	80-1967	130	80-2071	39	80-2146	166	80-2237	85
80-1796	74	80-1968	7	80-2072	40	80-2149	154	80-2238	20
80-1797	27	80-1969	7	80-2073	88	80-2150	38	80-2239	50
80-1798	63	80-1970	119	80-2074	88	80-2151	155	80-2243	44
80-1813	74	80-1971	190	80-2075	88	80-2152	154	80-2244	22
80-1816	74	80-1972	190	80-2076	88	80-2153	20	80-2245	25
80-1819	116	80-1973	190	80-2077	88	80-2154	214	80-2250	8
80-1820	116	80-1974	190	80-2078	88	80-2158	20	80-2251	15
80-1844	69	80-1975	190	80-2080	62	80-2159	74	80-2252	15
80-1846	86	80-1976	190	80-2081	191	80-2160	182	80-2253	19
80-1847	86	80-1977	71	80-2082	191	80-2161	119	80-2260	59
80-1848	86	80-1979	148	80-2083	191	80-2162	63	80-2261	136
80-1849	86	80-1980	116	80-2084	191	80-2163	63	80-2262	136
80-1850	86	80-1981	8	80-2085	191	80-2164	50	80-2266	64
80-1851	86	80-1983	108	80-2086	191	80-2165	74	80-2267	64
80-1852	86	80-1984	23	80-2087	191	80-2166	80	80-2269	30
80-1853	86	80-1985	23	80-2088	191	80-2167	80	80-2270	30
80-1854	86	80-1987	190	80-2089	43	80-2168	80	80-2271	30, 201
80-1855	86	80-1988	190	80-2090	56	80-2169	80	80-2272	30
80-1856	86	80-1994	108	80-2091	57	80-2174	214	80-2273	30
80-1857	86	80-1996	68	80-2092	53	80-2177	154	80-2274	30
80-1858	87	80-1997	76	80-2093	55	80-2178	75	80-2279	36
80-1859	87	80-2003	72	80-2095	62	80-2179	170	80-2280	37
80-1860	87	80-2004	75	80-2096	62	80-2180	177	80-2281	30
80-1861	87	80-2005	87	80-2097	69	80-2181	186	80-2282	30
80-1862	87	80-2010	149	80-2098	69	80-2182	50	80-2283	30
80-1863	87	80-2011	186	80-2099	76	80-2185	9	80-2284	30
80-1865	59	80-2012	72	80-2101	116	80-2186	9	80-2287	174
80-1869	88	80-2013	72	80-2102	158	80-2195	189	80-2288	135
80-1870	52	80-2015	167	80-2103	158	80-2196	68	80-2289	135
80-1872	75	80-2019	74	80-2104	88	80-2197	48	80-2290	135

80-2291 ..... 135	80-2364 ..... 82	80-2437 ..... 6	80-2522 ..... 113	90-023 ..... 177
80-2292 ..... 179	80-2365 ..... 82	80-2438 ..... 6	80-2523 ..... 113	90-024 ..... 177
80-2293 ..... 154	80-2368 ..... 119	80-2439 ..... 32	80-2524 ..... 113	90-025 ..... 177
80-2294 ..... 154	80-2369 ..... 48	80-2442 ..... 15	80-2529 ..... 70	90-026 ..... 177
80-2296 ..... 77	80-2370 ..... 46	80-2443 ..... 19	80-2530 ..... 37	90-027 ..... 177
80-2297 ..... 30, 201	80-2371 ..... 47	80-2444 ..... 19	80-2531 ..... 8	90-028 ..... 177
80-2298 ..... 30	80-2372 ..... 133	80-2445 ..... 20	80-2534 ..... 20	90-029 ..... 177
80-2299 ..... 63	80-2373 ..... 133	80-2448 ..... 37	80-2537 ..... 74	90-030 ..... 177
80-2300 ..... 25	80-2374 ..... 133	80-2449 ..... 66	80-2538 ..... 15	90-031 ..... 177
80-2301 ..... 25	80-2375 ..... 133	80-2450 ..... 135	80-2539 ..... 121	90-032 ..... 177
80-2304 ..... 132	80-2376 ..... 133	80-2452 ..... 186	80-2540 ..... 38	90-033 ..... 168
80-2305 ..... 132	80-2377 ..... 130	80-2453 ..... 33, 201	80-2541 ..... 119	90-034 ..... 168
80-2306 ..... 132	80-2378 ..... 31	80-2454 ..... 33	80-2543 ..... 72	90-035 ..... 177
80-2307 ..... 74	80-2379 ..... 31	80-2455 ..... 33	80-2548 ..... 70	90-036 ..... 177
80-2308 ..... 134	80-2380 ..... 31, 201	80-2456 ..... 33	80-2549 ..... 150	90-037 ..... 177
80-2309 ..... 134	80-2381 ..... 31	80-2457 ..... 33	80-2550 ..... 150	90-038 ..... 177
80-2310 ..... 174	80-2384 ..... 50	80-2458 ..... 33	80-2551 ..... 45	90-039 ..... 209
80-2311 ..... 82	80-2385 ..... 72	80-2459 ..... 33	80-2552 ..... 154	90-040 ..... 202
80-2312 ..... 82	80-2389 ..... 22	80-2460 ..... 33, 201	80-2555 ..... 154	90-041 ..... 202
80-2313 ..... 137	80-2390 ..... 22	80-2461 ..... 33	80-2556 ..... 137	90-044 ..... 203
80-2315 ..... 9	80-2392 ..... 6	80-2463 ..... 135	80-2557 ..... 137	90-045 ..... 203
80-2316 ..... 9	80-2393 ..... 6	80-2464 ..... 135	80-2565 ..... 34	90-047 ..... 199
80-2317 ..... 109	80-2394 ..... 7	80-2465 ..... 135	80-2566 ..... 34	90-048 ..... 199
80-2318 ..... 76	80-2395 ..... 7	80-2466 ..... 135	80-2567 ..... 34	90-050 ..... 199
80-2319 ..... 170	80-2396 ..... 8	80-2467 ..... 135	80-2568 ..... 34	90-051 ..... 199
80-2321 ..... 85	80-2397 ..... 136	80-2468 ..... 109	80-2569 ..... 34	90-052 ..... 197
80-2324 ..... 76	80-2398 ..... 132	80-2469 ..... 109	80-2570 ..... 34	90-053 ..... 197
80-2326 ..... 21	80-2399 ..... 20	80-2471 ..... 187	80-2571 ..... 34	90-054 ..... 197
80-2327 ..... 23	80-2400 ..... 185	80-2474 ..... 132	80-2572 ..... 34	90-055 ..... 197
80-2330 ..... 130	80-2402 ..... 185	80-2475 ..... 132	80-2573 ..... 35	90-056 ..... 197
80-2331 ..... 130, 147	80-2403 ..... 24	80-2477 ..... 21	80-2574 ..... 35	90-057 ..... 202
80-2332 ..... 130, 147	80-2404 ..... 24	80-2478 ..... 21	80-2575 ..... 35	90-058 ..... 197
80-2333 ..... 130, 147	80-2408 ..... 114	80-2479 ..... 23	80-2576 ..... 35	90-059 ..... 177
80-2334 ..... 130, 147	80-2409 ..... 114	80-2480 ..... 23	80-2577 ..... 35	90-060 ..... 177
80-2335 ..... 130, 147	80-2410 ..... 114	80-2481 ..... 19	80-2578 ..... 35	90-061 ..... 199
80-2336 ..... 115	80-2411 ..... 114, 122	80-2482 ..... 19	80-2579 ..... 35	90-062 ..... 197
80-2337 ..... 115	80-2412 ..... 114	80-2483 ..... 22	80-2580 ..... 35	90-063 ..... 197
80-2338 ..... 30, 150	80-2413 ..... 114	80-2485 ..... 182	80-2594 ..... 89	90-065 ..... 197
80-2339 ..... 150	80-2414 ..... 17	80-2486 ..... 182	80-2652 ..... 49	90-066 ..... 197
80-2340 ..... 150	80-2415 ..... 15	80-2487 ..... 69	90-000 ..... 163	90-068 ..... 197
80-2341 ..... 150	80-2416 ..... 18	80-2488 ..... 69	90-001 ..... 168	90-069 ..... 203
80-2342 ..... 150	80-2417 ..... 17	80-2490 ..... 89	90-002 ..... 168	90-070 ..... 162
80-2343 ..... 31	80-2418 ..... 18	80-2492 ..... 51	90-003 ..... 169	90-071 ..... 162
80-2343 ..... 201	80-2421 ..... 19	80-2494 ..... 82	90-004 ..... 169	90-072 ..... 162
80-2344 ..... 31	80-2422 ..... 23	80-2495 ..... 150	90-008 ..... 194	90-077 ..... 162
80-2345 ..... 31	80-2423 ..... 21	80-2496 ..... 114	90-009 ..... 194	90-078 ..... 163
80-2346 ..... 31	80-2424 ..... 16	80-2497 ..... 114	90-010 ..... 194	90-080 ..... 163
80-2350 ..... 83	80-2425 ..... 57	80-2498 ..... 114	90-011 ..... 194	90-081 ..... 163
80-2351 ..... 116	80-2426 ..... 114	80-2507 ..... 29	90-012 ..... 194	90-085 ..... 163
80-2352 ..... 116	80-2427 ..... 32	80-2509 ..... 20	90-013 ..... 194	90-086 ..... 163
80-2355 ..... 11	80-2428 ..... 32	80-2511 ..... 87, 119	90-014 ..... 169	90-095 ..... 180
80-2356 ..... 16	80-2429 ..... 32	80-2513 ..... 121	90-015 ..... 168	90-096 ..... 180
80-2357 ..... 15	80-2430 ..... 32	80-2515 ..... 113	90-016 ..... 169	90-097 ..... 180
80-2358 ..... 15	80-2431 ..... 32	80-2516 ..... 113	90-017 ..... 168	90-098 ..... 180
80-2359 ..... 42	80-2432 ..... 32	80-2517 ..... 113	90-018 ..... 168	90-099 ..... 161
80-2360 ..... 121	80-2433 ..... 32	80-2518 ..... 113	90-019 ..... 168	90-100 ..... 133
80-2361 ..... 164	80-2434 ..... 32, 201	80-2519 ..... 113	90-020 ..... 24	90-101 ..... 133
80-2362 ..... 164	80-2435 ..... 32	80-2520 ..... 113	90-021 ..... 24	90-102 ..... 133
80-2363 ..... 164	80-2436 ..... 32, 201	80-2521 ..... 113	90-022 ..... 177	90-103 ..... 133

# INDEX

90-105.....	133	90-182.....	24	90-269.....	172	90-351.....	170	90-429.....	54
90-106.....	136	90-183.....	24	90-270.....	164	90-352.....	186	90-430.....	204
90-107.....	136	90-187.....	168	90-271.....	164	90-353.....	170	90-431.....	204
90-108.....	199	90-188.....	194	90-272.....	164	90-354.....	170	90-432.....	64
90-109.....	166	90-189.....	194	90-273.....	172	90-355.....	170	90-433.....	115
90-110.....	166	90-190.....	194	90-274.....	164	90-356.....	170	90-434.....	115
90-111.....	167	90-191.....	198	90-276.....	172	90-357.....	170	90-435.....	115
90-112.....	166	90-192.....	197	90-277.....	172	90-358.....	170	90-436.....	115
90-113.....	166	90-193.....	197	90-278.....	172	90-359.....	170	90-437.....	121
90-114.....	167	90-194.....	198	90-280.....	164	90-360.....	170	90-438.....	121
90-115.....	167	90-195.....	198	90-281.....	164	90-361.....	170	90-439.....	214
90-116.....	192	90-196.....	197	90-282.....	164	90-362.....	170	90-440.....	183
90-117.....	192	90-197.....	197	90-283.....	164	90-363.....	170	90-441.....	183
90-119.....	203	90-198.....	197	90-284.....	164	90-364.....	170	90-442.....	183
90-120.....	211	90-199.....	198	90-285.....	164	90-365.....	172	90-443.....	60
90-121.....	204	90-200.....	173	90-286.....	164	90-366.....	186	90-444.....	60
90-122.....	192	90-201.....	173	90-287.....	164	90-368.....	187	90-445.....	60
90-123.....	192	90-202.....	173	90-288.....	164	90-369.....	187	90-446.....	120
90-124.....	192	90-203.....	173	90-289.....	164	90-370.....	186	90-449.....	77
90-125.....	192	90-204.....	173	90-290.....	164	90-371.....	187	90-450.....	183
90-127.....	192	90-205.....	173	90-291.....	164	90-372.....	186	90-451.....	183
90-128.....	192	90-206.....	173	90-292.....	164	90-373.....	187	90-452.....	183
90-129.....	192	90-207.....	178	90-293.....	164	90-374.....	186	90-453.....	183
90-130.....	158	90-208.....	176	90-294.....	164	90-375.....	187	90-456.....	183
90-132.....	158	90-209.....	176	90-295.....	164	90-379.....	170	90-458.....	36
90-133.....	157	90-210.....	176	90-296.....	164	90-381.....	170	90-460.....	133
90-135.....	157	90-212.....	173	90-297.....	164	90-383.....	170	90-462.....	133
90-136.....	155	90-219.....	155	90-298.....	164	90-384.....	172	90-463.....	66
90-137.....	155	90-220.....	155	90-299.....	164	90-385.....	172	90-464.....	67
90-139.....	155	90-221.....	155	90-300.....	193	90-386.....	172	90-465.....	64
90-140.....	156	90-222.....	155	90-301.....	164	90-387.....	172	90-466.....	50
90-141.....	156	90-223.....	155	90-302.....	164	90-388.....	170	90-469.....	149
90-142.....	156	90-224.....	155	90-303... 207, 214, 218		90-389.....	170	90-470.....	149
90-151.....	203	90-225.....	155	90-305.....	193	90-390.....	168	90-472.....	170
90-152.....	172	90-230.....	204	90-306.....	193	90-392.....	168	90-473.....	170
90-153.....	172	90-231.....	204	90-312.....	193	90-393.....	112	90-474.....	75
90-154.....	172	90-234.....	206	90-317.....	193	90-394.....	112	90-475.....	74
90-155.....	172	90-235.....	206	90-318.....	193	90-396.....	149	90-480.....	61
90-156.....	172	90-241.....	179	90-319.....	193	90-402.....	68	90-481.....	61
90-157.....	150	90-242.....	199	90-321.....	150	90-403.....	68	90-487.....	194
90-158.....	150	90-244.....	206	90-322.....	150	90-404.....	41	90-488.....	194
90-159.....	176	90-245.....	176	90-323.....	150	90-405.....	41	90-489.....	194
90-161.....	150	90-246.....	213	90-324.....	150	90-407.....	62	90-490.....	133
90-162.....	179	90-248.....	76	90-325.....	150	90-409.....	42	90-491.....	133
90-163.....	180	90-249.....	173	90-326.....	150	90-410.....	6	90-492.....	133
90-165.....	167	90-250.....	76	90-327.....	150	90-411.....	9	90-493.....	133
90-167.....	176	90-253.....	173	90-328.....	150	90-412.....	7	90-496.....	133
90-168.....	176	90-254.....	173	90-330.....	204	90-413.....	7	90-497.....	133
90-169.....	176	90-255.....	164	90-331.....	204	90-414.....	64	90-498.....	133
90-171.....	168	90-256.....	164	90-332.....	179	90-415.....	64	90-500.....	115
90-172.....	169	90-257.....	164	90-333.....	170	90-416.....	64	90-501.....	106
90-173.....	192	90-258.....	164	90-335..... 174, 210		90-418.....	6	90-502.....	109
90-174.....	180	90-259.....	164	90-336..... 174, 210		90-419.....	43	90-503.....	192
90-176.....	170	90-260.....	164	90-337..... 174, 210		90-420.....	8	90-504.....	106
90-177.....	170	90-261.....	164	90-338..... 174		90-421.....	6	90-505.....	108
90-178.....	167	90-262.....	164	90-339..... 174		90-422.....	68	90-506.....	115
90-179.....	166	90-263.....	173	90-340..... 173		90-424.....	41	90-507.....	106
90-180.....	150	90-267.....	172	90-341..... 173		90-425.....	77	90-508.....	107
90-181.....	24	90-268.....	172	90-350..... 170		90-428.....	58	90-521.....	192

90-522 .....	192	90-625 .....	178	90-719 .....	112	90-879 .....	214	90-1003 .....	164
90-532 .....	77	90-626 .....	178	90-720 .....	173	90-880 .....	214	90-1004 .....	164
90-533 .....	192	90-631 .....	112	90-721 .....	173	90-886 .....	158	90-1005 .....	164
90-534 .....	192	90-632 .....	112	90-722 .....	177	90-890 .....	198	90-1008 .....	164
90-535 .....	177	90-634 .....	179	90-723 .....	136	90-891 .....	198	90-1009 .....	164
90-536 .....	177	90-635 .....	177	90-724 .....	204	90-892 .....	198	90-1012 .....	164
90-537 .....	177	90-636 .....	178	90-725 .....	194	90-893 .....	198	90-1014 .....	164
90-538 .....	177	90-637 .....	178	90-738 .....	69	90-894 .....	198	90-1015 .....	164
90-539 .....	177	90-638 .....	178	90-739 .....	69	90-901 .....	186	90-1016 .....	162
90-540 .....	63	90-639 .....	178	90-744 .....	177	90-902 .....	186	90-1017 .....	164
90-541 .....	63	90-640 .....	176	90-747 .....	193	90-903 .....	186	90-1018 .....	164
90-542 .....	63	90-642 .....	178	90-748 .....	193	90-904 .....	186	90-1020 .....	172
90-543 .....	63	90-643 .....	178	90-749 .....	204	90-905 .....	186	90-1021 .....	164
90-545 .....	116	90-644 .....	178	90-755 .....	205	90-906 .....	186	90-1022 .....	164
90-546 .....	121	90-645 .....	178	90-756 .....	205	90-907 .....	186	90-1023 .....	164
90-547 .....	121	90-646 .....	178	90-757 .....	205	90-908 .....	186	90-1025 .....	164
90-548 .....	70	90-649 .....	207	90-758 .....	205	90-909 .....	186	90-1026 .....	164
90-551 .....	176	90-650 .....	207	90-759 .....	50	90-910 .....	186	90-1027 .....	164
90-552 .....	154	90-651 .....	176	90-760 .....	50	90-911 .....	187	90-1028 .....	164
90-553 .....	154	90-652 .....	176	90-761 .....	178	90-912 .....	187	90-1029 .....	164
90-554 .....	154	90-653 .....	176	90-762 ... 157, 158, 178		90-913 .....	187	90-1030 .....	164
90-555 .....	154	90-654 .....	214	90-763 .....	205	90-914 .....	187	90-1031 .....	164
90-556 .....	154	90-655 .....	214	90-764 .....	178	90-915 .....	187	90-1032 .....	177
90-557 .....	154	90-656 .....	214	90-765 .....	178	90-916 .....	187	90-1034 .....	192
90-558 .....	155	90-657 .....	214	90-766 .....	205	90-917 .....	187	90-1035 .....	168
90-559 .....	155	90-658 .....	214	90-767 .....	205	90-918 .....	187	90-1036 .....	168
90-560 .....	155	90-659 .....	214	90-768 .....	213	90-919 .....	154	90-1037 .....	168
90-561 .....	155	90-660 .....	214	90-769 .....	213	90-920 .....	154	90-1038 .....	168
90-562 .....	155	90-666 .....	176	90-770 .....	183	90-921 .....	154	90-1042 .....	169
90-563 .....	155	90-667 .....	178	90-775 .....	211	90-922 .....	154	90-1050 .....	157
90-570 .....	155	90-668 .....	178	90-776 .....	211	90-923 .....	154	90-1051 .....	157
90-571 .....	155	90-670 .....	162	90-793 .....	113	90-924 .....	154	90-1059 .....	179
90-573 .....	115	90-677 .....	214	90-794 .....	113	90-925 .....	154	90-1060 .....	164
90-574 .....	115	90-678 .....	214	90-797 .....	177	90-931 .....	186	90-1062 .....	164
90-575 .....	166	90-679 .....	214	90-798 .....	111	90-934 .....	193	90-1063 .....	164
90-577 .....	214	90-684 .....	205	90-799 .....	111	90-935 .....	83	90-1065 .....	166
90-578 .....	214	90-685 .....	205	90-806 .....	122	90-935 .....	194	90-1066 .....	168
90-0580 .....	203	90-686 .....	205	90-814 .....	115	90-940 .....	156	90-1068 .....	164
90-589 .....	167	90-689 .....	108	90-815 .....	183	90-955 .....	176	90-1069 .....	110
90-590 .....	106	90-691 .....	193	90-816 .....	183	90-957 .....	173	90-1070 .....	110
90-591 .....	168	90-692 .....	193	90-817 .....	183	90-958 .....	173	90-1072 .....	202
90-592 .....	168	90-693 .....	193	90-820 .....	115	90-959 .....	157	90-1073 .....	166
90-593 .....	167	90-695 .....	112	90-821 .....	115	90-963 .....	178	90-1074 .....	43
90-594 .....	168	90-696 .....	112	90-822 .....	176	90-967 .....	133	90-1076 .....	77
90-595 .....	63	90-697 .....	112	90-825 .....	115	90-968 .....	136	90-1077 .....	75
90-598 .....	167	90-701 .....	156	90-837 .....	158	90-985 .....	172	90-1078 .....	75
90-599 .....	173	90-702 .....	178	90-838 .....	158	90-986 .....	172	90-1080 .....	74
90-606 .....	164	90-703 .....	109	90-840 .....	204	90-987 .....	172	90-1081 .....	74
90-607 .....	164	90-704 .....	108	90-841 .....	204	90-988 .....	172	90-1082 .....	111
90-608 .....	164	90-705 .....	214	90-842 .....	158	90-989 .....	172	90-1083 .....	113
90-609 .....	164	90-706 .....	207	90-846 .....	183	90-990 .....	172	90-1084 .....	113
90-610 .....	164	90-707 .....	207	90-867 .....	16	90-991 .....	172	90-1085 .....	211
90-611 .....	164	90-708 .....	211	90-868 .....	15	90-992 .....	172	90-1088 .....	171
90-612 .....	167	90-709 .....	211	90-869 .....	16	90-993 .....	172	90-1089 .....	171
90-613 .....	167	90-710 .....	176	90-870 .....	15	90-995 .....	172	90-1090 .....	171
90-614 .....	179	90-711 .....	176	90-871 .....	17	90-996 .....	172	90-1091 .....	171
90-615 .....	207	90-714 .....	173	90-876 .....	205	90-998 .....	150	90-1092 .....	171
90-616 .....	207	90-715 .....	112	90-877 .....	205	90-1000 .....	164	90-1093 .....	171
90-623 .....	179	90-716 .....	112	90-878 .....	214	90-1002 .....	164	90-1094 .....	171

# INDEX

90-1095.....	170	90-1167.....	172	90-1306.....	212	90-1523.....	132	90-1597.....	171
90-1096.....	170	90-1168.....	172	90-1307.....	212	90-1524.....	132	90-1598.....	171
90-1097.....	77	90-1169.....	172	90-1308.....	178	90-1525.....	132	90-1599.....	171
90-1098.....	198	90-1170.....	172	90-1310.....	60, 148	90-1526.....	132	90-1600.....	179
90-1099.....	198	90-1173.....	164	90-1311.....	75, 149	90-1527.....	132	90-1601.....	169
90-1100.....	198	90-1174.....	172	90-1312.....	75, 149	90-1528.....	132	90-1602.....	171
90-1101.....	198	90-1175.....	172	90-1313.....	75, 149	90-1529.....	132	90-1603.....	171
90-1102.....	198	90-1176.....	172	90-1314.....	8	90-1530.....	132	90-1604.....	171
90-1103.....	186	90-1177.....	172	90-1385.....	169	90-1531.....	132	90-1605.....	171
90-1104.....	187	90-1178.....	172	90-1386.....	158	90-1532.....	132	90-1606.....	171
90-1106.....	109	90-1179.....	172	90-1404.....	122	90-1534.....	132	90-1607.....	171
90-1107.....	46	90-1180.....	172	90-1405.....	122	90-1535.....	132	90-1608.....	171
90-1108.....	43	90-1181.....	172	90-1407.....	211	90-1536.....	132	90-1609.....	171
90-1109.....	45	90-1182.....	165	90-1408.....	6	90-1537.....	132	90-1610.....	171
90-1110.....	45	90-1183.....	165	90-1409.....	9	90-1538.....	132	90-1611.....	171
90-1111.....	77	90-1184.....	165	90-1410.....	7	90-1540.....	84	90-1612.....	171
90-1112.....	77	90-1185.....	165	90-1411.....	7	90-1541.....	84	90-1613.....	171
90-1113.....	77	90-1186.....	165	90-1412.....	8	90-1542.....	84	90-1614.....	171
90-1114.....	113	90-1187.....	165	90-1413.....	133	90-1543.....	84	90-1615.....	171
90-1115.....	113	90-1188.....	165	90-1414.....	133	90-1544.....	84	90-1616.....	171
90-1116.....	113	90-1189.....	165	90-1415.....	133	90-1545.....	84	90-1617.....	171
90-1117.....	122	90-1190.....	165	90-1416.....	133	90-1547.....	84	90-1618.....	171
90-1118.....	122	90-1191.....	165	90-1417.....	133	90-1548.....	84	90-1619.....	171
90-1119.....	122	90-1192.....	165	90-1418.....	149	90-1549.....	85	90-1620.....	171
90-1120.....	122	90-1193.....	165	90-1419.....	149	90-1550.....	85	90-1621.....	169
90-1121.....	120	90-1194.....	165	90-1420.....	147	90-1551.....	85	90-1622.....	179
90-1125.....	166	90-1195.....	165	90-1421.....	149	90-1552.....	74	90-1623.....	169
90-1126.....	166	90-1196.....	165	90-1422.....	150	90-1553.....	74	90-1624.....	179
90-1127.....	167	90-1197.....	165	90-1423.....	150	90-1554.....	72	90-1625.....	179
90-1128.....	167	90-1198.....	164	90-1424.....	168	90-1555.....	73	90-1626.....	179
90-1129.....	167	90-1199.....	164	90-1425.....	136	90-1556.....	71	90-1627.....	179
90-1130.....	167	90-1217.....	167	90-1429.....	172	90-1557.....	71	90-1628.....	179
90-1138.....	24	90-1218.....	172	90-1433.....	205	90-1558.....	76	90-1629.....	179
90-1139.....	24	90-1246.....	187	90-1435.....	204	90-1559.....	76	90-1630.....	179
90-1140.....	24	90-1247.....	187	90-1437.....	204	90-1560.....	76	90-1631.....	179
90-1141.....	24	90-1248.....	187	90-1439.....	205	90-1561.....	75	90-1632.....	179
90-1142.....	24	90-1249.....	187	90-1440.....	149	90-1562.....	156	90-1633.....	179
90-1143.....	24	90-1250.....	187	90-1448.....	205	90-1563.....	50	90-1634.....	169
90-1144.....	25	90-1251.....	187	90-1502.....	61	90-1564.....	50	90-1636.....	168
90-1145.....	25	90-1256.....	186	90-1503.....	61	90-1565.....	167	90-1640.....	170
90-1146.....	25	90-1257.....	186	90-1504.....	207, 214, 218	90-1567.....	156	90-1641.....	170
90-1147.....	25	90-1258.....	186	90-1505.....	186	90-1571.....	175	90-1643.....	186
90-1148.....	186	90-1259.....	186	90-1506.....	186	90-1572.....	175	90-1644.....	170
90-1149.....	172	90-1260.....	186	90-1507.....	186	90-1577.....	169	90-1646.....	168
90-1150.....	50	90-1261.....	186	90-1508.....	186	90-1578.....	168	90-1648.....	168
90-1151.....	62	90-1262.....	186	90-1509.....	186	90-1579.....	168	90-1649.....	168
90-1152.....	41	90-1263.....	186	90-1510.....	186	90-1580.....	168	90-1650.....	167
90-1153.....	41	90-1264.....	186	90-1511.....	186	90-1581.....	136	90-1652.....	172
90-1154.....	177	90-1270.....	228	90-1512.....	186	90-1582.....	136	90-1653.....	172
90-1155.....	177	90-1271.....	228	90-1513.....	187	90-1583.....	136	90-1654.....	170
90-1156.....	177	90-1272.....	228	90-1514.....	187	90-1584.....	136	90-1655.....	170
90-1158.....	150	90-1273.....	228	90-1515.....	187	90-1585.....	136	90-1656.....	170
90-1159.....	150	90-1274.....	228	90-1516.....	187	90-1587.....	66	90-1657.....	24
90-1160.....	157	90-1275.....	228	90-1517.....	187	90-1588.....	67	90-1658.....	24
90-1161.....	157	90-1276.....	228	90-1518.....	199	90-1589.....	156	90-1660.....	172
90-1162.....	164	90-1277.....	228	90-1519.....	120	90-1590.....	74	90-1661.....	170
90-1163.....	164	90-1281.....	164	90-1520.....	112	90-1594.....	171	90-1667.....	15
90-1164.....	174	90-1298.....	172	90-1521.....	112	90-1595.....	171	90-1668.....	16
90-1166.....	172	90-1299.....	212	90-1522.....	112	90-1596.....	171	90-1669.....	16

90-1670	15	90-1728	173	90-1843	176	90-1934	196	90-2055	170
90-1671	17	90-1729	173	90-1844	196	90-1935	196	90-2056	170
90-1672	15	90-1730	173	90-1845	196	90-1936	196	90-2057	170
90-1673	15	90-1731	158	90-1846	197	90-1937	198	90-2058	170
90-1674	196	90-1732	158	90-1847	197	90-2000	154	90-2059	170
90-1675	196	90-1733	158	90-1848	174	90-2001	154	90-2060	170
90-1676	107	90-1734	159	90-1852	149	90-2002	154	90-2061	170
90-1677	196	90-1735	158	90-1857	173	90-2003	154	90-2062	170
90-1678	107	90-1736	160	90-1858	169	90-2004	154	90-2063	170
90-1679	107	90-1737	160	90-1859	196	90-2005	154	90-2064	170
90-1680	196	90-1738	160	90-1860	196	90-2006	154	90-2065	170
90-1681	196	90-1739	160	90-1861	196	90-2007	154	90-2066	170
90-1682	196	90-1741	160	90-1862	196	90-2008	154	90-2067	170
90-1683	196	90-1743	159	90-1863	196	90-2009	154	90-2068	170
90-1684	196	90-1744	159	90-1873	176	90-2010	154	90-2069	170
90-1685	196	90-1745	159	90-1874	168	90-2011	154	90-2070	170
90-1686	196	90-1746	159	90-1875	168	90-2012	154	90-2071	170
90-1687	196	90-1747	159	90-1876	176	90-2013	155	90-2072	170
90-1688	196	90-1748	160	90-1877	173	90-2014	155	90-2073	170
90-1689	196	90-1752	170	90-1878	173	90-2015	155	90-2074	170
90-1690	196	90-1763	170	90-1879	196	90-2016	155	90-2075	170
90-1691	196	90-1765	170	90-1880	196	90-2017	155	90-2076	170
90-1692	196	90-1766	170	90-1881	196	90-2018	155	90-2077	170
90-1693	196	90-1772	170	90-1882	197	90-2019	155	90-2078	154
90-1694	196	90-1773	177	90-1883	197	90-2020	155	90-2079	154
90-1695	196	90-1774	177	90-1884	197	90-2021	155	90-2080	154
90-1696	196	90-1776	173	90-1885	173	90-2022	155	90-2081	155
90-1697	202	90-1777	25	90-1886	196	90-2023	155	90-2082	155
90-1698	168	90-1778	177	90-1887	200	90-2024	155	90-2083	155
90-1699	169	90-1779	193	90-1888	170	90-2025	155	90-2085	137
90-1700	169	90-1780	193	90-1889	200	90-2026	155	90-2086	137
90-1701	169	90-1781	193	90-1890	200	90-2027	155	90-2087	135
90-1702	168	90-1782	62	90-1891	200	90-2028	155	90-2088	154
90-1703	168	90-1784	167	90-1892	200	90-2029	155	90-2089	154
90-1704	168	90-1785	167	90-1893	200	90-2030	155	90-2090	170
90-1705	167	90-1786	85	90-1894	196	90-2031	154	90-2091	170
90-1706	42	90-1788	170	90-1896	173	90-2032	154	90-2093	155
90-1707	42	90-1789	170	90-1897	196	90-2033	132	90-2094	155
90-1708	45	90-1790	170	90-1898	196	90-2034	132	90-2095	179
90-1709	25	90-1801	120	90-1899	196	90-2035	132	90-2096	179
90-1709	68	90-1804	168	90-1900	196	90-2036	132	90-2097	179
90-1710	170	90-1806	170	90-1901	196	90-2037	132	90-2098	179
90-1711	157	90-1809	176	90-1902	196	90-2038	133	90-2099	179
90-1712	157	90-1810	179	90-1907	147	90-2039	133	90-2100	179
90-1713	157	90-1814	147	90-1908	147	90-2040	112	90-2101	133
90-1714	157	90-1818	186	90-1909	147	90-2041	112	90-2102	164
90-1715	157	90-1824	150	90-1910	147	90-2042	133	90-2103	164
90-1716	157	90-1825	150	90-1912	60, 148	90-2043	135	90-2104	164
90-1717	157	90-1830	172	90-1916	60, 148	90-2044	135	90-2105	164
90-1718	157	90-1831	172	90-1917	60, 148	90-2045	135	90-2106	164
90-1719	157	90-1832	170	90-1918	60, 148	90-2046	135	90-2107	164
90-1720	157	90-1833	170	90-1919	60, 148	90-2047	135	90-2108	164
90-1721	157	90-1834	170	90-1923	132	90-2048	135	90-2109	164
90-1722	157	90-1835	170	90-1926	200	90-2049	170	90-2110	164
90-1723	157	90-1836	176	90-1927	200	90-2050	170	90-2111	164
90-1724	157	90-1837	176	90-1928	80	90-2051	170	90-2112	164
90-1725	157	90-1838	170	90-1931	109	90-2052	170	90-2113	164
90-1726	173	90-1839	170	90-1932	196	90-2053	170	90-2114	164
90-1727	173	90-1842	176	90-1933	196	90-2054	170	90-2115	164



# INDEX

90-2116.....	164	90-2183.....	133	90-2245.....	112	90-2312.....	137	90-2393.....	186
90-2117.....	164	90-2184.....	133	90-2246.....	156	90-2313.....	137	90-2403.....	137
90-2118.....	164	90-2185.....	133	90-2247.....	156	90-2315.....	111	90-2404.....	214
90-2119.....	164	90-2186.....	135	90-2248.....	156	90-2318.....	171	90-2405.....	214
90-2120.....	164	90-2188.....	185	90-2249.....	156	90-2319.....	171	90-2406.....	137
90-2121.....	164	90-2189.....	185	90-2250.....	156	90-2320.....	134	90-2407.....	165
90-2122.....	164	90-2190.....	185	90-2251.....	156	90-2321.....	134	90-2413.....	137
90-2123.....	164	90-2191.....	185	90-2252.....	156	90-2322.....	134	90-2414.....	137
90-2124.....	164	90-2192.....	185	90-2253.....	156	90-2323.....	134	90-2415.....	137
90-2125.....	164	90-2193.....	185	90-2254.....	156	90-2324.....	134	90-2416.....	132
90-2126.....	164	90-2194.....	185	90-2255.....	156	90-2325.....	137	90-2417.....	132
90-2127.....	164	90-2195.....	185	90-2256.....	154	90-2329.....	181	90-2418.....	132
90-2128.....	164	90-2196.....	185	90-2257.....	154	90-2330.....	181	90-2421.....	174
90-2129.....	164	90-2197.....	185	90-2258.....	154	90-2331.....	181	90-2422.....	174
90-2130.....	164	90-2199.....	185	90-2259.....	154	90-2332.....	181	90-2424.....	115
90-2131.....	164	90-2200.....	185	90-2260.....	108	90-2333.....	181	90-2425.....	115
90-2132.....	164	90-2201.....	185	90-2261.....	108	90-2334.....	181	90-2426.....	115
90-2133.....	165	90-2202.....	185	90-2262.....	170	90-2335.....	181	90-2427.....	115
90-2134.....	165	90-2203.....	154	90-2264.....	154	90-2336.....	181	90-2428.....	118
90-2135.....	165	90-2204.....	154	90-2265.....	154	90-2337.....	181	90-2429.....	118
90-2136.....	165	90-2205.....	154	90-2266.....	154	90-2338.....	155	90-2430.....	117
90-2137.....	165	90-2206.....	154	90-2267.....	154	90-2339.....	155	90-2431.....	117
90-2138.....	165	90-2208.....	137	90-2268.....	154	90-2340.....	154	90-2432.....	117
90-2139.....	171	90-2209.....	137	90-2269.....	154	90-2341.....	154	90-2433.....	119
90-2140.....	171	90-2210.....	137	90-2270.....	154	90-2342.....	174	90-2434.....	87, 89, 119
90-2141.....	171	90-2211.....	165	90-2271.....	185	90-2343.....	174	90-2435.....	134
90-2142.....	171	90-2212.....	185	90-2272.....	185	90-2344.....	174	90-2436.....	134
90-2146.....	171	90-2213.....	185	90-2273.....	185	90-2351.....	174	90-2437.....	134
90-2147.....	171	90-2214.....	185	90-2274.....	185	90-2352.....	174	90-2438.....	171
90-2148.....	171	90-2215.....	185	90-2275.....	185	90-2353.....	156	90-2439.....	171
90-2149.....	171	90-2216.....	185	90-2276.....	185	90-2354.....	156	90-2440.....	171
90-2150.....	171	90-2217.....	185	90-2277.....	184	90-2357.....	226	90-2441.....	171
90-2151.....	171	90-2218.....	185	90-2278.....	184	90-2358.....	226	90-2443.....	186
90-2152.....	171	90-2219.....	185	90-2279.....	184	90-2359.....	226	90-2444.....	186
90-2153.....	179	90-2220.....	184	90-2280.....	184	90-2360.....	226	90-2445.....	186
90-2154.....	179	90-2221.....	184	90-2281.....	184	90-2361.....	226	90-2446.....	187
90-2155.....	179	90-2222.....	184	90-2282.....	184	90-2363.....	226	90-2447.....	187
90-2156.....	179	90-2223.....	184	90-2283.....	184	90-2364.....	226	90-2448.....	187
90-2157.....	179	90-2224.....	184	90-2284.....	184	90-2365.....	226	90-2449.....	120
90-2158.....	165	90-2225.....	184	90-2285.....	184	90-2366.....	227	90-2450.....	120
90-2163.....	180	90-2226.....	184	90-2286.....	184	90-2367.....	227	90-2451.....	120
90-2164.....	180	90-2227.....	184	90-2287.....	184	90-2368.....	115	90-2452.....	77
90-2165.....	180	90-2228.....	184	90-2288.....	184	90-2369.....	115	90-2453.....	155
90-2166.....	180	90-2229.....	185	90-2289.....	155	90-2370.....	115	90-2454.....	155
90-2167.....	180	90-2230.....	185	90-2291.....	154	90-2371.....	115	90-2455.....	155
90-2168.....	180	90-2231.....	185	90-2292.....	154	90-2372.....	115	90-2456.....	154
90-2169.....	180	90-2232.....	185	90-2293.....	155	90-2373.....	182	90-2457.....	154
90-2170.....	180	90-2233.....	164	90-2294.....	175	90-2374.....	155	90-2458.....	156
90-2171.....	180	90-2234.....	165	90-2295.....	175	90-2375.....	155	90-2459.....	134
90-2172.....	182	90-2235.....	154	90-2296.....	175	90-2376.....	155	90-2460.....	132
90-2173.....	182	90-2236.....	154	90-2297.....	175	90-2377.....	155	90-2461.....	132
90-2174.....	182	90-2237.....	149	90-2298.....	175	90-2378.....	155	90-2462.....	132
90-2175.....	182	90-2238.....	149	90-2299.....	175	90-2379.....	155	90-2463.....	132
90-2176.....	182	90-2239.....	149	90-2300.....	175	90-2382.....	208	90-2464.....	132
90-2177.....	182	90-2240.....	149	90-2301.....	175	90-2383.....	208	90-2465.....	120
90-2178.....	182	90-2241.....	149	90-2302.....	175	90-2384.....	208	90-2467.....	93
90-2179.....	182	90-2242.....	155	90-2303.....	175	90-2385.....	165	90-2467.....	94
90-2180.....	182	90-2243.....	137	90-2309.....	136	90-2390.....	134	90-2468.....	93
90-2182.....	170	90-2244.....	112	90-2310.....	136	90-2392.....	132	90-2469.....	92

90-2470 .....92	90-2536 .....149	90-2642 .....135	90-5203 .....165	93-193 .....139
90-2471 .....165	90-2544 .....177	90-2643 .....135	90-5310 .....167	93-194 .....139
90-2472 .....165	90-2545 .....164	90-4300 .....62	91-220 .....144	93-195 .....139
90-2473 .....165	90-2546 .....164	90-5003 .....165	91-221 .....144	93-196 .....139
90-2474 .....165	90-2574 .....137	90-5004 .....165	91-222 .....144	93-197 .....139
90-2475 .....165	90-2575 .....137	90-5005 .....165	91-223 .....144	93-198 .....139
90-2476 .....165	90-2576 .....186	90-5006 .....165	91-227 .....122	93-199 .....139
90-2477 .....166	90-2579 .....93	90-5007 .....165	91-229 .....144	93-203 .....127
90-2478 .....167	90-2580 .....92	90-5008 .....165	91-231 .....145	93-204 .....127
90-2480 .....209	90-2581 .....93	90-5010 .....165	91-232 .....145	93-205 .....126
90-2481 .....209	90-2582 .....92	90-5012 .....165	91-233 .....145	93-206 .....126
90-2482 .....208	90-2583 .....109	90-5014 .....165	91-234 .....145	93-207 .....129
90-2483 .....93	90-2584 .....109	90-5016 .....165	91-235 .....145	93-208 .....129
90-2484 .....92	90-2585 .....109	90-5020 .....165	91-236 .....145	93-209 .....129
90-2485 .....227	90-2587 .....115	90-5024 .....165	92-323 .....120	93-210 .....129
90-2486 .....227	90-2589 .....120	90-5026 .....165	92-324 .....120	93-211 .....129
90-2487 .....227	90-2590 .....187	90-5028 .....165	92-401 .....121	93-212 .....129
90-2488 .....227	90-2593 .....181	90-5030 .....165	92-403 .....121	93-241 .....124
90-2489 .....210	90-2594 .....164	90-5032 .....165	92-405 .....120	93-242 .....124
90-2490 .....210	90-2595 .....174	90-5036 .....165	92-406 .....121	93-300 .....131
90-2491 .....210	90-2596 .....135	90-5040 .....165	92-407 .....120	93-301 .....131
90-2492 .....210	90-2597 .....156	90-5044 .....165	92-408 .....120	93-302 .....131
90-2493 .....210	90-2598 .....132	90-5048 .....165	93-110 .....125	93-303 .....131
90-2494 .....174, 210	90-2599 .....133	90-5052 .....165	93-115 .....125	93-304 .....131
90-2495 .....174, 210	90-2604 .....119	90-5056 .....165	93-126 .....124	93-305 .....131
90-2498 .....85	90-2605 .....112	90-5060 .....165	93-127 .....124	93-306 .....131
90-2499 .....94	90-2606 .....112	90-5064 .....165	93-128 .....124	93-307 .....131
90-2501 .....172	90-2607 .....112	90-5068 .....165	93-129 .....124	93-308 .....131
90-2502 .....172	90-2608 .....112	90-5072 .....165	93-130 .....124	93-309 .....131
90-2503 .....172	90-2609 .....112	90-5076 .....165	93-131 .....124	93-310 .....131
90-2504 .....172	90-2610 .....119	90-5080 .....165	93-132 .....124	93-311 .....128
90-2505 .....172	90-2611 .....117	90-5084 .....165	93-133 .....125	93-312 .....128
90-2506 .....172	90-2612 .....60	90-5088 .....165	93-134 .....125	93-313 .....128
90-2507 .....172	90-2612 .....148	90-5092 .....165	93-138 .....124	93-314 .....128
90-2508 .....172	90-2613 .....175	90-5096 .....165	93-139 .....124	93-315 .....127
90-2509 .....172	90-2614 .....174	90-5100 .....165	93-140 .....124	93-316 .....127
90-2510 .....172	90-2615 .....95	90-5104 .....165	93-141 .....124	93-317 .....127
90-2511 .....172	90-2616 .....95	90-5108 .....165	93-142 .....124	93-318 .....126
90-2512 .....172	90-2617 .....112	90-5112 .....165	93-144 .....128	93-319 .....126
90-2513 .....94	90-2618 .....112	90-5116 .....165	93-150 .....128	93-320 .....126
90-2514 .....173	90-2619 .....25	90-5120 .....165	93-165 .....124	93-321 .....126
90-2515 .....173	90-2620 .....186	90-5124 .....165	93-166 .....124	93-322 .....130
90-2518 .....165	90-2621 .....47	90-5128 .....165	93-167 .....124	93-325 .....130
90-2519 .....165	90-2622 .....165	90-5132 .....165	93-168 .....124	93-326 .....130
90-2520 .....154	90-2623 .....165	90-5136 .....165	93-169 .....138	93-329 .....126
90-2521 .....154	90-2625 .....164	90-5140 .....165	93-170 .....138	93-330 .....126
90-2522 .....155	90-2626 .....164	90-5144 .....165	93-173 .....138	93-332 .....128
90-2523 .....155	90-2627 .....164	90-5148 .....165	93-174 .....138	93-333 .....128
90-2524 .....227	90-2628 .....132	90-5152 .....165	93-175 .....138	93-334 .....130
90-2525 .....227	90-2629 .....115	90-5156 .....165	93-179 .....138	93-335 .....130
90-2526 .....227	90-2630 .....122	90-5160 .....165	93-182 .....128	93-336 .....124
90-2527 .....227	90-2631 .....95	90-5168 .....165	93-183 .....128	93-337 .....124
90-2528 .....192	90-2632 .....95, 226	90-5176 .....165	93-184 .....125	93-338 .....124
90-2529 .....156	90-2633 .....117	90-5180 .....165	93-185 .....125	93-339 .....131
90-2531 .....186	90-2634 .....172	90-5184 .....165	93-186 .....125	93-340 .....128
90-2532 .....187	90-2635 .....172	90-5192 .....165	93-187 .....125	93-341 .....127
90-2533 .....154	90-2638 .....60	90-5199 .....165	93-188 .....125	93-343 .....124
90-2534 .....154	90-2639 .....60	90-5200 .....165	93-189 .....125	93-344 .....131
90-2535 .....156	90-2641 .....25	90-5201 .....165	93-192 .....139	93-345 .....127

# INDEX

93-346 ..... 127	93-5033 ..... 142	LPT83711 ..... 102	S5260 ..... 99	S8340 ..... 90
93-347 ..... 127	93-5034 ..... 140	LPT83713 ..... 102	S5286 ..... 99	S8341 ..... 91
93-349 ..... 127	93-5035 ..... 140	LPT83714 ..... 102	S5287 ..... 99	S8342 ..... 91
93-350 ..... 127	93-5036 ..... 142	LPT84614 ..... 102	S5288 ..... 99	S8343 ..... 91
93-351 ..... 127	93-5037 ..... 142	LPT85506 ..... 102	S5289 ..... 99	S8344 ..... 91
93-352 ..... 131	93-5038 ..... 142	LPT85507 ..... 102	S5290 ..... 101	S8345 ..... 91
93-353 ..... 126	93-5039 ..... 142	LPT85508 ..... 102	S5291 ..... 101	S8346 ..... 91
93-354 ..... 126	93-5040 ..... 142	LPT85509 ..... 102	S5292 ..... 101	S8347 ..... 91
93-355 ..... 126	93-5041 ..... 143	LPT85510 ..... 102	S5293 ..... 101	S8348 ..... 91
93-356 ..... 131	93-5042 ..... 143	LPT85511 ..... 102	S5294 ..... 101	S8349 ..... 91
93-357 ..... 129	93-5043 ..... 142	LPT86507 ..... 103	S5295 ..... 101	S8350 ..... 91
93-358 ..... 129	93-5044 ..... 139	LPT86608 ..... 103	S5296 ..... 100	S8351 ..... 91
93-359 ..... 129	93-5045 ..... 139	LPT86611 ..... 103	S5297 ..... 100	S8352 ..... 91
93-360 ..... 129	93-5046 ..... 139	LPT86612 ..... 103	S5298 ..... 100	S8353 ..... 91
93-361 ..... 129	93-5047 ..... 139	LPT86614 ..... 103	S5299 ..... 100	S8354 ..... 91
93-362 ..... 129	93-5048 ..... 139	LPT87606 ..... 103	S5831 ..... 58	S8355 ..... 91
93-363 ..... 129	93-5049 ..... 139	LPT87608 ..... 103	S5862 ..... 58	S8356 ..... 91
93-364 ..... 129	93-5050 ..... 143	LPT87611 ..... 103	S6697 ..... 99	S8396 ..... 91
93-365 ..... 129	93-5051 ..... 143	LPT87614 ..... 103	S6789 ..... 104	S8397 ..... 91
93-366 ..... 129	93-5052 ..... 110	LPT88603 ..... 102	S6790 ..... 104	S8398 ..... 91
93-367 ..... 129	93-5053 ..... 143	LPT88604 ..... 102	S6791 ..... 104	S9037 ..... 96
93-368 ..... 129	93-5056 ..... 143	LPT88605 ..... 102	S6792 ..... 104	S9038 ..... 96
93-369 ..... 129	93-5058 ..... 151	LPT88608 ..... 102	S6793 ..... 104	S9039 ..... 96
93-370 ..... 129	LPT80237 ..... 99	LPT88609 ..... 102	S6794 ..... 104	S9070 ..... 96
93-371 ..... 127	LPT80239 ..... 101	LPT88610 ..... 102	S6795 ..... 104	S9111 ..... 40
93-372 ..... 127	LPT80240 ..... 101	LPT88611 ..... 102	S6796 ..... 104	S9216 ..... 39, 40
93-373 ..... 128	LPT80241 ..... 101	LPT88613 ..... 102	S6797 ..... 104	S9252 ..... 35
93-374 ..... 129	LPT80242 ..... 101	LPT89515 ..... 103	S6798 ..... 104	S9254 ..... 35
93-5000 ..... 140	LPT81411 ..... 103	S1822 ..... 58	S6799 ..... 104	S9269 ..... 35
93-5001 ..... 140	LPT81414 ..... 103	S1934 ..... 59	S6800 ..... 104	SF76-283 ..... 148
93-5002 ..... 140	LPT81506 ..... 103	S1940 ..... 59	S6801 ..... 104	SF76-284 ..... 148
93-5003 ..... 140	LPT81511 ..... 103	S2414 ..... 31	S6804 ..... 104	SF76-660 ..... 148
93-5004 ..... 140	LPT81514 ..... 103	S2416 ..... 31	S70-826 ..... 146	SF76-661 ..... 148
93-5005 ..... 140	LPT81615 ..... 103	S2431 ..... 31	S70-829 ..... 146	SF76-662 ..... 148
93-5006 ..... 140	LPT81706 ..... 103	S2791 ..... 104	S70-830 ..... 146	SF76-663 ..... 148
93-5007 ..... 140	LPT81708 ..... 103	S2792 ..... 104	S70-831 ..... 146	SF77-325 ..... 151
93-5008 ..... 140	LPT81711 ..... 103	S2793 ..... 104	S70-832 ..... 146	TP185 ..... 183
93-5009 ..... 140	LPT81714 ..... 103	S2794 ..... 104	S8201 ..... 87, 89, 92	Y49428 ..... 100
93-5010 ..... 140	LPT82502 ..... 103	S3127 ..... 59	S8202 ..... 87, 89, 92	Y49429 ..... 100
93-5011 ..... 110	LPT82503 ..... 103	S4614 ..... 73	S8203 ..... 39, 87, 89, 92	Y49430 ..... 100
93-5012 ..... 110	LPT82504 ..... 103	S4870 ..... 58	S8204 ..... 87, 89, 92	Y50304 ..... 99
93-5014 ..... 110	LPT82505 ..... 103	S4893 ..... 76	S8205 ..... 40, 87, 89, 92	Y50319 ..... 99
93-5016 ..... 110	LPT82702 ..... 104	S4895 ..... 76	S8206 ..... 87, 89, 92	
93-5017 ..... 140	LPT82703 ..... 104	S5207 ..... 99	S8207 ..... 87, 89, 92	
93-5018 ..... 140	LPT82704 ..... 104	S5208 ..... 99	S8208 ..... 87, 89, 92	
93-5019 ..... 140	LPT82705 ..... 104	S5209 ..... 99	S8226 ..... 87, 89, 92	
93-5020 ..... 139	LPT82708 ..... 104	S5210 ..... 99	S8227 ..... 40, 87, 89, 92, 95	
93-5021 ..... 139	LPT82711 ..... 104	S5213 ..... 99	S8228 ..... 87, 89, 92, 95	
93-5022 ..... 139	LPT82714 ..... 104	S5215 ..... 100	S8329 ..... 90	
93-5023 ..... 139	LPT83413 ..... 102	S5218 ..... 100	S8330 ..... 90	
93-5024 ..... 141	LPT83602 ..... 102	S5219 ..... 100	S8331 ..... 90	
93-5025 ..... 141	LPT83703 ..... 102	S5220 ..... 100	S8332 ..... 90	
93-5026 ..... 141	LPT83704 ..... 102	S5221 ..... 99	S8333 ..... 90	
93-5027 ..... 141	LPT83705 ..... 102	S5222 ..... 99	S8334 ..... 90	
93-5028 ..... 142	LPT83706 ..... 102	S5225 ..... 100	S8335 ..... 90	
93-5029 ..... 142	LPT83707 ..... 102	S5226 ..... 100	S8336 ..... 90	
93-5030 ..... 141	LPT83708 ..... 102	S5229 ..... 100	S8337 ..... 90	
93-5031 ..... 142	LPT83709 ..... 102	S5233 ..... 101	S8338 ..... 90	
93-5032 ..... 142	LPT83710 ..... 102	S5235 ..... 101	S8339 ..... 90	

## Discover all that Satco has to offer...



SA1039, Satco Lamp Specification Guide  
SA1700, Satco Lighting Components Guide

Ask for our handy Satco LED Quick Reference Guide, SA1297



Nuvo Lighting complete binder set contains:  
NU4010, The Decorative Book  
NU4020, The Outdoor Book  
NU4030, The Basics Book



#SatcoProducts

©2015, Satco Products, Inc.  
Not responsible for  
typographical errors.  
11/15 SA1700

\$10.00

**National Toll-Free: 800.43.SATCO (800.437.2826)**  
**www.satco.com**

**Distribution Centers:**

**FLORIDA**  
900 N.W. 159th Dr.  
Miami, FL 33169  
800.437.2826  
305.624.2044  
Fax 305.623.0286

**CALIFORNIA**  
31288 San Benito St.  
Hayward, CA 94544  
800.437.2826  
510.487.4822  
Fax 510.487.8955

**WASHINGTON**  
4710 116th St. S.W.  
Mukilteo, WA 98275  
800.437.2826  
425.789.3300  
Fax 425.789.3310

**TEXAS**  
2000 Valwood Parkway  
Farmers Branch, TX 75234  
800.437.2826  
972.247.2437  
Fax 972.247.5408

**PUERTO RICO**  
Campeche St. 23  
Julio N. Matos  
Industrial Park,  
Carolina, PR 00984  
787.757.3510  
Fax 787.757.3540



**Corporate Offices and  
Distribution Center:**

**NEW YORK**  
110 Heartland Blvd.  
Brentwood, NY 11717  
800.437.2826  
631.243.2022  
Fax 631.243.2027  
OEM Fax: 631-667-2709