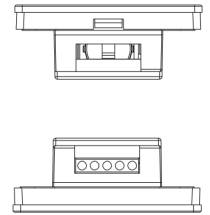
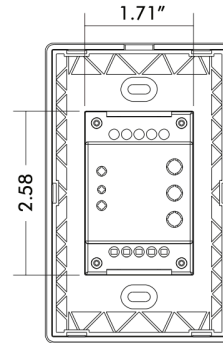
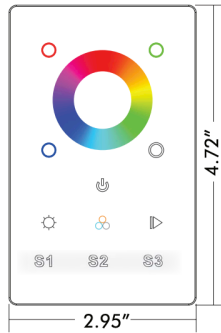


PREPARED BY:  
PROJECT:  
TYPE:



# Wall Mounted RGBW DMX512/ RF CONTROLLER CONTROLLER SERIES



## FEATURES

- Touch sensitive
- Glass interface (white)
- Control 3 scenes synchronously and separately
- DMX+RF output (can work as both DMX master or RF remote)

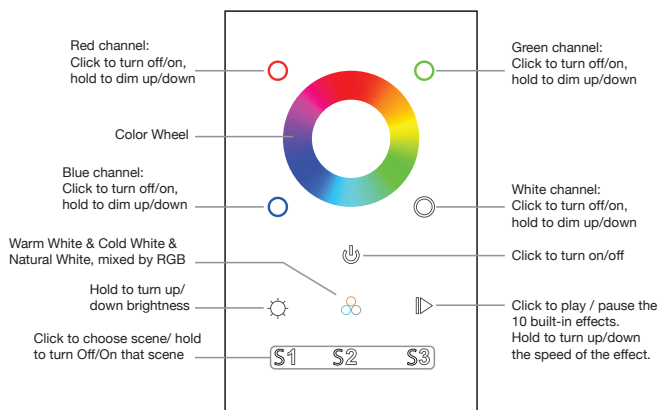
## SPECIFICATIONS

- Operation Voltage: 12V/24V DC
- Operation Frequency: RF/DMX512 Signal
- Dimensions: 4.72" x 2.95" x 1.16"  
(L 120mm x W 75mm x H 29.5mm)

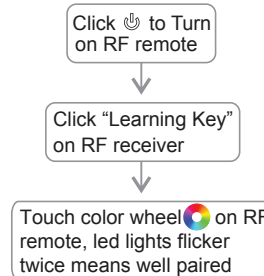
## ORDERING GUIDE

Model	Description
LB2820-US-100	RGBW DMX512/ RF CONTROLLER

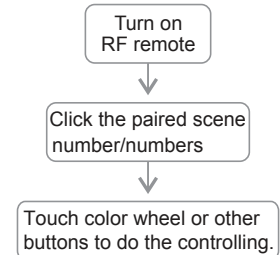
### BRIEF INTRODUCTION OF BUTTONS



### 1. Pair with RF receivers:



### 2. Play the remote after pairing:



### 3. How to delete the pairing:

Power on the RF receiver, hold the "Learning Key" over 3 seconds until connected led lights flicker twice means well deleted.

PREPARED BY:

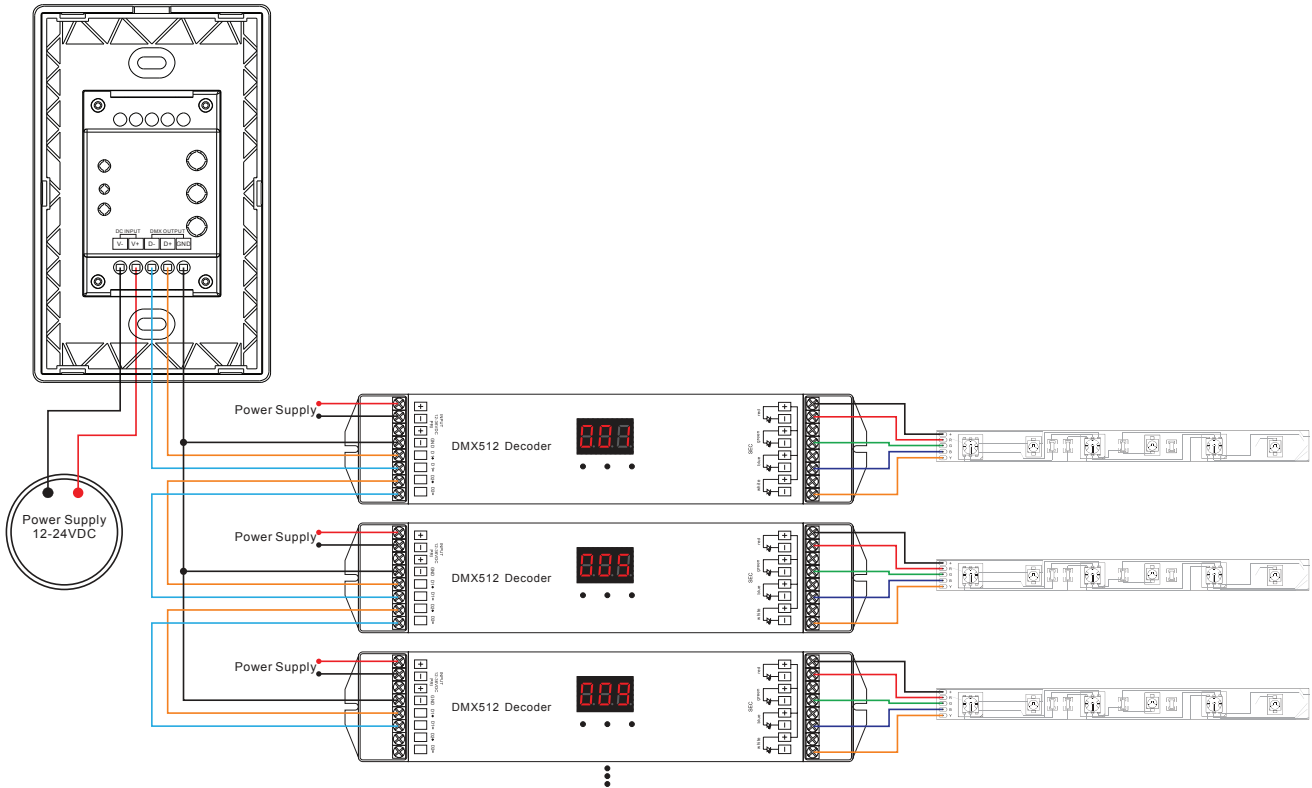
PROJECT:

TYPE:

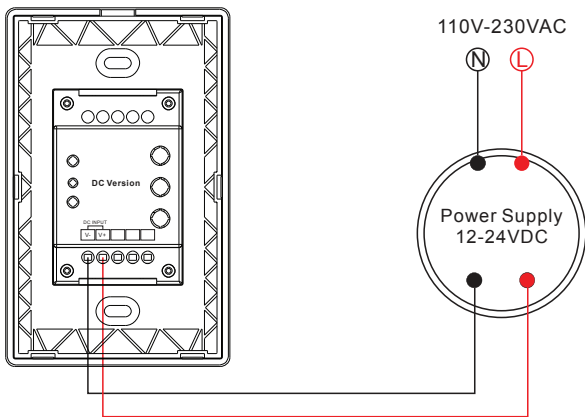


# Wall Mounted RGBW DMX512/ RF CONTROLLER CONTROLLER SERIES

## WIRING DIAGRAM



## WIRING DIAGRAM



## INSTALLATION

