



AUG 2023

*SINGLE SOURCE...
ELECTRICAL & LIGHTING*

*CLEARANCE
LIGHTING*




MORRIS PRODUCTS

was founded in 1994, in Queensbury, NY. Originally created as a supplier of electrical products – wiring devices, lugs and connectors, cable ties and other accessories – Morris' mission was, and remains, to serve the needs of electrical distributors. With a staff of 2 office workers, and 2 warehouse workers, Morris Products soon outgrew its small location, and expanded to a much larger facility in the late 1990s. With that growth, Morris Products expanded with the addition of a full offering of wire management products, compression and mechanical connectors, conduit fittings, and LED Lighting. In 2016, Morris was acquired by DiversiTech Corporation, adding to a strong family of brands for the electrical and HVAC markets.

Today, Morris Products operates out of a state-of-the-art 65,000 square foot facility in Queensbury, NY, and offers electrical distributors more than 8,000 items in inventory, spanning 30 product categories. In addition to the main facility, MORRIS supplies electrical wholesalers from their west coast warehouse in Adelanto, CA, as well as numerous regional rep warehouses.

As a company, we maintain a laser focus on customer service with same day/next day shipping, allowing broken cartons, and no minimum orders. Experience the Morris Advantage, and let us earn your business.

***SINGLE SOURCE...
ELECTRICAL & LIGHTING***





T3, T4, T5 DISTRIBUTIONS
MOTION SENSOR AVAILABLE
GLARE SHIELD AVAILABLE
2 PC MOUNTING DESIGN



CAT. NO.	REPLACED BY	LIGHT PATTERN	WATTS	VOLTS	COLOR TEMP	HOUSING COLOR	LUMENS	LM/W	REPLACES METAL HALIDE	CASE QTY
TYPE III, IV & V LIGHT PATTERN (FIXTURE ONLY - ORDER MOUNTS SEPARATELY)										
80W - 120-277V										
74079A	74079C	III	80W	120-277V	5000K	BRONZE	10,544	132	175W	1
74080A	74080C	IV	80W	120-277V	5000K	BRONZE	10,592	132	175W	1
74045A	74045C	V	80W	120-277V	5000K	BRONZE	10,491	131	175W	1
100W - 120-277V										
74000A	74000C	III	100W	120-277V	4000K	BRONZE	12,917	129	250W	1
74003A	74003C	IV	100W	120-277V	5000K	BRONZE	12,998	130	250W	1
74005A	74005C	IV	100W	120-277V	5000K	WHITE	12,998	130	250W	1
74001A	74001C	IV	100W	120-277V	4000K	BRONZE	12,835	128	250W	1
74050A	74050C	V	100W	120-277V	5000K	BRONZE	12,693	127	250W	1
74052A	74052C	V	100W	120-277V	4000K	BRONZE	12,533	125	250W	1
150W - 120-277V										
74010A	74010C	III	150W	120-277V	5000K	BRONZE	19,186	130	400W	1
74053A	74053C	V	150W	120-277V	5000K	BRONZE	19,142	129	400W	1
200W - 120-277V										
74056A	74056C	III	200W	120-277V	5000K	BRONZE	26,199	131	600W	1
74060A	74060C	V	200W	120-277V	5000K	BRONZE	26,143	131	600W	1
240W - 120-277V										
74016A	74024C	III	240W	120-277V	4000K	BRONZE	31,697	128	750W	1
74019A	74019C	IV	240W	120-277V	5000K	BRONZE	31,678	126	750W	1
74017A	74017C	IV	240W	120-277V	4000K	BRONZE	31,371	131	750W	1
74068A	74071C	V	240W	120-277V	4000K	BRONZE	31,479	127	750W	1
100W - 347-480V										
74048A		III	100W	347-480V	5000K	BRONZE	13,329	129	250W	1
74049A		IV	100W	347-480V	5000K	BRONZE	12,979	127	250W	1
74051A		V	100W	347-480V	5000K	BRONZE	12,822	126	250W	1
150W - 347-480V										
74015A	74015C	IV	150W	347-480V	5000K	BRONZE	19,274	129	400W	1

AREA-LIGHT GEN 3 MOUNTS & ACCESSORIES



CAT. NO.	FIG.	DESCRIPTION	CASE QTY	CAT. NO.	FIG.	DESCRIPTION	CASE QTY
74032A	1	POLE ARM MOUNT 60W-300W BRONZE (FOR ROUND OR SQUARE POLES)	6	74072A	6	MOTION SENSOR WITH REPLACEMENT DRIVER COVER BRONZE	1
74033A	1	POLE ARM MOUNT 60W-300W WHITE (FOR ROUND OR SQUARE POLES)	6	74090	-	MICROWAVE MOTION SENSOR REMOTE (OPTIONAL, FOR USE WITH 74072A)	1
74034A	2	SLIPFITTER MOUNT 60W-300W BRONZE	6	74091	7	MICROWAVE MOTION SENSOR (REPLACEMENT)	20
74035A	2	SLIPFITTER MOUNT 60W-300W WHITE	6	75092	8	GLARE SHIELD - BRONZE - 80W-150W	1
74038C	3	TRUNNION MOUNT 60W-300W BRONZE	10	75093	8	GLARE SHIELD - BRONZE - 200W-300W	1
74039C	3	TRUNNION MOUNT 60W-300W WHITE	10	75096	8	GLARE SHIELD - WHITE - 80W-150W	1
74043A	4	UNIVERSAL MOUNT 60W-300W BRONZE	10	75097	8	GLARE SHIELD - WHITE - 200W-300W	1
74044A	4	UNIVERSAL MOUNT 60W-300W WHITE	10				
74036A	5	YOKE FULL BRACKET MOUNT 80W-300W BRONZE	12				
74037A	5	YOKE FULL BRACKET MOUNT 80W-300W WHITE	12				



LED DRIVERLESS AREA LIGHTING



75W & 100W



150W & 200W



240W & 300W

VOLTAGE: 120/240/277V EXCLUDES 208V

CAT. NO.	LIGHT PATTERN	WATTS	VOLTS	COLOR TEMP	HOUSING COLOR	LUMENS	REPLACES METAL HALIDE	WEIGHT (LBS)	CASE QTY
----------	---------------	-------	-------	------------	---------------	--------	-----------------------	--------------	----------

TYPE II, III, IV, V LIGHT PATTERNS (FIXTURE ONLY - ORDER MOUNTS SEPARATELY)

75W	74160	II	75W	120/240/277V	5000K	BRONZE	9,225	200W	11	1	
	74161*	III	75W	120/240/277V	5000K	BRONZE	9,200	200W	11	1	
	74162	IV	75W	120/240/277V	5000K	BRONZE	9,300	200W	11	1	
	74163	V	75W	120/240/277V	5000K	BRONZE	9,300	200W	11	1	
	74164	II	100W	120/240/277V	5000K	BRONZE	12,000	250W	11	1	
100W	74165*	III	100W	120/240/277V	5000K	BRONZE	12,000	250W	11	1	
	74166	IV	100W	120/240/277V	5000K	BRONZE	12,000	250W	11	1	
	74167	V	100W	120/240/277V	5000K	BRONZE	12,000	250W	11	1	
	74168	II	150W	120/240/277V	5000K	BRONZE	18,300	400W	13	1	
	74169*	III	150W	120/240/277V	5000K	BRONZE	18,360	400W	13	1	
150W	74170	IV	150W	120/240/277V	5000K	BRONZE	18,450	400W	13	1	
	74171	V	150W	120/240/277V	5000K	BRONZE	18,450	400W	13	1	
	74172	II	200W	120/240/277V	5000K	BRONZE	24,400	600W	13	1	
	74173*	III	200W	120/240/277V	5000K	BRONZE	23,800	600W	13	1	
	200W	74174	IV	200W	120/240/277V	5000K	BRONZE	24,600	600W	13	1
74175		V	200W	120/240/277V	5000K	BRONZE	24,600	600W	13	1	
74176		II	240W	120/240/277V	5000K	BRONZE	29,500	750W	17	1	
240W		74177	III	240W	120/240/277V	5000K	BRONZE	29,300	750W	17	1
		74179	V	240W	120/240/277V	5000K	BRONZE	29,800	750W	17	1
300W	74180	II	300W	120/240/277V	5000K	BRONZE	36,000	1000W	17	1	
	74181	III	300W	120/240/277V	5000K	BRONZE	36,000	1000W	17	1	
	74182	IV	300W	120/240/277V	5000K	BRONZE	36,000	1000W	17	1	
	74183	V	300W	120/240/277V	5000K	BRONZE	36,000	1000W	17	1	

MOUNTING ACCESSORIES (SOLD SEPARATELY)

74193	MICROWAVE MOTION SENSOR	1	20
74159	SHORTING CAP	1	100
74155	SQUARE POLE MOUNT - 4" THRU 6" POLES	3	6
74156	ROUND POLE MOUNT - 3" THRU 6" POLES	3	6
74157	SLIPFITTER MOUNT	5	6
74158	TRUNNION MOUNT	3	6
74194	GLARE SHIELD - BRONZE - 75W-100W	1	1

* NOT DLC LISTED

AREA-LIGHT GEN 2



CAT. NO.	LIGHT PATTERN	WATTS	VOLTS	COLOR TEMP	HOUSING COLOR	LUMENS	REPLACES METAL HALIDE	DIMMING	WEIGHT	CASE QTY
74004	III	100	120-277V	5000K	WHITE	15,575	250	PMV/VR/0-10V	15	1
74005	IV	100	120-277V	5000K	WHITE	14,128	250	PMV/VR/0-10V	15	1
74006	III	100	277-480V	5000K	BRONZE	14,687	250	PMV/VR/0-10V	15	1
ACCESSORIES										
74032					POLE ARM MOUNT					6
74034					SLIPFITTER MOUNT-BRONZE					6
74036					TRUNNION MOUNT 100-230W - BRONZE					12
74042					MOTION/LIGHT SENSOR FOR FLATPANELS - 120-277V ONLY					20



AREA-LIGHT GEN I



FIG. 1



FIG. 2



FIG. 3

CAT NO.	FIG.	MOUNT	WATTS	VOLTS	DIMMING	HOUSING COLOR	COLOR TEMP	LUMENS	REPLACES METAL HALIDE	CASE QTY
71581	1	WALL MOUNT	30W	120-277V	N/A	BRONZE	5000K	3,718	100W	8
71861	1	WALL MOUNT	30W	120-277V	N/A	WHITE	5000K	3,718	100W	8
71582	1	WALL MOUNT	50W	120-277V	N/A	BRONZE	5000K	4,907	150W	4
71862	1	WALL MOUNT	50W	120-277V	N/A	WHITE	5000K	6,179	150W	4
71863	2	WALL MOUNT	80W	120-277V	PWM/TIME/O-5V/O-10V	WHITE	5000K	10,342	250W	1
71585	2	WALL MOUNT	150W	120-277V	PWM/TIME/O-5V/O-10V	BRONZE	5000K	18,752	600W	1
71868	2	WALL MOUNT	150W	120-277V	PWM/TIME/O-5V/O-10V	WHITE	5000K	18,752	600W	1
71897	3	POLE MOUNT	380W	120-277V	PWM/TIME/O-5V/O-10V	BRONZE	4000K	43,365	1250W	1



CLASSIC WALLPACKS LED DRIVERLESS

VOLTAGE: 120/240/277V EXCLUDES 208V

CAT. NO.	WATTS	VOLTS	HOUSING COLOR	LUMENS	DIMMING	REPLACES METAL HALIDE	WEIGHT (LBS)	CASE QTY
71100	45W	120/240/277V	BRONZE	5,715	0-10V/PWM/VR	150W	11	1
71101	60W	120/240/277V	BRONZE	7,800	0-10V/PWM/VR	175W	11	1
71103	100W	120/240/277V	BRONZE	12,500	0-10V/PWM/VR	300W	17	1
71104	120W	120/240/277V	BRONZE	15,000	0-10V/PWM/VR	400W	17	1
71105	150W	120/240/277V	BRONZE	19,200	0-10V/PWM/VR	400W	17	1
ACCESSORIES								
71108			SMALL GLARE SHIELD - 45W THRU 80W				3	1
71109			LARGE GLARE SHIELD - 100W THRU 150W				3	1
71111			SMALL WIRE GUARD - 45W THRU 80W				3	1
71113			LARGE WIRE GUARD - 100W THRU 150W				3	1



FULL CUTOFF WALLPACKS LED DRIVERLESS

VOLTAGE: 120/240/277V EXCLUDES 208V



CAT. NO.	WATTS	VOLTS	HOUSING COLOR	LUMENS	REPLACES METAL HALIDE	WEIGHT (LBS)	CASE QTY
71107	100W	120/240/277V	BRONZE	12,000	250W	12	1



CLASSIC WALLPACKS



Wallpacks



SMALL



MEDIUM



LARGE

CAT. NO.	REPLACED BY	WATTS	COLOR TEMP	VOLTS	HOUSING COLOR	LUMENS	UL/ETL	REPLACES METAL HALIDE	CASE QTY
SMALL WALLPACKS 9" WIDTH									
71435C	71435D	30W	5000K	120-277V	BRONZE	4,019	cETLus	100W	4
71436C	71436D	30W	5000K	120-277V	WHITE	4,019	cETLus	100W	4
71630C	71630D	30W	4000K	120-277V	BRONZE	3,972	cETLus	100W	4
71638C	71638D	60W	5000K	120-277V	BRONZE	7,133	cETLus	175W	4
MEDIUM WALLPACKS 14" WIDTH									
71437C	71437D	45W	5000K	120-277V	BRONZE	5,490	cETLus	150W	1
71438B*	-	45W	5000K	120-277V	WHITE	5,071	cETLus	150W	1
71631C	71631D	45W	4000K	120-277V	BRONZE	5,789	cETLus	150W	1
71425C	71425D	60W	5000K	120-277V	BRONZE	8,093	cETLus	175W	1
71632C	71475D	60W	4000K	120-277V	BRONZE	8,038	cETLus	175W	1
71426C	71426D	75W	5000K	120-277V	BRONZE	9,874	cETLus	250W	1
71633C	-	75W	4000K	120-277V	BRONZE	9,677	cETLus	250W	1
71431C	71431D	90W	5000K	120-277V	BRONZE	11,473	cETLus	300W	1
71434C	71477D	90W	5000K	120-277V	WHITE	11,473	cETLus	300W	1
71434B*	71477D	90W	5000K	120-277V	WHITE	10,566	cETLus	300W	1
71634C	71634D	90W	4000K	120-277V	BRONZE	11,439	cETLus	300W	1
71448*	-	40W	5000K	347-480V	BRONZE	4,758	cULus	150W	1
71448B*	-	45W	5000K	347-480V	BRONZE	4,997	cETLus	150W	1
71424B*	71424D	60W	5000K	347-480V	BRONZE	6,860	cETLus	175W	1
ACCESSORIES (MEDIUM WALLPACKS ONLY)									
71461B	71427				SEMI-CUTOFF VISOR BRONZE				8
71430B	-				SEMI-CUTOFF VISOR WHITE				8
71427C	-				FULL CUTOFF VISOR BRONZE				10
71459B	-				WIRE GUARD				10
71473B	-				COVERAGE PLATE - FOR USE WITH 71472C 120W MEDIUM WALLPACK				
LARGE WALLPACKS 18" WIDTH									
71440B*	71440D	120W	5000K	120-277V	BRONZE	14,475	cETLus	400W	1
71441C	71441D	120W	5000K	120-277V	WHITE	15,617	cETLus	400W	1
71636C	-	120W	4000K	120-277V	BRONZE	15,400	cETLus	400W	1
ACCESSORIES (LARGE WALLPACKS ONLY)									
71463B	71442				SEMI-CUTOFF VISOR BRONZE				8
71443B	71443				SEMI-CUTOFF VISOR WHITE				8
71442C	-				FULL CUTOFF VISOR BRONZE				10
71460B	-				WIRE GUARD				10

*NOT DLC LISTED

COLOR & WATTAGE SELECTABLE WALLPACKS



CAT. NO.	REPLACED BY	WATTS	COLOR TEMP	VOLTS	HOUSING COLOR	LUMENS	DIMMING	CASE QTY
MEDIUM WALLPACKS - COLOR & WATTAGE TUNABLE 14" WIDTH								
71475C	71475D	36W 45W 60W	3000K 4000K 5000K	120-277V	BRONZE	7,960@3K/8,481@4K 8,401@5K	0-10V	1
71476C	-	60W 75W 90W	3000K 4000K 5000K	120-277V	BRONZE	11,693@3K/12,588@4K 12,404@5K	0-10V	1
71477C	71477D	60W 75W 90W	3000K 4000K 5000K	120-277V	WHITE	11,693@3K/12,588@4K 12,404@5K	0-10V	1
MEDIUM WALLPACKS - WATTAGE TUNABLE								
71474C	-	60W/75W/90W	5000K	347-480V	BRONZE	12,115	0-10V	1
ACCESSORIES								
71461B	-				SEMI-CUTOFF VISOR BRONZE			8
71430B	-				SEMI-CUTOFF VISOR WHITE			8
71427C	-				FULL CUTOFF VISOR BRONZE			10
71459B	-				WIRE GUARD			10

EMERGENCY BACKUP FOR CLASSIC WALLPACKS



CAT. NO.	WATTS	APPLICATIONS	WEIGHT (LBS)	CASE QTY
71465B	5W	USE WITH 45W CLASSIC/CLASSIC FULL CUTOFF WALLPACKS CAT# 71437B, 71438B, 71452B, 71453B, 71637C	3	3
71467B	8W	USE WITH 60W CLASSIC/CLASSIC FULL CUTOFF WALLPACKS CAT# 71425B, 71428B, 71451B, 71458B, 71632C	3	3
71470B	16W	USE WITH 75W & 90W CLASSIC/CLASSIC FULL CUTOFF WALLPACKS CAT# 71426B, 71429B, 71431B, 71434B, 71454B, 71455B, 71633C, 71634C	3	3
71471B	25W	USE WITH 90W & 120W CLASSIC/CLASSIC FULL CUTOFF WALLPACKS CAT# 71472B, 71440B, 71441B, 71457B, 71635C, 71636C, 71635C, 71636C	3	3



CLASSIC FULL CUTOFF WALLPACKS

CAT. NO.	WATTS	VOLTS	LUMENS	COLOR TEMP	HOUSING COLOR	DIMMING	REPLACES METAL HALIDE	CASE QTY
71453C	45W	120-277V	4,598	5000K	WHITE	0-10V	150W	1
71458B*	60W	120-277V	6,698	5000K	WHITE	0-10V	175W	1
71455C	75W	120-277V	8,055	5000K	WHITE	0-10V	250W	1

*NOT DLC LISTED



SLIM-LINE FLOOD/WALLPACK

CAT. NO.	WATTS	VOLTS	COLOR TEMP	LUMENS	HOUSING COLOR	REPLACES METAL HALIDE	CASE QTY
71153A	30W	120-277V	5000K	4,008	WHITE	100W	1



DESIGNER WALLPACK

CAT. NO.	WATTS	HOUSING COLOR	LUMENS	REPLACES METAL HALIDE	WEIGHT (LBS)	CASE QTY
71433	50W	WHITE	4489	150W	6.5	1



ARCHITECTURAL MINI WALLPACK

CAT. NO.	REPLACED BY	WATTS	VOLTS	PHOTOCELL	COLOR TEMP	LUMENS	HOUSING COLOR	REPLACES METAL HALIDE	CASE QTY
71593A	71590B	15W	120-277V	YES	5000K	1,954	BRONZE	50W	10
71595A	71592B	30W	120-277V		5000K		BRONZE	100W	10



CLASSIC MINI WALLPACK

CAT. NO.	PHOTOCELL	WATTS	HOUSING COLOR	COLOR TEMP	LUMENS	REPLACES METAL HALIDE	VOLTS	CASE QTY
71421	NO	30W	BRONZE	5000K	3,022	100W	120-277V	6



DESIGNER MINI WALLPACK

CAT. NO.	PHOTOCELL	WATTS	VOLTS	HOUSING COLOR	COLOR TEMP	LUMENS	REPLACES METAL HALIDE	CASE QTY
71522B	YES	18W	120-277V	WHITE	4000K	2,151	70W	12



Wallpacks



SQUARE ULTRATHIN CANOPY

GARAGE CANOPY



VOLTAGE: 120/240/277V **EXCLUDES 208V** MOTION SENSOR AVAILABLE

CAT. NO.	REPLACED BY	WATTS	VOLTS	HOUSING COLOR	COLOR TEMP	LUMENS	REPLACES METAL HALIDE	CASE QTY	
71600B	71603C	45W	120/240/277V	BRONZE	4000K	5,000	150W	6	
71601B	71604C	45W	120/240/277V	WHITE	4000K	5,000	150W	6	
71603B	71603C	45W	120/240/277V	BRONZE	5000K	5,000	150W	6	
71607B	71610C	70W	120/240/277V	WHITE	4000K	7,940	250W	6	
71609B	71609C	70W	120/240/277V	BRONZE	5000K	8,020	250W	6	
71610B	71610C	70W	120/240/277V	WHITE	5000K	8,020	250W	6	
ACCESSORIES									
71598B	MICROWAVE MOTION SENSOR								1
71599B	REMOTE FOR MICROWAVE MOTION SENSOR								1

Canopies / Dusk to Dawn

ROUND ULTRATHIN CANOPY



CAT. NO.	WATTS	VOLTS	HOUSING COLOR	PHOTOCELL INCLUDED	COLOR TEMP	LUMENS	REPLACES METAL HALIDE	BEAM ANGLE	CASE QTY
WALKWAY CANOPY									
71617	80W	120-277V	WHITE	NO	5000K	10,118	250W	115°	4

CLASSIC DUSK TO DAWN

NOTE:
MOUNTING ARMS ARE
SOLD SEPARATELY



*PHOTOCELL
IS LIGHT AND
SENSITIVITY
ADJUSTABLE

CAT. NO.	REPLACED BY	MOUNTING	WATTS	VOLTS	COLOR TEMP	LUMENS	REPLACES METAL HALIDE	PHOTOCELL TYPE	CASE QTY	
71316B	71333C	ARM/WALL	30W	120-277V	5000K	3,120	100W	BUTTON	8	
MOUNTS (SOLD SEPARATELY)										
71305B										10
71309B										10

LED DRIVERLESS DUSK TO DAWN



FIG. 1*

***NOTE:**
MOUNTING ARM IS
SOLD SEPARATELY



FIG. 2*
OPEN FACE

VOLTAGE: 120/240/277V **EXCLUDES 208V**

CAT. NO.	FIG.	MOUNTING	WATTS	VOLTS	LUMENS	REPLACES METAL HALIDE	BEAM ANGLE	WEIGHT (LBS)	CASE QTY	
71295	1	ARM/WALL	35W	120/240/277V	4,322	100W	112°H; 115°V	18	6	
71296	1	ARM/WALL	70W	120/240/277V	8,644	250W	112°H; 115°V	18	6	
71297	2	ARM/WALL	35W	120/240/277V	4,235	100W	108°H; 105°V	20	6	
71298	2	ARM/WALL	70W	120/240/277V	8,471	250W	108°H; 105°V	20	6	
MOUNTS (SOLD SEPARATELY)										
71294	21" MOUNTING ARM FOR 35W-70W (1-1/2" DIAMETER)								20	6



GEN 2 LED SMALL FLOODS



CAT. NO.	MOUNT	WATTS	VOLTS	COLOR TEMP	HOUSING COLOR	LUMENS	REPLACES METAL HALIDE	CASE QTY
74506	1/2" KNUCKLE	15W	120V	5000K	BRONZE	1,624	60W	48
74505	1/2" KNUCKLE	15W	120V	4000K	BRONZE	1,559	60W	48
74503	1/2" KNUCKLE	15W	120V	3000K	BRONZE	1,527	60W	48
74507	1/2" KNUCKLE	15W	120V	5000K	WHITE	1,624	60W	48
74504	1/2" KNUCKLE	15W	120V	3000K	WHITE	1,527	60W	48
74502	BRACKET	15W	120V	5000K	BRONZE	1,624	60W	48
74501	BRACKET	15W	120V	4000K	BRONZE	1,559	60W	48
74500	BRACKET	15W	120V	3000K	BRONZE	1,527	60W	48



COLOR SELECTABLE GEN 2 LED SMALL FLOODS

CAT. NO.	MOUNT	WATTS	VOLTS	COLOR TEMP	HOUSING COLOR	LUMENS	REPLACES METAL HALIDE	CASE QTY
74514	1/2" KNUCKLE	30W	120V	3000K/4000K/5000K	BRONZE	3,807	100W	24
74516	1/2" KNUCKLE	30W	120V	3000K/4000K/5000K	WHITE	3,807	100W	24
74510	BRACKET	30W	120V	3000K/4000K/5000K	BRONZE	3,807	100W	24
74512	BRACKET	30W	120V	3000K/4000K/5000K	WHITE	3,807	100W	24
74524	1/2" KNUCKLE	50W	120V	3000K/4000K/5000K	BRONZE	5,408	150W	16
74526	1/2" KNUCKLE	50W	120V	3000K/4000K/5000K	WHITE	5,408	150W	16
74520	BRACKET	50W	120V	3000K/4000K/5000K	BRONZE	5,408	150W	24



GEN 1 LED SMALL FLOODS



FIG. 1



FIG. 2



FIG. 3



FIG. 4

CAT. NO.	REPLACED BY	FIG.	VOLTS	WATTS	MOUNT	HOUSING COLOR	COLOR TEMP	LUMENS	DIMMABLE	CASE QTY
71531A	71531B	1	120-277V	15W	YOKE	BRONZE	5000K	1,624	NO	16
74073A	71531B	1	120-277V	15W	YOKE	BRONZE	4000K	1,603	NO	16
71802A	71531B	1	120-277V	15W	YOKE	BRONZE	3000K	1,593	NO	16
71801A	71553B	1	120-277V	15W	YOKE	WHITE	5000K	1,624	NO	16
71803A	71553B	1	120-277V	15W	YOKE	WHITE	3000K	1,593	NO	16
71552A	71531B	3	120-277V	15W	1/2" KNUCKLE	BRONZE	3000K	1,593	NO	16
71532A	71532B	1	120-277V	30W	YOKE	BRONZE	5000K	3,432	NO	8
74074A	71532B	1	120-277V	30W	YOKE	BRONZE	4000K	3,427	NO	8
71804A	71532B	1	120-277V	30W	YOKE	WHITE	5000K	3,432	NO	8
71806A	71822B	1	120-277V	30W	YOKE	WHITE	3000K	3,404	NO	8
71826	71822B	2	120-277V	30W	YOKE	BRONZE	5000K	3,530	YES	10
71827	71532B	4	120-277V	30W	1/2" KNUCKLE	BRONZE	5000K	3,530	YES	10
74077A	71532B	3	120-277V	30W	1/2" KNUCKLE	BRONZE	4000K	3,427	NO	8
71555A	71532B	3	120-277V	30W	1/2" KNUCKLE	BRONZE	3000K	3,404	NO	8
71556A	71822B	3	120-277V	30W	1/2" KNUCKLE	WHITE	3000K	3,404	NO	8
71533A	71533B	1	120-277V	50W	YOKE	BRONZE	5000K	5,793	NO	6
74075A	71533B	1	120-277V	50W	YOKE	BRONZE	4000K	5,778	NO	6
71808A	71533B	1	120-277V	50W	YOKE	BRONZE	3000K	5,717	NO	6
71807A	71823B	1	120-277V	50W	YOKE	WHITE	5000K	5,793	NO	6
71809A	71823B	1	120-277V	50W	YOKE	WHITE	3000K	5,717	NO	6
71829	71533B	4	120-277V	50W	1/2" KNUCKLE	BRONZE	5000K	6,005	YES	6
71824A	71533B	3	120-277V	50W	1/2" KNUCKLE	BRONZE	3000K	5,717	NO	6
71823A	71823B	3	120-277V	50W	1/2" KNUCKLE	WHITE	5000K	5,793	NO	6



SMALL FLOODS



FIG. 1



FIG. 2



FIG. 3



FIG. 4



FIG. 5



FIG. 6



FIG. 7



FIG. 8



FIG. 9



FIG. 10

CAT. NO.	REPLACED BY	FIG.	MOUNT	WATTS	VOLTS	COLOR TEMP	LUMENS	HOUSING COLOR	CASE QTY
71337A	71337B	1	1/2" KNUCKLE	12W	120-277V	3000K	1,302	WHITE	12
71136A	-	2	BRACKET	12W	120-277V	5000K	1,423	BRONZE	12
71137A	-	3	BRACKET	12W	120-277V	5000K	1,423	WHITE	12
71531	71531B	4	BRACKET	15W	120-277V	5000K	1,663	BRONZE	18
71801	71553B	4	BRACKET	15W	120-277V	5000K	1,663	WHITE	18
71340	71340B	3	1/2" KNUCKLE	30W	120-277V	3000K	2,275	WHITE	8
71340A	71340B	1	1/2" KNUCKLE	30W	120-277V	3000K	3,229	WHITE	6
71342	-	6	BRACKET	30W	120-277V	5000K	2,732	BRONZE	8
71805	71532B	2	BRACKET	30W	120-277V	3000K	3,453	BRONZE	10
71806	71822B	2	BRACKET	30W	120-277V	3000K	3,453	WHITE	10
71342A	-	7	BRACKET	30W	120-277V	5000K	3,538	BRONZE	6
71139A	-	7	BRACKET	30W	120-277V	3000K	3,229	BRONZE	6
71138A	-	8	BRACKET	30W	120-277V	5000K	3,538	WHITE	6
71140A	-	8	BRACKET	30W	120-277V	3000K	3,229	WHITE	6
71809	71823B	2	BRACKET	50W	120-277V	3000K	5,882	WHITE	6
71145A	-	9	SLIPFITTER	100W	120-277V	5000K	12,236	BRONZE	2
71147A	-	10	TRUNION	100W	347-480V	5000K	17,812	BRONZE	1

RAYZR ECONOMY/TEMP FLOODLIGHT



Yoke Bracket and Power Cord with Three Prong Plug on all fixtures

CAT. NO.	WATTS	COLOR TEMP	LUMENS	CASE QTY
74200	10W	5700K	1,000	20
74201	20W	5700K	2,000	20
74202	30W	5700K	3,000	20
74203	50W	5700K	5,000	10
74204	100W	5700K	10,000	10



GOOSENECK FLOODS

PHOTOCELL INCLUDED

VOLTAGE: 120/240/277V EXCLUDES 208V

CAT. NO.	REPLACED BY	COLOR	COLOR TEMP	WATTS	VOLTS	LUMENS	DIMENSIONS			CASE QTY
							LENGTH	DIAMETER	HEIGHT	
75118A	75121B	BLACK	3000K	40W	120/240/277V	4,800	22"	14"	14"	1
75120A	75123B	WHITE	3000K	40W	120/240/277V	4,800	22"	14"	14"	1
75126A	75123B	WHITE	5000K	40W	120/240/277V	4,800	22"	14"	14"	1



FIG. 1



FIG. 2

BULLET FLOOD

CAT. NO.	FIG.	WATTS	VOLTS	COLOR TEMP	HOUSING COLOR	LUMENS	BEAM ANGLE	CRI	CASE QTY
71690A	1	28W	120-277V	5000K	WHITE	3,360	65°	83	8
71688	1	28W	120-277V	5000K	GREEN	3,022	65°	83	1
71375	2	30W	120-277V	3000K	WHITE	2,274	75°	85	6
71695A	1	42W	120-277V	5000K	BRONZE	5,376	65°	70	6
71694	1	42W	120-277V	3000K	WHITE	4,204	65°	83	1
71696	1	42W	120-277V	5000K	GREEN	4,488	65°	83	1
71664*	1	24W	12V	5000K	BRONZE	2,740	35°	83	8
71671*	1	33W	12V	5000K	BRONZE	4,000	65°	83	6

*NOT UL LISTED



BULLET FLOOD GEN 2

CAT. NO.	WATTS	VOLTS	COLOR TEMP	COLOR	LUMENS	BEAM ANGLE	CRI	DIMMING	CASE QTY
71661	74W	120-277V	5000K	BRONZE	8,219	60°	70	0-10V	6



FLAGPOLES & SIGNS

PVC STAKE

CAT. NO.	COLOR	DIAMETER	LENGTH	BOX QTY
18107	BRONZE	3"	10"	50





SECURITY LIGHT



FIG. 1



FIG. 2



FIG. 3



FIG. 4

CAT. NO.	FIG.	WATTS	VOLTS	COLOR TEMP	LUMENS	HOUSING COLOR	REPLACES INCANDESCENT	CASE QTY
72560	1	14W	120/240V	3000K	1,030	BRONZE	75W	8
72561	1	14W	120/240V	3000K	1,030	WHITE	75W	8
72567	1	14W	120/240V	5000K	1,030	WHITE	75W	8
72564	2	36W	120/240V	3000K	3,090	BRONZE	3 X 75W	8
72586A*	3	40W	120-277V	5000K	4,276	BRONZE	75W	4
72584A*	4	25W	120-277V	5000K	2619	WHITE	2 X 75W	4

*NOT UL LISTED

MOTION ACTIVATED TWIN PAR LIGHT

CAT. NO.	VOLTS	HOUSING COLOR	CASE QTY
73210	120V	BRONZE	12
73211	120V	WHITE	12



UP/DOWN WALL WASH LIGHTING



FIG. 1



FIG. 2

CAT. NO.	FIG.	WATTS	VOLTS	COLOR TEMP	LUMENS	HOUSING COLOR	CASE QTY
72501	2	22W	120-277V	5000K	2,445	WHITE	6
72502	3	22W	120-277V	5000K	2,497	BRONZE	6
72503	3	22W	120-277V	5000K	2,497	WHITE	6

ORNAMENTAL ENTRYWAY LIGHTS



CAT. NO.	FIG.	WATTS	VOLTS	COLOR TEMP	LUMENS	HOUSING COLOR	CASE QTY
71307	3	6W	120V	3000K	550	BLACK	6
71308	3	6W	120V	4000K	550	BLACK	6





LOW PROFILE ENTRYWAY LIGHT



CAT. NO.	COLOR TEMP	WATTS	VOLTS	HOUSING COLOR	LUMENS	REPLACES METAL HALIDE	BEAM ANGLE	CASE QTY
72517	3000K	9W	120V	WHITE	850	75W	120°	6

GLOBE ENTRYWAY LIGHT



CAT. NO.	PHOTOCELL	WATTS	VOLTS	HOUSING COLOR	COLOR TEMP	LUMENS	REPLACES METAL HALIDE	CASE QTY
72120	NO	9W	120V	BLACK	4000K	650	70W	6
72124	NO	12W	120V	BLACK	4000K	1,150	100W	6



ENTRYWAY/WALKWAY LIGHT



CAT. NO.	WATTS	VOLTS	COLOR TEMP	HOUSING COLOR	LUMENS	REPLACES METAL HALIDE	CASE QTY
71300	12W	120V	5000K	BRONZE	750	50W	6
71301	12W	120V	3000K	WHITE	750	50W	6



FIG. 1



FIG. 3



FIG. 2

BULKHEAD LIGHTING

CAT. NO.	FIG.	COLOR TEMP	DIAMETER	WATTS	VOLTS	HOUSING COLOR	LUMENS	REPLACES METAL HALIDE	CASE QTY
SMALL 6" BULKHEAD LIGHTS									
72154	1	5000K	6"	12W	120V	BLACK	1,150	75W	10
RECTANGULAR BULKHEAD LIGHTS									
72151	2	3000K	11-3/4" X 7-3/8" X 3-5/8"	9W	120V	BLACK	850	60W	6
72155	3	3000K	11-3/4" X 7-3/8" X 3-5/8"	9W	120V	BLACK	850	60W	6
72156	3	4000K	11-3/4" X 7-3/8" X 3-5/8"	9W	120V	BLACK	850	60W	6

25,000V!

RETROFIT SURGE PROTECTION MODULE

*QUICK TWIST LOCK
INSTALLATION*



CAT. NO.	MOUNTING	VOLTS	ON/OFF LUX	TUNGSTEN RATING (W)	CASE QTY
88060	TWIST LOCK	120-277V	16 LX/24 LX	1000W	100



SPECIFICATION GRADE UFO



120-277V PLUG-&-PLAY
CENTER MOUNT MOTION SENSOR
EMERGENCY BATTERY BACKUP AVAILABLE

CAT. NO.	REPLACED BY	WATTS	COLOR TEMP	VOLTS	HOUSING COLOR	LUMENS	DIMMING	REPLACES METAL HALIDE	CASE QTY
74100B	-	100W	5000K	120-277V	BLACK	14,680	I-10V	250W	1
74101B	74101C	100W	4000K	120-277V	BLACK	14,796	0-10V	250W	1
74102B	-	150W	5000K	120-277V	BLACK	20,893	I-10V	400W	1
74212	-	150W	5000K	120-277V	WHITE	20,893	I-10V	400W	1
74095B	74095C	150W	4000K	120-277V	BLACK	20,881	I-10V	400W	1
74104B	-	200W	5000K	120-277V	BLACK	29,079	I-10V	600W	1
74214	-	200W	5000K	120-277V	WHITE	29,079	I-10V	600W	1
74094B	74094C	200W	4000K	120-277V	BLACK	29,112	I-10V	600W	1
74106B	-	240W	5000K	120-277V	BLACK	33,747	I-10V	750W	1
74093B	-	240W	4000K	120-277V	BLACK	34,016	I-10V	750W	1



COLOR & WATTAGE SELECTABLE SPECIFICATION GRADE UFO



1-10V DIMMABLE

CAT. NO.	REPLACED BY	WATTS	COLOR TEMP	VOLTS	HOUSING COLOR	LUMENS @MAX WATTS	REPLACES METAL HALIDE	WEIGHT (LBS)	CASE QTY
74297	74297C	100W 120W 150W	3000K 4000K 5000K	120-277V	BLACK	21,280	400W	7.2	1
74198	74198C	100W 120W 150W	3000K 4000K 5000K	120-277V	WHITE	21,280	400W	7.2	1
74199	-	160W 200W 240W	3000K 4000K 5000K	120-277V	WHITE	33,740	750W	12	1

SPECIFICATION GRADE UFO ACCESSORIES

SPEC GRADE ACCESSORIES WORK WITH THE SINGLE COLOR AND COLOR TUNABLE SPEC GRADE FIXTURES



CAT. NO.	FIG.	DESCRIPTION	CASE QTY
74143	1	1/2" - 3/4" NPT CONDUIT ADAPTOR	1
74187B	2	MICROWAVE MOTION SENSOR - 120-277V FIXTURES	150
74186B	3	PIR SENSOR - 120-277V FIXTURES	150
74188B	4	REMOTE CONTROL - PIR AND MICROWAVE MOTION SENSORS	100
74185A	5	MICROWAVE MOTION SENSOR - 347-480V FIXTURES - REMOTE MOUNT ONLY	30
74153A	6	REMOTE CONTROL FOR 74185A 347-480V MICROWAVE MOTION SENSOR	100
76503	7	EMERGENCY BATTERY BACKUP - 120-277V ONLY	1
76504	8	REMOTE CONTROL - EMERGENCY BATTERY BACKUP	1
74110B	9	BLACK U-BRACKET - 100W-150W FIXTURES	20
74112B	9	BLACK U-BRACKET - 200W-240W FIXTURES	20
74135C	10	WIRE GUARD - 100W-150W FIXTURES	20
74137C	10	WIRE GUARD - 200W-240W FIXTURES	20
74147A		60° LENS FOR 150W FIXTURES	10
74119B	11	90° ALUMINUM REFLECTOR - 100W-150W FIXTURES	20
74121B	11	90° ALUMINUM REFLECTOR - 200W-240W FIXTURES	20
74123B	12	90° PC REFLECTOR - 100W-150W FIXTURES	1
74149B	13	90° PC BOTTOM COVER - 100W-150W FIXTURES	1
74125B	12	90° PC REFLECTOR - 200W-240W FIXTURES	1
74152B	13	90° PC BOTTOM COVER - 200W-240W FIXTURES	1



ECONOMY UFO

CAT. NO.	REPLACED BY	WATTS	COLOR TEMP	VOLTS	LUMENS	REPLACES METAL HALIDE	WEIGHT (LBS)	CASE QTY
74096A	74096B	100W	5000K	120-277V	13,156	250W	9.5	1
74097A	74097B	150W	5000K	120-277V	19,082	400W	10	1
74108A	74108B	300W	5000K	120-277V	45,215	1000W	14	1
ACCESSORIES								
74143				1/2" - 3/4" NPT CONDUIT ADAPTOR				1
74804				PC REFLECTOR 100W-150W				1
74803				PC REFLECTOR COVER FOR 100-150W				1



100W - 240W



300W



ULTRA-ECONOMY UFO

LOW PROFILE EYE HOOK MOUNT ONLY NO MOTION SENSOR NO EMERGENCY BACKUP



EYE HOOK MOUNT

CAT. NO.	WATTS	COLOR TEMP	VOLTS	LUMENS	REPLACES METAL HALIDE	WEIGHT (LBS)	CASE QTY
74291	150W	5000K	120-277V	17,763	400W	4.8	1
74292	200W	5000K	120-277V	22,525	600W	6.5	1
74293	240W	5000K	120-277V	27,684	750W	8.5	1



GEN 4 UFO HIGH BAY

CAT. NO.	REPLACED BY	WATTS	VOLTS	COLOR TEMP	LUMENS	REPLACES METAL HALIDE	CASE QTY
74104A	-	200W	120-277V	5000K	27,199	600W	1
74105A	74103C	200W	347-480V	5000K	26,901	600W	1
74093A	-	240W	120-277V	4000K	31,835	750W	1
ACCESSORIES							
74185A				480V ONLY MOTION SENSOR - MICROWAVE			30
74153A				REMOTE CONTROL FOR USE WITH 74185A 480V MOTION SENSOR			100
74110A				MOUNTING BRACKET			18
74145A				SUSPENSION CHAIN - 150W-200W			40
74113A				SAFETY TETHER - 150W-200W			100
74148A				60° LENS - 200W			10
74133A				90° LENS - 200W			20
74152A				PC REFLECTOR BOTTOM COVER FOR 200W			50



GEN 3 UFO HIGH BAY

CAT. NO.	REPLACED BY	WATTS	VOLTS	LUMENS	REPLACES METAL HALIDE	CASE QTY
74101	74101B	100W	347-480V	14,311	250W	1
74139				MOTION SENSOR KIT 100-277V		30
74140				MOTION SENSOR KIT 480V		30
74141				EMERGENCY BATTERY BACKUP KIT		5



UFO HIGH BAY

CAT. NO.	WATTS	VOLTS	COLOR TEMP	LUMENS	DIMMING	REPLACES METAL HALIDE	CASE QTY
71481	100W	347-480V	5000K	14,529	0-10V/PWM/VR	250W	1
71483	150W	347-480V	5000K	22,542	0-10V/PWM/VR	400W	1
71485	230W	347-480V	5000K	33,387	0-10V/PWM/VR	750W	1
71487	300W	347-480V	5000K	42,813	0-10V/PWM/VR	1,000W	1





LINEAR HIGH BAY I-BEAM DESIGN

480 VOLTS

DIMMABLE 1-10V

EMERGENCY BATTERY BACKUP SOLD SEPARATELY

DLC C UL US LISTED

Linear High Bays



CAT. NO.	REPLACED BY	WATTS	VOLTS	COLOR TEMP	LUMENS	REPLACES FLUORESCENT	CASE QTY	ORDER IN MULTIPLES	
71703A*	71703B	50W	120-277V	5000K	7,207	128W	2	2	
71705A*	71705B	50W	120-277V	4000K	7,157	128W	2	2	
71709A	71709B	165W	120-277V	5000K	22,663	324W	2	2	
71711A	71711B	165W	120-277V	4000K	22,975	324W	2	2	
71713A	71713B	220W	120-277V	5000K	30,172	500W	2	2	
71718A	71718B	300W	120-277V	5000K	42,321	-	1	1	
71710A	71710B	165W	347-480V	5000K	21,910	324W	2	2	
ACCESSORIES									
76502	EMERGENCY BACKUP 25W 120VAC FOR 71703A, 71705A, 71710A ONLY							10	1
71746A	PIR MOTION SENSOR							20	1
71729B	MICROWAVE MOTION SENSOR FOR USE WITH 120-277V FIXTURES ONLY							20	1
71769A	REMOTE CONTROL FOR PIR & MICROWAVE MOTION SENSORS 71746A & 71729B							10	1
74185A	MICROWAVE MOTION SENSOR - 347-480V FIXTURES - REMOTE MOUNT ONLY							30	1
74153A	REMOTE CONTROL FOR 74185A 347-480V MICROWAVE MOTION SENSOR							100	1
71717A	SUSPENSION CABLE							200	1
71738A	PENDANT MOUNT FOR 480V							20	1
71739A	PENDANT MOUNT FOR 120-277V							20	1
71740A	SURFACE MOUNT KIT FOR 480V							40	SET OF 2
71741A	SURFACE MOUNT FOR 120-277V							40	SET OF 2
74142B	WIRE GUARD FOR 50-165W							20	1
71745A	WIRE GUARD FOR 220-300W							20	1

*NOT DLC LISTED

GEN 4 LINEAR HIGH BAY



C UL US LISTED

CAT. NO.	REPLACED BY	WATTS	VOLTS	COLOR TEMP	LUMENS	LENS	DIMMING	ORDER IN MULTIPLES	
71704	-	50W	347-480V	5000K	6,007	FROSTED	0-10V	2	
71706	71706B	100W	120-277V	5000K	13,880	CLEAR	0-10V		
71707	-	100W	347-480V	5000K	14,543	CLEAR	0-10V	1	
71710	71710B	150W	347-480V	5000K	22,146	CLEAR	0-10V	1	
71714	71714B	200W	347-480V	5000K	30,998	CLEAR	0-10V	1	
ACCESSORIES									
80529	OCC SENSOR (INTERNAL)								1
80527	REMOTE CONTROL FOR INTERNAL MOTION SENSOR 80529								1
71737A	SURFACE MOUNTING KIT								1
76100A	WIREGUARD 100W								1
76101A	WIREGUARD 150W								1
76102A	WIREGUARD 200W								1
71756A	CLEAR LENS 50W FOR G4 HIBAYS								1
71757A	CLEAR LENS 50W FOR G4 HIBAYS								1
71758A	FROSTED LENS 150W								1
71759A	FROSTED LENS 200W								1



COLOR & WATTAGE SELECTABLE LED PANELS

BACKLIT



2X2



1X4



2X4

CLASS 2 ISOLATED FLICKER FREE DRIVERS 0-10V DIMMABLE EMERGENCY BACKUP

CAT. NO.	REPLACED BY	SIZE	COLOR TEMP	FIXTURE HEIGHT	WATTS RANGE	VOLTS	LUMENS @MAX WATTS	LM/W	DIMMING	ORDER IN MULTIPLES
3500K - 5000K CCT & WATTAGE SELECTABLE DLC STANDARD										
71174C		1X4	3500K 4000K 5000K	1-5/8"	20W 30W 35W	120-277V	4,088	121	0-10V	4
71164C		2X2	3500K 4000K 5000K	1-5/8"	20W 30W 35W	120-277V	4,166	123	0-10V	4
71165C		2X4	3500K 4000K 5000K	1-5/8"	30W 35W 45W	120-277V	5,403	127	0-10V	4
3500K - 5000K CCT & WATTAGE TUNABLE DLC PREMIUM										
71764C		2X2	3500K 4000K 5000K	1-5/8"	20W 25W 30W	120-277V	3,772	128	0-10V	4



LED BACKLIT PANELS



2X2



2X4

CAT. NO.	REPLACED BY	FIXTURE TYPE	FIXTURE HEIGHT	SIZE	COLOR TEMP	WATTS	VOLTS	LUMENS	LM/W	UL/ETL	ORDER IN MULTIPLES
2X2 DLC STANDARD											
71767C		BACKLIT	1-5/8"	2X2	4000K	30W	120-277V	3,686	121	ETL	2
71760B		BACKLIT	1-1/2"	2X2	3000K	40W	120-277V	4,262	110	UL	4
71761A		EDGE LIT	1-5/8"	2X2	4000K	40W	120-277V	4,134	101	UL	2
71761C		BACKLIT	1-5/8"	2X2	4000K	40W	120-277V	4,813	112	ETL	4
71166**		BACKLIT	1-3/8"	2X2	5000K	40W	120-277V	4,845	121	NO	1
71762C		BACKLIT	1-5/8"	2X2	5000K	40W	120-277V	4,859	114	ETL	4
2X4 DLC STANDARD											
71777C		BACKLIT	1-5/8"	2X4	4000K	40W	120-277V	4,739	118	ETL	4
71778C		BACKLIT	1-5/8"	2X4	5000K	40W	120-277V	4,878	123	ETL	4
71770A*		EDGE LIT	1-5/8"	2X4	3000K	50W	120-277V	4,652	98	UL	2
71771C		BACKLIT	1-5/8"	2X4	4000K	50W	120-277V	5,460	110	ETL	4
71772C		BACKLIT	1-5/8"	2X4	5000K	50W	120-277V	5,845	121	ETL	4
ACCESSORIES											
76501		15W EMERGENCY BATTERY BACKUP (FOR USE WITH 30W AND 40W PANELS)									1
71794B		1X4, 2X2, 2X4 SUSPENSION HANGING KIT									1
71797B		2X2 SURFACE MOUNTING TRIM KIT (WHITE)									1
71798B		1X4 SURFACE MOUNTING TRIM KIT (WHITE)									1
71799B		2X4 SURFACE MOUNTING TRIM KIT (WHITE)									1


* NOT DLC LISTED
** NOT UL OR DLC LISTED



COLOR & WATTAGE SELECTABLE



LED TROFFERS



Troffers

CAT. NO.	REPLACED BY	SIZE	COLOR TEMP	WATTS	VOLTS	LUMENS @MAX WATTS	LM/W	DIMMING	REPLACES FLUORESCENT	ORDER IN MULTIPLES
3500K - 5000K CCT & WATTAGE SELECTABLE DLC PREMIUM										
71784B	71784C	2X4	3500K 4000K 5000K	34W 38W 45W	120-277V	5,625	125	0-10V	64-128W	4
71789B	71789C	2X2	3500K 4000K 5000K	20W 25W 30W	120-277V	3,750	125	0-10V	64-128W	4

TROFFERS



FIG. 1



FIG. 2

CAT. NO.	REPLACED BY	FIG.	SIZE	WATTS	VOLTS	COLOR TEMP	LUMENS	CRI	REPLACES FLUORESCENT	ORDER IN MULTIPLES
2X2 DLC PREMIUM										
71781	71789C	1	2X2	40W	120-277V	4000K	5,200	80	64-128W	2
71782	71789C	1	2X2	40W	120-277V	5000K	5,200	80	64-128W	2
2X4 DLC STANDARD										
71791A	71784C	2	2X4	50W	120-277V	3000K	5,518	80	128-216W	2



COLOR SELECTABLE 8' LED LINEAR VAPORTIGHT



CAT. NO.	LENGTH	COLOR TEMP	WATTS	VOLTS	LUMENS	CRI	REPLACES FLUORESCENT	CASE QTY	ORDER IN MULTIPLES
71904A*	8'	3000K 4000K 5000K	70W	120-277V	7,820 @ 3000K	86	64-128W	1	4

*8' VAPORTIGHT FIXTURES REQUIRE A \$750 MINIMUM ORDER FOR FREIGHT ALLOWED SHIPMENT



8' LED LINEAR VAPORTIGHT



CAT. NO.	LENGTH	COLOR TEMP	WATTS	VOLTS	LUMENS	CRI	REPLACES FLUORESCENT	CASE QTY
71903*	8'	4000K	70W	120-277V	7,350	80	300W	1

*8' VAPORTIGHT FIXTURES REQUIRE A \$750 MINIMUM ORDER FOR FREIGHT ALLOWED SHIPMENT



VAPORTIGHT JELLY JAR



CAT. NO.	REPLACED BY	WATTS	VOLTS	COLOR TEMP	LUMENS	MOUNT	REPLACES METAL HALIDE	CASE QTY
72106	72106A	12W	120-277V	5000K	845	WALL	50W	2



LED LINEAR SHOPLIGHT



CAT. NO.	LENGTH	COLOR TEMP	WATTS	VOLTS	LUMENS	CRI	REPLACES FLUORESCENT	LINKABLE	CASE QTY
71928A	4'	5000K	18W	120V	1,953	83	64W	NO	24



COLOR SELECTABLE LED CLASSIC STRIPLIGHT

0-10V DIMMABLE



CAT. NO.	LENGTH	COLOR TEMP	WATTS	VOLTS	LUMENS	CRI	REPLACES FLUORESCENT	CASE QTY
71913A	4'	3500K 4000K 5000K	32W	120-277V	4,300	82	64-128W	10

ACCESSORIES

71915A	EMERGENCY BATTERY BACKUP							1
--------	--------------------------	--	--	--	--	--	--	---



COLOR & WATTAGE SELECTABLE 8' LED CLASSIC STRIPLIGHT

CAT. NO.	LENGTH	COLOR TEMP	WATTS	VOLTS	LUMENS @ MAX WATTS	CRI	REPLACES FLUORESCENT	ORDER IN MULTIPLES
71980*	8'	3500K 4000K 5000K	38W 46W 54W	120-277V	7,796	82	64-128W	4
71984*	8'	3500K 4000K 5000K	65W 75W 90W	120-277V	12,406	83	64-128W	4

*8' STRIPLIGHT FIXTURES REQUIRE A \$750 MINIMUM ORDER FOR FREIGHT ALLOWED SHIPMENT



LED CLASSIC SUSPENDED STRIPLIGHT

SUSPENDED OR SURFACE MOUNTABLE



0-10V DIMMABLE

CAT. NO.	LENGTH	COLOR TEMP	WATTS	VOLTS	LUMENS	CRI	REPLACES FLUORESCENT	CASE QTY
71922	4'	5000K	40W	120-277V	5,000	80	64-128W	6
71923	4'	4000K	40W	120-277V	5,000	80	64-128W	6
71948A	SUSPENSION KIT							1

LED COVE LINEAR WRAP



CAT. NO.	LENGTH	COLOR TEMP	WATTS	VOLTS	LUMENS	CRI	REPLACES FLUORESCENT	CASE QTY
72401	2'	5000K	25W	120-277V	3,272	85	64-128W	4
72403	4'	5000K	55W	120-277V	7,036	85	64-128W	4

LED DESIGNER LINEAR-ARC WRAP



0-10V DIMMABLE FAST/EASY LENS REMOVAL NO TOOL REQUIRED

CAT. NO.	DESCRIPTION	LUMENS	LENGTH	WATTS	COLOR TEMP	VOLTS	REPLACES FLUORESCENT	DIMENSIONS			CASE QTY
								L	W	H	
71934A	2' WRAP	2,903	2'	25W	4000K	120-277V	64W	24-5/8"	4-3/4"	2-7/8"	6
71935A	2' WRAP	2,903	2'	25W	5000K	120-277V	64W	24-5/8"	4-3/4"	2-7/8"	6
71936A	2' REFLECTORS - SET OF 2										6

COLOR & WATTAGE SELECTABLE ARCHITECTURAL LINEAR ARC WRAP



0-10V DIMMABLE

CAT. NO.	SIZE	COLOR TEMP	WATTS	VOLTS	LUMENS	BEAM ANGLE	LM/W	CRI	REPLACES FLUORESCENT	CASE QTY
71947A	2'	3500K 4000K 5000K	20W 25W 30W	120-277V	3,600 @ 30W 2,400 @ 20W	120°	120	82	30W	1

ACCESSORIES

71948A	SUSPENSION KIT - 1 SET									1
71729B	EXTERNAL MICROWAVE MOTION SENSOR									1
71769A	EXTERNAL MICROWAVE MOTION SENSOR CONTROLLER									1
71721A	INTERNAL MICROWAVE MOTION SENSOR									1
71719A	INTERNAL MICROWAVE MOTION SENSOR CONTROLLER									1
71920A	EMERGENCY BATTERY BACKUP KIT (4' FIXTURE ONLY)									1
71720A	6' WIRING WHIP									1



DESIGNER LINEAR WRAP



CAT. NO.	SIZE	COLOR TEMP	WATTS	VOLTS	LUMENS	BEAM ANGLE	LM/W	CRI	REPLACES FLUORESCENT	ORDER IN MULTIPLES
----------	------	------------	-------	-------	--------	------------	------	-----	----------------------	--------------------


SUSPENSION KIT INCLUDED

71955A	4'	3500K	40W	120-277V	4,950	H104; V134	110	80	64-128W	2
ACCESSORIES										
71956A	FROSTED LENS (LOUVERED LENS STANDARD)									1 SET
71957A	CONNECTION KIT									1 SET
71952A	SUSPENSION KIT (INCLUDED WITH FIXTURE)									1 SET
71720A	6' WIRING WHIP									1



DESIGNER UP/DOWN LINEAR WRAP

ADJUSTABLE UP/DOWN OPTICS



CAT. NO.	SIZE	COLOR TEMP	WATTS	VOLTS	LUMENS	BEAM ANGLE	LM/W	CRI	REPLACES FLUORESCENT	ORDER IN MULTIPLES
----------	------	------------	-------	-------	--------	------------	------	-----	----------------------	--------------------

SUSPENSION KIT INCLUDED

71960A	4'	5000K	60W	120-277V	6,200	H102; V44	90	82	128-216W	1
71962A	4'	3500K	60W	120-277V	6,022	H102; V44	90	80	128-216W	1
ACCESSORIES										
71952A	SUSPENSION KIT (INCLUDED WITH FIXTURE)									1 SET
71915A	10W EMERGENCY BACKUP									1
71720A	6' WIRING WHIP									1




LED UP/DOWN FLAT PANEL

CAT. NO.	SIZE	COLOR TEMP	WATTS	VOLTS	LUMENS	BEAM ANGLE	LM/W	CRI	REPLACES FLUORESCENT	ORDER IN MULTIPLES
----------	------	------------	-------	-------	--------	------------	------	-----	----------------------	--------------------

SUSPENSION KIT INCLUDED

71951A	4'	3500K	40W	120-277V	4,001	H158; V158	106	80	64-128W	2
ACCESSORIES										
71952A	SUSPENSION KIT (INCLUDED WITH FIXTURE)									1 SET
71720A	6' WIRING WHIP									1



MINI/SMALL LOOP CABLE GRIPS

CAT. NO.	DESCRIPTION	BAG QTY
----------	-------------	---------

17207	WIRE ROPE WITH HALF BALL END STOP 3/64" X 60" 36LB TENSILE	10
-------	---	----





COLOR SELECTABLE FLUSH LENS DOWNLIGHT - REMOTE DRIVER



18 CU IN WIRING COMPARTMENT

TRIAC DIMMING

CAT. NO.	REPLACED BY	SIZE	TRIM STYLE	COLOR TEMP	WATTS	LUMENS	VOLTS	CRI	REPLACES INCANDESCENT	CASE QTY
72680A	72680B	4"	SMOOTH/FLUSH	2700K 3000K 3500K 4000K 5000K	10W	650	120V	90	75W	24
72682A	72682B	6"	SMOOTH/FLUSH	2700K 3000K 3500K 4000K 5000K	15W	1,100	120V	90	100W	24



NEW CONSTRUCTION FLUSH LENS DOWNLIGHT WITH REMOTE DRIVER



CAT. NO.	REPLACED BY	SIZE	TRIM STYLE	COLOR TEMP	WATTS	LUMENS	VOLTAGE	CRI	REPLACES INCANDESCENT	CASE QTY
72682	72682B	6"	SMOOTH/FLUSH	3000K	15	900	120V	90	100W	12

COLOR & WATTAGE SELECTABLE RECESSED DOWNLIGHT



CAT. NO.	SIZE	TRIM STYLE	COLOR TEMP	WATTS	LUMENS	VOLTS	CRI	REPLACES INCANDESCENT	CASE QTY
72638	6"	SMOOTH	3000K 4000K 5000K	10W 15W 22W	1,950@4K	120-277V	93	75-150W	6

DOWNLIGHT WITH JUNCTION BOX



TRIAC DIMMING

CAT. NO.	SIZE	TRIM STYLE	COLOR TEMP	WATTS	LUMENS	VOLTS	CRI	BEAM ANGLE	DIMMING	REPLACES INCANDESCENT	CASE QTY
ROUND DRIVERLESS 120V ONLY											
72676	4"	PC BAFFLE	3000K	10W	847	120V	82	101	TRIAC	75W	12
72678	4"	PC SMOOTH	3000K	10W	847	120V	82	101	TRIAC	75W	12
ROUND 120-277V											
72640	4"	ALUM BAFFLE	3000K	10W	780	120-277V	92	94	TRIAC @120V	75W	12
72641	4"	ALUM BAFFLE	4000K	10W	800	120-277V	92	94	TRIAC @120V	75W	12
72644A	6"	ALUM BAFFLE	4000K	15W	1,120	120-277V	93	97	TRIAC	100W	12
72685	10"	ALUM BAFFLE	3000K	40W	3,380	120-277V	82	98	0-10V	200W	4
72686	10"	ALUM BAFFLE	4000K	40W	3,592	120-277V	82	98	0-10V	200W	4
72687	10"	ALUM BAFFLE	5000K	40W	3,916	120-277V	82	98	0-10V	200W	4
72688	10"	ALUM BAFFLE	3000K	50W	4,536	120-277V	82	98	0-10V	300W	4
72689	10"	ALUM BAFFLE	4000K	50W	4,583	120-277V	82	98	0-10V	300W	4
72690	10"	ALUM BAFFLE	5000K	50W	4,813	120-277V	82	98	0-10V	300W	4
SQUARE 120V ONLY											
72650	6"	SMOOTH	3000K	15W	937	120V	90	97	TRIAC	100W	12
72651	6"	SMOOTH	4000K	15W	937	120V	90	97	TRIAC	100W	12
72652	6"	SMOOTH	5000K	15W	937	120V	90	97	TRIAC	100W	12



4"/6"/8" SURFACE MOUNT LIGHTING



TORSION SPRINGS AND EDISON PLUG ADAPTOR INCLUDED WITH 6" FIXTURES

JUNCTION BOX OR RECESSED CAN MOUNTING TRIAC DIMMING

CAT. NO.	REPLACED BY	SIZE	WATTS	VOLTS	COLOR TEMP	LUMENS	CRI	UL/ETL	REPLACES INCANDESCENT	CASE QTY
72615	72615B	4"	10W	120V	3000K	673	>90	ETL	75W	12
72616	72615B	4"	10W	120V	4000K	673	>90	ETL	75W	12
72617	72615B	4"	10W	120V	5000K	673	>90	ETL	75W	12
72612	72612B	6"	14.5W	120V	3000K	1,100	>90	UL	100W	12
72766	-	8"	20W	120V	3000K	1600	>96	UL	150W	12
72767	-	8"	20W	120V	4000K	1,600	>96	UL	150W	12
72768	-	8"	20W	120V	5000K	1,600	>96	UL	150W	12



SURFACE MOUNT LIGHTING WITH MOTION SENSOR

CAT. NO.	REPLACED BY	SIZE	WATTS	VOLTS	COLOR TEMP	LUMENS	CRI	REPLACES INCANDESCENT	CASE QTY
72740	72740B	6"	15W	120V	3000K	1,000	>90	100W	12
72741	72740B	6"	15W	120V	4000K	1,050	>90	100W	12
72742	72740B	6"	15W	120V	5000K	1100	>90	100W	12



COLOR TUNABLE SURFACE MOUNT DOWNLIGHT

TRIAC DIMMING

CAT. NO.	REPLACED BY	SIZE	TRIM STYLE	COLOR TEMP	WATTS	LUMENS	VOLTS	CRI	REPLACES INCANDESCENT	CASE QTY
72765	72612B	6"	SMOOTH	2700K 3000K 3500K 4000K 5000K	15W	1,352 @ 5K	120V	93	100W	12



COLOR SELECTABLE SURFACE MOUNT LIGHTING GEN 2



JUNCTION BOX ONLY

NOT COMPATIBLE WITH RECESSED CANS

TRIAC DIMMING EMERGENCY BATTERY BACKUP AVAILABLE

CAT. NO.	REPLACED BY	SIZE	WATTS	VOLTS	COLOR TEMP	LUMENS	CRI	REPLACES INCANDESCENT	CASE QTY
72720	-	4"	10W	120V	3K-5K	550	>90	75W	12
72721*	72612B	6"	15W	120V	3K-5K	1,000	>90	100W	12
EMERGENCY BACKUP (USE WITH 6" CAT #72721 ONLY)									
72722	DUMMY EMERGENCY DRIVER HOUSING - NO EMERGENCY BACKUP								1
72723	8W EMERGENCY BATTERY BACKUP & HOUSING								1

*AN 8-32 X 2" SCREW IS REQUIRED TO INSTALL CAT# 72721 ON CAT# 72722 DUMMY EMERGENCY HOUSING & CAT# 72723 EMERGENCY BATTERY BACKUP (SCREW NOT INCLUDED)



COLOR SELECTABLE RECESSED LIGHTING RETROFITS



Downlighting

CAT. NO.	REPLACED BY	SIZE	TRIM STYLE	COLOR TEMP	WATTS	LUMENS	VOLTS	CRI	REPLACES INCANDESCENT	CASE QTY
72761	72761B	4"	BAFFLE	2700K 3000K 4000K 5000K	10W	650	120V	91	75W	12
72762	72762B	6"	BAFFLE	2700K 3000K 4000K 5000K	15W	1,000	120V	91	100W	12
72763	72763B	4"	SMOOTH	2700K 3000K 4000K 5000K	10W	750	120V	91	75W	12
72764	72764B	6"	SMOOTH	2700K 3000K 4000K 5000K	15W	1,100	120V	91	100W	12

RECESSED LIGHTING RETROFIT



FRICITION CLIPS & LONG TORSION SPRINGS INCLUDED WITH 5" & 6" FIXTURES TRIAC DIMMING

CAT. NO.	REPLACED BY	STYLE	COLOR	SIZE	COLOR TEMP	WATTS	VOLTS	LUMENS	CRI	UL/ ETL	REPLACES INCANDESCENT	CASE QTY
72604	72763B	SMOOTH	WHITE	4"	3000K	9W	120V	659	>91	UL	65W	12
72606	72763B	SMOOTH	WHITE	4"	5000K	9W	120V	659	>91	ETL	65W	12
72602	72764B	SMOOTH	WHITE	5" & 6"	3000K	12W	120V	1,034	>91	UL	75W	12
72603	72764B	SMOOTH	WHITE	5" & 6"	4000K	12W	120V	1,034	>91	UL	75W	12
72601	72764B	SMOOTH	WHITE	5" & 6"	5000K	12W	120V	1,034	>91	UL	75W	12
72607	72761B	BAFFLE	WHITE	4"	3000K	9W	120V	659	>91	UL	65W	12
72609	72762B	BAFFLE	WHITE	5" & 6"	3000K	12W	120V	1,034	>91	UL	75W	12
72610	72762B	BAFFLE	WHITE	5" & 6"	4000K	12W	120V	1,034	>91	UL	75W	12
72611	72762B	BAFFLE	WHITE	5" & 6"	5000K	12W	120V	1,034	>91	UL	75W	12

SMART LIGHT RECESSED RETROFIT KITS APP CONTROLLED



CAT. NO.	SIZE	TRIM STYLE	COLOR TEMP	WATTS	LUMENS	VOLTS	CRI	REPLACES INCANDESCENT	CASE QTY
72618	4"	SMOOTH	2.7K - 5K	10W	650	120V	>90	75W	12
72619	6"	SMOOTH	2.7K - 5K	15W	1,000	120V	>90	100W	12
72622	4"	BAFFLE	2.7K - 5K	10W	650	120V	>90	75W	12
72633	6"	BAFFLE	2.7K - 5K	15W	1,000	120V	>90	100W	12

INDIRECT RECESSED LIGHTING RETROFIT KITS



INDIRECT LIGHTING TRIAC DIMMING



FRICITION CLIPS & LONG TORSION SPRINGS INCLUDED WITH 6" FIXTURES

CAT. NO.	STYLE	COLOR	SIZE	COLOR TEMP	WATTS	LUMENS	VOLTS	CRI	REPLACES INCANDESCENT	CASE QTY	
2" INDIRECT RECESSED RETROFIT DOWNLIGHT - LOW VOLTAGE											
72598*	SMOOTH	WHITE	2"	3000K	9W	550	30-42 VDC	>92	50W	48	
72599*	SMOOTH	WHITE	2"	4000K	9W	550	30-42 VDC	>92	50W	48	
72600*	SMOOTH	WHITE	2"	5000K	9W	550	30-42 VDC	>92	50W	48	
4" & 6" INDIRECT RECESSED DOWNLIGHTS - 120V											
72642	SMOOTH	WHITE	4"	3000K	5W	300	120V	>93	50W	12	
72648	SMOOTH	WHITE	4"	4000K	5W	300	120V	>93	50W	12	
72649	SMOOTH	WHITE	6"	3000K	10W	500	120V	>93	75W	12	
72663	SMOOTH	WHITE	6"	4000K	10W	500	120V	>93	75W	12	
72665	SMOOTH	WHITE	6"	5000K	10W	500	120V	>93	75W	12	

*NOT ETL LISTED



GIMBAL RECESSED LIGHTING RETROFIT KIT

TRIAC DIMMING

CAT. NO.	REPLACED BY	SIZE	WATTS	VOLTS	COLOR TEMP	LUMENS	CRI	REPLACES INCANDESCENT	CASE QTY
72620	72620B	4"	10W	120V	3000K	800	>92	65W	12
72621	72620B	4"	10W	120V	4000K	800	>92	65W	12
72623	72623B	5" & 6"	15W	120V	3000K	1,040	>91	75W	12
72624	72623B	5" & 6"	15W	120V	4000K	1,040	>91	75W	12
72625	72623B	5" & 6"	15W	120V	5000K	1,040	>91	75W	12



SQUARE RECESSED LIGHTING RETROFIT KIT

TRIAC DIMMING

CAT. NO.	SIZE	WATTS	VOLTS	COLOR TEMP	LUMENS	CRI	REPLACES INCANDESCENT	CASE QTY
72632	4"	9W	120V	3000K	600	>92	65W	12
72634	4"	9W	120V	4000K	600	>92	65W	12



COMMERCIAL RECESSED RETROFIT LIGHTING



FIG. 1



FIG. 2

TRIAC OR 0-10V DIMMING


CAT. NO.	FIG.	SIZE	WATTS	VOLTS	COLOR TEMP	BEAM ANGLE	LUMENS	CRI	DIMMING	UL/ETL	REPLACES INCANDESCENT	CASE QTY
72656	1	4"	15W	120V	3000K	60°	1,138	>91	TRIAC	ETL	100W	12
72658	1	4"	15W	120V	5000K	60°	1,138	>91	TRIAC	ETL	100W	12
72666	2	10"	30W	120-277V	4000K	35°	2,850	>80	0-10V	UL	150W	1
72668	2	10"	40W	120-277V	4000K	35°	3,600	>80	0-10V	UL	250W	1



COMMERCIAL RECESSED WITH EMERGENCY BACKUP

0-10V DIMMABLE

CAT. NO.	SIZE	WATTS	VOLTS	COLOR TEMP	BEAM ANGLE	LUMENS	CRI	REPLACES INCANDESCENT	CASE QTY
72693	8"	40W	120-277V	5000K	60°	3,751	>91	100W	12
72694	8"	40W	120-277V	4000K	60°	3,856	>91	150W	12
72695	10"	30W	120-277V	5000K	80°	2,758	>91	150W	12
72696	10"	30W	120-277V	4000K	80°	2,718	>91	150W	12
72698	10"	40W	120-277V	4000K	80°	3,859	>80	150W	2






12V UNDERCABINET LIGHTING



EASY SNAP IN CONNECTIONS

PLUG-IN OR HARD WIRE POWER SUPPLY

SUPER SLIM 1/2" X 3/8" PROFILE



CAT. NO.	LENGTH	COLOR	COLOR TEMP	TYPE	WATTS	VOLTS	LUMENS	WIDTH	HEIGHT	QTY
71221	8"	WHITE	5000K	HARD WIRE OR PLUG-IN	3W	12V	340	1/2"	7/16"	4
71222	8"	WHITE	4000K	HARD WIRE OR PLUG-IN	3W	12V	320	1/2"	7/16"	4
71223	8"	WHITE	3000K	HARD WIRE OR PLUG-IN	3W	12V	300	1/2"	7/16"	4
71224	12"	WHITE	5000K	HARD WIRE OR PLUG-IN	5W	12V	480	1/2"	7/16"	4
71225	12"	WHITE	4000K	HARD WIRE OR PLUG-IN	5W	12V	460	1/2"	7/16"	4
71226	12"	WHITE	3000K	HARD WIRE OR PLUG-IN	5W	12V	440	1/2"	7/16"	4
71227	18"	WHITE	5000K	HARD WIRE OR PLUG-IN	7W	12V	760	1/2"	7/16"	4
71228	18"	WHITE	4000K	HARD WIRE OR PLUG-IN	7W	12V	720	1/2"	7/16"	4
71229	18"	WHITE	3000K	HARD WIRE OR PLUG-IN	7W	12V	660	1/2"	7/16"	4
71253	20"	WHITE	5000K	HARD WIRE OR PLUG-IN	8W	12V	920	1/2"	7/16"	4
71201	20"	WHITE	4000K	HARD WIRE OR PLUG-IN	8W	12V	870	1/2"	7/16"	4
71202	20"	WHITE	3000K	HARD WIRE OR PLUG-IN	8W	12V	800	1/2"	7/16"	4
71230	24"	WHITE	5000K	HARD WIRE OR PLUG-IN	9W	12V	1,050	1/2"	7/16"	4
71231	24"	WHITE	4000K	HARD WIRE OR PLUG-IN	9W	12V	1,000	1/2"	7/16"	4
71232	24"	WHITE	3000K	HARD WIRE OR PLUG-IN	9W	12V	940	1/2"	7/16"	4

ACCESSORIES

LEDS IN THE CONNECTORS FOR SEAMLESS LIGHTING



CAT. NO.	DESCRIPTION	ORDER IN BAG QTY
71233	90° CONNECTOR LEFT 5K	10
71203	90° CONNECTOR LEFT 4K	10
71204	90° CONNECTOR LEFT 3K	10
71234	90° CONNECTOR RIGHT 5K	10
71205	90° CONNECTOR RIGHT 4K	10
71206	90° CONNECTOR RIGHT 3K	10
71235	TEE LEFT 5K	10
71207	TEE LEFT 4K	10
71208	TEE LEFT 3K	10
71236	TEE RIGHT 5K	10
71209	TEE RIGHT 4K	10
71211	TEE RIGHT 3K	10

*6 Watt Power Supply
Max Run Length 12"
Use with 8" & 12" Fixtures ONLY

CAT. NO.	DESCRIPTION	ORDER IN BAG QTY
71237	TEE MIDDLE 5K	10
71212	TEE MIDDLE 4K	10
71213	TEE MIDDLE 3K	10
71238	CROSS 5K	10
71214	CROSS 4K	10
71215	CROSS 3K	10
71216	2" JUMPER CORD	1
71217	4" JUMPER CORD	1
71239	6" JUMPER CORD	1
71218	8" JUMPER CORD	1
71219	10" JUMPER CORD	1
71241	12" JUMPER CORD	1
71242	20" JUMPER CORD	1
71243	40" JUMPER CORD	1

**10 Watt Power Supply
Max Length 19"
Use with 8", 12", 18" Fixtures ONLY

CAT. NO.	DESCRIPTION	QTY
71244	HARD WIRE POWER SUPPLY 12V .5A 6W*	1
71245	HARD WIRE POWER SUPPLY 12V .8A 10W**	1
71246	HARD WIRE POWER SUPPLY 12V 4A 48W***	1
71247	PLUG-IN POWER SUPPLY 12V .5A 6W*	1
71248	PLUG-IN POWER SUPPLY 12V .8A 10W**	1
71249	PLUG-IN POWER SUPPLY 12V 4A 48W***	1
71255	POWER SUPPLY SPLITTER	1

***48 Watt Power Supply
Max Run Length 96"
Use with 8", 12", 18", 20" or 24" Fixtures

Undercabinet

120V UNDERCABINET LIGHTING



CAT. NO.	LENGTH	COLOR	WATTS	VOLTS	COLOR TEMP	LUMENS	CASE QTY
71269	8"	BRUSHED ALUMINUM	3.5W	120V	3000K	160	12
71270	12"	BRUSHED ALUMINUM	5W	120V	3000K	240	12
71271	18"	BRUSHED ALUMINUM	8W	120V	3000K	389	12
71276	18"	BRONZE	8W	120V	3000K	389	12
71277	24"	BRONZE	11W	120V	3000K	522	12
71279	8"	WHITE	3.5W	120V	4700K	160	12
71240	30" UNDERCABINET JUMPER CORD						25



INSTA-FLEX MOTION ACTIVATED TAPE LIGHT



FIG. 1



FIG. 2



FIG. 3

CAT. NO.	FIG.	DESCRIPTION	BOX QTY
75301*	1	SINGLE 4' STRIP LIGHT WITH SENSOR	20
75302*	2	DUAL 4' STRIP LIGHTS WITH 2 SENSORS	20
75303**	3	TABLE TOP DISPLAY	1

*ITEMS IN PICTURE ARE INCLUDED WITH THE STRIP.

**ITEMS PICTURED WITH DISPLAY ARE SOLD SEPARATELY.



RGB NEON FLEX-STRIP

3



75217 - 12V RGB Controller
75218 - 24V RGB Controller
(Sold Separately)

Tape Light

FOR MOUNTING CHANNELS SEE BELOW

CAT. NO.	DESCRIPTION
12V RGB	
IP20 INDOOR STRIPS 16.5 FT LENGTH	
75014	16FT RGB FLEX STRIP 60LED IP20
75013	AC ADAPTOR 60W 120/240V INPUT .5A/60W
75217	COLOR CONTROLLER (INCLUDES REMOTE)
75164	CROSS SPLICE CONNECTOR
75166	TEE SPLICE CONNECTOR
75177	6" JUMP CABLE
75179	2' JUMP CABLE
75180	3' JUMP CABLE
75187	75 WATT DC POWER SUPPLY
75229	75 WATT POWER SUPPLY CONNECTOR CABLE
75190	RGB REMOTE (INCLUDED WITH COLOR CONTROLLER ORDER EXTRA IF NEEDED)
IP65 OUTDOOR RATED STRIPS 16.5 FT LENGTH	
75015	16FT RGB FLEX STRIP 60LED IP65
75013	AC ADAPTOR 60W 120/240V INPUT .5A/60W
75217	COLOR CONTROLLER
75171	FRONT CAP
75172	END CAP
75186	MOUNTING CLIPS
75190	RGB REMOTE (INCLUDED WITH COLOR CONTROLLER ORDER EXTRA IF NEEDED)

CAT. NO.	DESCRIPTION
24V RGB	
IP20 INDOOR STRIPS 16.5 FT LENGTH	
75084	3M ADHESIVE MOUNTED
75083	AC ADAPTOR 60W 120/240V INPUT .5A/60W
75218	COLOR CONTROLLER (INCLUDES REMOTE)
75164	CROSS SPLICE CONNECTOR
75166	TEE SPLICE CONNECTOR
75177	6" JUMP CABLE
75179	2' JUMP CABLE
75180	3' JUMP CABLE
75221	75 WATT DC POWER SUPPLY
75229	75 WATT POWER SUPPLY CONNECTOR CABLE
75220	RGB REMOTE (INCLUDED WITH COLOR CONTROLLER ORDER EXTRA IF NEEDED)

FLEX-STRIP CHANNELS



CAT. NO.	FIG.	DESCRIPTION
75054	1	CORNER CHANNEL WITH COVER FOR 12V/24V STRIPS
75056	3	WALL MOUNT CHANNEL FOR 120V STRIPS CAT# 75021, 75026-75027, 75136-75141
75057	4	WALL MOUNT CHANNEL FOR 120V STRIPS CAT# 75032-75036, 75041, 75142-75153
75058	5	WALL MOUNT CHANNEL FOR 120V STRIPS CAT# 75018-75020, 75130-75135

FOR MOUNTING CHANNELS SEE PAGE 26

CAT. NO. MOUNTING

ECO FLEX-STRIP - 12V

IP20 INDOOR STRIPS 16.5 FT LENGTH	
75001	16FT STRIP 60LED 12V 4K IP20
75006	AC ADAPTOR 120/240V INPUT 3A/36W 31" CORD
75154	CROSS SPLICE CONNECTOR
75155	RIGHT ANGLE SPLICE CONNECTOR
75156	TEE SPLICE CONNECTOR
75158	AC ADAPTOR POWER CONNECTOR CABLE
75173	6" JUMP CABLE
75175	2' JUMP CABLE
75176	3' JUMP CABLE
75187	75 WATT DC POWER SUPPLY
IP65 OUTDOOR RATED STRIPS 16.5 FT LENGTH	
75003	16FT STRIP 60LED 12V 27K IP65
75004	16FT STRIP 60LED 12V 4K IP65
75005	16FT STRIP 60LED 12V 65K IP65
75006	AC ADAPTOR 120/240V INPUT 5A/60W 31" CORD
75169	FRONT CAP
75170	END CAP
75185	MOUNTING CLIPS

CAT. NO. DESCRIPTION

PRO FLEX-STRIP - 12V

IP20 INDOOR STRIPS 16.5 FT LENGTH	
75007	16FT STRIP 120LED 12V 27K IP20
75008	16FT STRIP 120LED 12V 4K IP20
75009	16FT STRIP 120LED 12V 65K IP20
75013	AC ADAPTOR 120/240V INPUT 5A/60W 31" CORD
75159	CROSS SPLICE CONNECTOR
75160	RIGHT ANGLE SPLICE CONNECTOR
75161	TEE SPLICE CONNECTOR
75163	AC ADAPTOR POWER CONNECTOR CABLE
75181	6" JUMP CABLE
75182	1' JUMP CABLE
75187	75 WATT DC POWER SUPPLY
IP65 OUTDOOR RATED STRIPS 16.5 FT LENGTH	
75010	16FT STRIP 120LED 12V 27K IP65
75011	16FT STRIP 120LED 12V 4K IP65
75012	16FT STRIP 120LED 12V 65K IP65
75013	AC ADAPTOR 120/240V INPUT 5A/60W 31" CORD
75171	FRONT CAP
75172	END CAP
75186	MOUNTING CLIPS

12V FLEX-STRIP



2700K



4000K



6500K

Tape Light

FOR MOUNTING CHANNELS SEE PAGE 26

CAT. NO. DESCRIPTION

ECO FLEX-STRIP - 24V

IP20 INDOOR STRIPS 16.5 FT LENGTH	
75070	16FT STRIP 60LED 24V 27K IP20
75071	16FT STRIP 60LED 24V 4K IP20
75072	16FT STRIP 60LED 24V 65K IP20
75076	AC ADAPTOR 120/240V INPUT 3A/36W 31" CORD
75154	CROSS SPLICE CONNECTOR
75155	RIGHT ANGLE SPLICE CONNECTOR
75156	TEE SPLICE CONNECTOR
75158	AC ADAPTOR POWER CONNECTOR CABLE
75173	6" JUMP CABLE
75175	2' JUMP CABLE
75176	3' JUMP CABLE
75221	75 WATT DC POWER SUPPLY
IP65 OUTDOOR RATED STRIPS 16.5 FT LENGTH	
75073	16FT STRIP 60LED 24V 27K IP65
75074	16FT STRIP 60LED 24V 4K IP65
75075	16FT STRIP 60LED 24V 65K IP65
75076	AC ADAPTOR 120/240V INPUT 3A/36W 31" CORD
75169	FRONT CAP
75170	END CAP
75185	MOUNTING CLIPS

CAT. NO. DESCRIPTION

PRO FLEX-STRIP - 24V

IP20 INDOOR STRIPS 16.5 FT LENGTH	
75079	16FT STRIP 120LED 24V 65K IP20
75083	AC ADAPTOR 120/240V INPUT 5A/60W 31" CORD
75159	CROSS SPLICE CONNECTOR
75160	RIGHT ANGLE SPLICE CONNECTOR
75161	TEE SPLICE CONNECTOR
75163	AC ADAPTOR POWER CONNECTOR CABLE
75181	6" JUMP CABLE
75182	1' JUMP CABLE
75221	75 WATT DC POWER SUPPLY
IP65 OUTDOOR RATED STRIPS 16.5 FT LENGTH	
75081	16FT STRIP 120LED 24V 4K IP65
75083	AC ADAPTOR 120/240V INPUT 5A/60W 31" CORD
75171	FRONT CAP
75172	END CAP
75186	MOUNTING CLIPS

24V FLEX-STRIP



2700K



4000K



6500K



PRO FLEX-STRIP - 120V

FOR MOUNTING CHANNELS SEE PAGE 26

3

Tape Light



CAT. NO.	COLOR TEMP	LUMENS PER FT	LENGTH	ORDER QTY
PRO FLEX-STRIPS SMD 5050 LEDS IP65 OUTDOOR				
75018	2700K	150	150FT	1
75131	2700K	150	18FT	1
75130	2700K	150	6FT	1
75019	4000K	150	150FT	1
75133	4000K	150	18FT	1
75132	4000K	150	6FT	1
75135	5000K	150	18FT	1
75134	5000K	150	6FT	1
TERMINATION AND MOUNTING ACCESSORIES FOR CAT# 75018 THRU 75020 & 75130 THRU 75135				
75193	DIMMER FOR 75018, 75019 & 75020			1
75222	DIMMER FOR 75130, 75131, 75132, 75133, 75134 & 75135			1
75059	IN-LINE SPLICE CONNECTOR			10
75060	TEE SPLICE CONNECTOR			10
75061	RIGHT ANGLE SPLICE CONNECTOR			10
75022	CONNECTOR PINS (INCLUDED IN 75046 INSTALLATION KIT - ORDER EXTRA IF NEEDED)			10
75196	6" JUMP CABLE			1
75197	1' JUMP CABLE			1
75198	2' JUMP CABLE			1
75199	3' JUMP CABLE			1
75024	END CAP (INCLUDED IN 75046 INSTALLATION KIT - ORDER EXTRA IF NEEDED)			10
75025	MOUNTING CLIPS (INCLUDED IN 75046 INSTALLATION KIT - ORDER EXTRA IF NEEDED)			10

ULTRABRIGHT FLEX-STRIP - 120V

FOR MOUNTING CHANNELS SEE PAGE 26

3



CAT. NO.	COLOR TEMP	LUMENS PER FT	LENGTH	ORDER QTY
ULTRABRIGHT FLEX-STRIPS SMD 2835 LEDS IP65 OUTDOOR				
75026	2700K	250	150FT	1
75139	2700K	250	18FT	1
75138	2700K	250	6FT	1
75141	6500K	250	18FT	1
75140	6500K	250	6FT	1
TERMINATION AND MOUNTING ACCESSORIES FOR CAT# 75026 THRU 75027 & 75138 THRU 75141				
75050	INSTALL KIT (PINS, CORD, END CAP, CLIPS) FOR CAT# 75026 THRU 75027, 75138-75141			1
75194	DIMMER FOR 75026 & 75027			1
75224	DIMMER FOR 75138, 75139, 75140 & 75141			1
75065	IN-LINE SPLICE CONNECTOR			10
75066	TEE SPLICE CONNECTOR			10
75067	RIGHT ANGLE SPLICE CONNECTOR			10
75200	6" JUMP CABLE			1
75201	1' JUMP CABLE			1
75202	2' JUMP CABLE			1
75203	3' JUMP CABLE			1
75028	CONNECTOR PIN (INCLUDED IN 75050 INSTALLATION KIT - ORDER EXTRA IF NEEDED)			10
75030	END CAPS (INCLUDED IN 75050 INSTALLATION KIT - ORDER EXTRA IF NEEDED)			10

NEON PRO FLEX-STRIP - 120V

FOR MOUNTING CHANNELS SEE PAGE 26

3



CAT. NO.	COLOR TEMP	LENGTH	DESCRIPTION	ORDER QTY
ULTRABRIGHT FLEX-STRIP IP65 OUTDOOR				
75021	RGB	150FT	INCLUDES RGB CONTROLLER & REMOTE	1
75137	RGB	18FT	INCLUDES RGB CONTROLLER & REMOTE	1
75136	RGB	6FT	INCLUDES RGB CONTROLLER & REMOTE	1
TERMINATION AND MOUNTING ACCESSORIES				
75048	INSTALL KIT (POWER CORD, RGB CONTROLLER, PINS, END CAP, CLIPS) FOR CAT# 75021; 75136-75137			1
75062	IN-LINE SPLICE CONNECTOR			10
75204	6" JUMP CABLE			1
75205	1' JUMP CABLE			1
75206	2' JUMP CABLE			1
75207	3' JUMP CABLE			1
75042	CONNECTOR PINS (INCLUDED IN 75048 INSTALLATION KIT - ORDER EXTRA IF NEEDED)			10
75030	END CAP (INCLUDED IN 75048 INSTALLATION KIT - ORDER EXTRA IF NEEDED)			10
75049	MOUNTING CLIPS (INCLUDED IN 75048 INSTALLATION KIT - ORDER EXTRA IF NEEDED)			10
75191	RGB REMOTE (INCLUDED WITH STRIP AND INSTALLATION KIT - ORDER EXTRA IF NEEDED)			1
75223	RGB CONTROLLER FOR 75136 & 75137 (ON STRIP - ORDER EXTRA IF NEEDED)			1

3

PRO FLEX-ROPE - 120V

FOR MOUNTING CHANNELS SEE PAGE 26

CAT. NO.	COLOR TEMP	LUMENS PER FT	LENGTH	ORDER QTY
FLEX-ROPE 60 LM/W IP65 OUTDOOR				
75143	2700K	60	18FT	1
75142	2700K	60	6FT	1
75033	6500K	60	150FT	1
75145	6500K	60	18FT	1
75144	6500K	60	6FT	1
TERMINATION AND MOUNTING ACCESSORIES				
75051	INSTALL KIT (PINS, CORD, END CAP, CLIPS) FOR CAT# 75032 THRU 75033; 75142 THRU 75145			1
75195	DIMMER FOR 75032 & 75033			1
75225	DIMMER FOR 75142, 75143, 75144 & 75145			1
75068	IN-LINE SPLICE CONNECTOR			10
75208	6" JUMP CABLE			1
75209	1' JUMP CABLE			1
75210	2' JUMP CABLE			1
75211	3' JUMP CABLE			1
75037	CONNECTOR PINS (INCLUDED IN 75051 INSTALLATION KIT - ORDER EXTRA IF NEEDED)			10
75039	END CAP (INCLUDED IN 75051 INSTALLATION KIT - ORDER EXTRA IF NEEDED)			10



Tape Light

3

NEON PRO FLEX-ROPE - 120V

FOR MOUNTING CHANNELS SEE PAGE 26

CAT. NO.	COLOR TEMP	LENGTH	DESCRIPTION	ORDER QTY
NEON FLEX-ROPE RGB IP65 OUTDOOR				
75041	RGB	150FT	INCLUDES RGB CONTROLLER & REMOTE	1
75153	RGB	18FT	INCLUDES RGB CONTROLLER & REMOTE	1
75152	RGB	6FT	INCLUDES RGB CONTROLLER & REMOTE	1
TERMINATION AND MOUNTING ACCESSORIES				
75053	INSTALL KIT (POWER CORD, RGB CONTROLLER, PINS, END CAP, CLIPS) FOR CAT# 75041; 75152-75153			1
75069	IN-LINE SPLICE CONNECTOR			10
75212	6" JUMP CABLE			1
75213	1' JUMP CABLE			1
75214	2' JUMP CABLE			1
75215	3' JUMP CABLE			1
75042	CONNECTOR PINS (INCLUDED IN 75053 INSTALLATION KIT - ORDER EXTRA IF NEEDED)			10
75044	END CAP (INCLUDED IN 75053 INSTALLATION KIT - ORDER EXTRA IF NEEDED)			10
75045	MOUNTING CLIPS (INCLUDED IN 75053 INSTALLATION KIT - ORDER EXTRA IF NEEDED)			10
75192	RGB REMOTE (INCLUDED WITH STRIP AND INSTALLATION KIT - ORDER EXTRA IF NEEDED)			1
75226	RGB CONTROLLER FOR 75152 & 75153 (ON STRIP - ORDER EXTRA IF NEEDED)			1
NEON FLEX-ROPE RED/GREEN/BLUE IP65 OUTDOOR				
75034	RED	150FT		1
75147	RED	18FT		1
75146	RED	6FT		1
75035	BLUE	150FT		1
75149	BLUE	18FT		1
75148	BLUE	6FT		1
75036	GREEN	150FT		1
75151	GREEN	18FT		1
75150	GREEN	6FT		1
TERMINATION AND MOUNTING ACCESSORIES				
75051	INSTALL KIT (PINS, CORD, END CAP, CLIPS) FOR CAT# 75034 THRU 75036; 75146-75151			1
75195	DIMMER FOR 75034, 75035 & 75036			1
75225	DIMMER FOR 75146, 75147, 75148, 75149, 75150 & 75151			1
75068	IN-LINE SPLICE CONNECTOR			10
75208	6" JUMP CABLE			1
75209	1' JUMP CABLE			1
75210	2' JUMP CABLE			1
75211	3' JUMP CABLE			1
75037	CONNECTOR PIN (INCLUDED IN 75051 INSTALLATION KIT - ORDER EXTRA IF NEEDED)			10
75039	END CAPS (INCLUDED IN 75051 INSTALLATION KIT - ORDER EXTRA IF NEEDED)			10





CLOUD/PUFF LIGHTING



FIG. 1



FIG. 2



FIG. 3

CAT. NO.	FIG.	DIAMETER	COLOR TEMP	WATTS	DIMMING	LUMENS	VOLTS	DEPTH	REPLACES INCANDESCENT	CASE QTY
ROUND PUFF										
72242*	1	14"	3000K	17W	TRIAC	1,300	120V	3"	100W	2
ROUND DRUM										
72244	2	11"	3000K	12W	TRIAC	1,040	120V	3"	75W	8
SQUARE PUFF										
72248	3	11"	3000K	17W	NO	1,460	120/277V	3"	100W	4
72250**	3	14"	3000K	25W	NO	1,960	120/277V	3"	150W	2

* NOT UL LISTED

** NOT ENERGY STAR LISTED

Decorative

SILVER BAY COLLECTION

CEILING LIGHTING



TRIAC DIMMING

CAT. NO.	COLOR	DIAMETER	WATTS	VOLTS	COLOR TEMP	LUMENS	CRI	REPLACES INCANDESCENT	CASE QTY
72200	SATIN NICKEL	13"	17W	120V	3000K	1,400	>81	75-100W	3
72201*	OIL RUBBED BRONZE	13"	17W	120V	3000K	1,400	>81	75-100W	3
72202	SATIN NICKEL	13"	17W	120V	4000K	1,400	>81	75-100W	3

* NOT ENERGY STAR OR UL LISTED

NORTHWEST BAY COLLECTION

CEILING LIGHTING



TRIAC DIMMING

CAT. NO.	COLOR	DIAMETER	WATTS	VOLTS	COLOR TEMP	LUMENS	CRI	REPLACES INCANDESCENT	CASE QTY
72212	SATIN NICKEL	14"	17W	120V	3000K	1,400	>81	75-100W	3
72213	OIL RUBBED BRONZE	14"	17W	120V	3000K	1,400	>81	75-100W	3
72214	SATIN NICKEL	14"	17W	120V	4000K	1,400	>81	75-100W	3
72215	OIL RUBBED BRONZE	14"	17W	120V	4000K	1,400	>81	75-100W	3

ECHO BAY COLLECTION

CEILING LIGHTING



TRIAC DIMMING

CAT. NO.	COLOR	DIAMETER	WATTS	VOLTS	COLOR TEMP	LUMENS	CRI	REPLACES INCANDESCENT	CASE QTY
72208	SATIN NICKEL	11"	17W	120V	3000K	1,400	>81	75-100W	4
72209	OIL RUBBED BRONZE	11"	17W	120V	3000K	1,400	>81	75-100W	4
72210	SATIN NICKEL	11"	17W	120V	4000K	1,400	>81	75-100W	4
72211	OIL RUBBED BRONZE	11"	17W	120V	4000K	1,400	>81	75-100W	4
72204	SATIN NICKEL	13"	17W	120V	3000K	1,400	>81	75-100W	3
72205	OIL RUBBED BRONZE	13"	17W	120V	3000K	1,400	>81	75-100W	3
72206	SATIN NICKEL	13"	17W	120V	4000K	1,400	>81	75-100W	3
72207	OIL RUBBED BRONZE	13"	17W	120V	4000K	1,400	>81	75-100W	3



CEILING LIGHTING



TRIAC DIMMING

CAT. NO.	FIG.	COLOR	DIAMETER	COLOR TEMP	WATTS	LUMENS	VOLTS	UL/ETL	REPLACES INCANDESCENT	CASE QTY
SINGLE RING - NON-METALLIC BASE AND ACCENT										
72220*	1	SATIN NICKEL	12"	3000K	15W	1,050	120V	ETL	75-100W	8
72221*	1	OIL RUBBED BRONZE	12"	4000K	15W	1,050	120V	ETL	75-100W	8
72222	1	SATIN NICKEL	14"	3000K	22W	2,000	120V	ETL	150W	8
72223	1	OIL RUBBED BRONZE	14"	4000K	22W	2,000	120V	ETL	150W	8
DUAL RING - STEEL BASE AND ACCENT										
72225	2	OIL RUBBED BRONZE	12"	3000K	12W	800	120V	UL	75W	4
72226	2	SATIN NICKEL	12"	4000K	12W	800	120V	UL	75W	4
72227**	2	OIL RUBBED BRONZE	12"	4000K	12W	800	120V	NO	75W	4
72228	2	SATIN NICKEL	14"	3000K	17W	1,100	120V	UL	100W	4
72229	2	OIL RUBBED BRONZE	14"	3000K	17W	1,100	120V	UL	100W	4
72231	2	OIL RUBBED BRONZE	14"	4000K	17W	1,100	120V	UL	100W	4
72232	2	SATIN NICKEL	16"	3000K	32W	1,700	120V	UL	200W	2
72234	2	SATIN NICKEL	16"	4000K	32W	1,700	120V	UL	200W	2



FIG. 1



FIG. 2

* NOT ENERGY STAR LISTED

** NOT UL OR ENERGY STAR LISTED



GLOBE CEILING LIGHT

TRIAC DIMMING

CAT. NO.	DIAMETER	WATTS	VOLTS	COLOR TEMP	LUMENS	GRI	REPLACES INCANDESCENT	CASE QTY
72261*	8.5"	12W	120V	4000K	1,040	>80	75W	4
72262	8.5"	17W	120V	3000K	1,350	>80	100W	4
72263	8.5"	17W	120V	4000K	1,350	>80	100W	4



DESIGNER WALL SCONCE INDOOR

TRIAC DIMMING

CAT. NO.	COLOR	WATTS	VOLTS	COLOR TEMP	LUMENS	LENGTH	REPLACES INCANDESCENT	CASE QTY
72280	SATIN NICKEL	12W	120V	4000K	1,030	15"	75W	3
72281	OIL RUBBED BRONZE	12W	120V	4000K	1,030	15"	75W	3



TRACK LIGHTING

CAT. NO.	WATTS	VOLTS	# OF CIRCUITS	HOUSING COLOR	LUMENS	COLOR TEMP	BEAM ANGLE	REPLACES	REPLACES FLUORESCENT	CASE QTY
72700	8.5W	120V	1	WHITE	595	3000K	38°	HALO	65W	6
72703	8.5W	120V	2	BLACK	595	3000K	38°	LIGHTOLIER	65W	6
72704	8.5W	120V	2	WHITE	595	3000K	38°	JUNO	65W	6
72709	17W	120V	2	BLACK	1,200	3000K	38°	LIGHTOLIER	100W	6
72714*	38W	120V	1	WHITE	2,348	3000K	38°	LIGHTOLIER	200W	6

* NOT ENERGY STAR LISTED



LED TEMPORARY HI-BAY



CAT. NO.	WATTS	VOLTS	COLOR TEMP	LUMENS	REPLACE METAL HALIDE	MAX FIXTURES PER RUN	DIMENSIONS		CORD LENGTH	CASE QTY
							HEIGHT	WIDTH		
71195	60W	120V	5000K	7,500	175W	16	13"	6-3/4"	10'	4
71196	100W	120V	5000K	12,000	400W	10	13"	6-3/4"	10'	4
71198					MOUNTING ACCESSORIES MAGNETIC MOUNT					48

TEMPORARY STRING LIGHT

LINKABLE -
50 FT LENGTH -
10' CORD AND PLUG INCLUDED



CAT. NO.	WATTS PER LAMP	VOLTS	COLOR TEMP	LUMENS/ STRING	REPLACE INCANDESCENT	MAX FIXTURES PER RUN (SETS OF 5)	DIMENSIONS		CORD LENGTH	BOX QTY
							HEIGHT	WIDTH		
71192	5W	120V	5000K	3,000	40W	48	7-3/4"	4-5/8"	10'	5
71193	10W	120V	5000K	5,875	60W	24	7-3/4"	4-5/8"	10'	5
71189	15W	120V	5000K	8,825	100W	16	7-3/4"	4-5/8"	10'	5
71194	20W	120V	5000K	11,750	150W	12	7-3/4"	4-5/8"	10'	5

AREA LIGHT/SHOEBOX RETROFIT LAMP



CAT. NO.	REPLACED BY	FIG.	WATTS	VOLTS	COLOR TEMP	HOUSING COLOR	LUMENS	REPLACES METAL HALIDE	WEIGHT (LBS)	CASE QTY
70614	-	2	54W	120-277V	5000K	BLACK	5,672	150W	2	8
70615	-	2	75W	120-277V	5000K	BLACK	8,615	175W	3.3	8
70616	70617A	2	95W	120-277V	5000K	BLACK	10,622	250W	3.3	8

GENERAL PURPOSE RETROFIT LAMP



CAT. NO.	REPLACED BY	FIG.	WATTS	VOLTS	BASE TYPE	PARTIAL CUTOFF	LUMENS	REPLACES METAL HALIDE	COLOR TEMP	CASE QTY
70601A	-	1	36W	120-277V	E26	NO	3,852	100W	5000K	12
70619A	70620B	1	36W	120-277V	E39	NO	3,852	100W	5000K	12
70618A	70618B	1	45W	120-277V	E39	NO	4,891	150W	5000K	12
70602A	-	1	54W	120-277V	E26	NO	5,810	175W	5000K	12
70620A	-	1	54W	120-277V	E39	NO	5,810	175W	5000K	12
70603A	-	1	75W	120-277V	E39	NO	8,419	250W	5000K	6
70606	-	1	36W	120-277V	E39	YES	3,677	100W	5000K	12
70607	-	1	54W	120-277V	E39	YES	5,536	150W	5000K	12

TEMPORARY STRING LIGHTS - NO LAMP



CAT. NO.	VOLTS	WIRE AWG	LENGTH	# SOCKETS	CASE QTY
71190	120V	14/3	50'	5	1
71191	120V	14/3	100'	10	1



LED DIMMERS 120VAC

CAT. NO.	VOLTS	FUNCTIONS	SWITCH RATING	LED/CFL WATTS	FLUORESCENT WATTS	MICRO CONTROLLER	SENSITIVITY ADJ DIAL	CASE QTY
82849	120V	ROCKER	3 WAY	150	700	NO	YES	10/60

ROTARY FAN SPEED CONTROL



CAT. NO.	COLOR	VOLTS	FUNCTIONS	SWITCH RATING	CURRENT	CASE QTY
82610	IVORY	120V	3 SPEED	1P	2.5A	10/60
82611	WHITE	120V	3 SPEED	1P	2.5A	10/60
82613	ALMOND	120V	3 SPEED	1P	2.5A	10/60
82621	WHITE	120V	4 SPEED	3 WAY	1.25A	10/60



EMERGENCY BATTERY BACKUPS

EMERGENCY DC INVERTER

BATTERY PACK

CAT. NO.	TYPE	WATTS	VOLTS	MAH	CASE QTY
72918	DC INVERTER	DC INVERTER REQUIRED - SEE BELOW FOR BATTERY PACKS SEE SPEC DATA SHEET FOR CORRECT SIZING OF BATTERY PACK			1
72915	BATTERY BACK UP	4W	9.6V	900	8
72916	BATTERY BACK UP	12W	9.6V	2500	8



FLUORESCENT EMERGENCY LIGHTING BALLASTS

CAT. NO.	LUMENS	LAMP TYPE	LAMP LENGTH	NO. OF LAMPS	WATTAGE 1 LAMP	WATTAGE 2 LAMP	INPUT WATTAGE	VOLTS	LENGTH	WIDTH	HEIGHT	CASE QTY
72914	1400	T5-T8	2' - 4'	1 OR 2	14-54	14-39	3.25/3.78	120/277V	14.2"	2"	1"	6



RECESSED EMERGENCY DOWNLIGHT

CAT. NO.	VOLTS	TRIM TYPE	HOUSING/TRIM COLOR	CASE QTY
73160	120/277V	GIMBAL	WHITE	4





RECESSED LED EMERGENCY LIGHTING



FIXED



ADJUSTABLE

CAT. NO.	OPTIC	VOLTS	MOTION SENSOR	HEIGHT	WIDTH	DEPTH	CASE QTY
MOTION SENSOR LIGHT & EMERGENCY LIGHT							
73003	ADJUSTABLE	120/277V	YES	4-1/2"	4-1/2"	2-1/2"	12
EMERGENCY LIGHT							
73002	ADJUSTABLE	120/277V	NO	4-1/2"	4-1/2"	2-1/2"	12

Exit & Emergency

LED EXIT/INCANDESCENT EMERGENCY COMBO



CAT. NO.	LED COLOR	VOLTAGE	HOUSING COLOR	CASE QTY
73032	GREEN	120/277V	WHITE	4
73033	GREEN	120/277V	BLACK	4

LED EXIT SIGNS



CAT. NO.	LED COLOR	HOUSING COLOR	VOLTS	BATTERY BACKUP	CASE QTY
2 CIRCUIT UNIT WIRED FOR AC POWER & DC GENERATOR BACKUP					
73028	GREEN	WHITE	120/277V	NO	6

INDOOR LED COMBO EXIT/EMERGENCY LIGHT

WET LOCATION



CAT. NO.	LED COLOR	VOLTS	BATTERY	LENGTH	DEPTH	HEIGHT	CASE QTY
REMOTE CAPABLE EXIT SIGN							
73455	GREEN	120/277V	3.6V 1800MAH NI-MH	12-5/8"	2-1/2"	8-1/8"	4

LED COMBO EXIT/EMERGENCY LIGHT

ROUND HEAD



CAT. NO.	LED COLOR	VOLTS	HOUSING COLOR	LUMENS PER HEAD	WIDTH	DEPTH	HEIGHT	CASE QTY
STANDARD WITH SELF DIAGNOSTIC								
73534	GREEN	120/277V	WHITE	33	11.60"	2.00"	7.20"	6

NUMERICAL INDEX

17207 19
 18107 9
 70601A-70603A 32
 70606-70607 32
 70614-70616 32
 70618A-70620A 32
 71100-71113 3
 71136A-71147A 8
 71153A 5
 71164C-71165C 15
 71166 15
 71174C 15
 71189 32
 71190-71191 33
 71192-71198 32
 71201-71239 24
 71240 25
 71241-71255 24
 71269-71279 25
 71294-71298 6
 71300-71301 11
 71305B 6
 71307-71308 10
 71309B 6
 71316B 6
 71337A 8
 71340 8
 71340A 8
 71342 8
 71342A 8
 71375 9
 71421 5
 71424B 4
 71425C-71427C 4
 71430B 4
 71431C 4
 71433 5
 71434B 4
 71434C-71437C 4
 71438B 4
 71441C-71442C 4
 71443B 4
 71448 4
 71448B 4
 71453C-71455C 5
 71458B 5
 71459B-71473B 4
 71474C-71477C 4
 71481-71487 13
 71522B 5
 71531 8

71531A-71533A 7
 71552A-71556A 7
 71581-71585 3
 71593A-71595A 5
 71598B-71610B 6
 71617 6
 71630C-71638C 4
 71661-71664 9
 71671 9
 71688 9
 71690A 9
 71694 9
 71695A 9
 71696 9
 71703A 14
 71704 14
 71705A 14
 71707 14
 71709A 14
 71710 14
 71710A 14
 71711A 14
 71713A 14
 71714 14
 71717A-71718A 14
 71720A 18, 19
 71729B 14, 18
 71737A-71759A 14
 71760B 15
 71761A 15
 71761C-71767C 15
 71769A 14, 18
 71770A-71778C 15
 71781-71782 16
 71784B-71791A 16
 71794B-71799B 15
 71801 8
 71801A-71802A 7
 71803 8
 71803A 7
 71804 8
 71804A 7
 71805-71806 8
 71806A-71808A 7
 71809 8
 71809A 7
 71823A-71824A 7
 71826-71829 7
 71861-71868 3
 71897 3
 71904A 17

71915A 19
 71920A 18
 71922-71923 17
 71928A 17
 71934A-71947A 18
 71948A 17, 18
 71951A-71962A 19
 71980-71984 17
 72106 17
 72120-72124 11
 72151-72156 11
 72200-72215 30
 72220-72234 31
 72242-72250 30
 72261-72263 31
 72280 32
 72281 31
 72401-72403 18
 72501-72503 10
 72517 11
 72560-72567 10
 72584A-72586A 10
 72598-72611 22
 72612-72617 21
 72618-72619 22
 72620-72634 23
 72638-72641 20
 72642 22
 72644A 20
 72648-72649 22
 72650-72652 20
 72656-72658 23
 72663-72665 22
 72666-72668 23
 72676-72678 20
 72880A 20
 72882 20
 72882A 20
 72885-72690 20
 72893-72698 23
 72700-72714 31
 72720-72723 21
 72740-72742 21
 72761-72764 22
 72765-72768 21
 72914-72918 33
 73002-73003 33
 73028-73033 34
 73160 33
 73210-73211 10
 73455 34

73534 34
 74000A-74003A 1
 74004-74005 2
 74005A 1
 74006 2
 74010A-74019A 1
 74032A-74033A 1
 74034 2
 74034A-74035A 1
 74036 2
 74036A-74039C 1
 74042 2
 74043A-74072A 1
 74073A-74077A 7
 74079A-74080A 1
 74090-74091 1
 74093A 13
 74093B-74095B 12
 74096A-74099A 13
 74100B 12
 74101 13
 74101B-74104B 12
 74105A 13
 74106B 12
 74108A-74110A 13
 74110B-74112B 12
 74113A 13
 74119B-74125B 12
 74133A 13
 74135C-74137C 12
 74139-74141 13
 74142B 14
 74143 12, 13
 74145A-74148A 13
 74149B 12
 74152A 13
 74152B 12
 74153A 12, 13, 14
 74155-74183 2
 74185A 12, 13, 14
 74186B-74188B 12
 74189-74194 2
 74198-74199 12
 74200-74204 8
 74212-74214 12
 74291-74293 13
 74297 12
 74500-74526 7
 74803-74804 13
 75001-75012 27
 75013 26, 27


75014-75015 26
 75018-75030 28
 75032-75041 29
 75042 28, 29
 75044-75045 29
 75048-75050 28
 75051-75053 29
 75054-75058 26
 75059-75067 28
 75068-75069 29
 75070-75082 27
 75083 26, 27
 75084 26
 75092-75097 1
 75118A-75126A 9
 75130-75141 28
 75142-75153 29
 75154-75163 27
 75164-75166 26
 75169-75170 27
 75171 26, 27
 75172 26, 27
 75173-75176 27
 75177-75180 26
 75181-75185 27
 75186 26, 27
 75187 26, 27
 75190 26
 75191 28
 75192 29
 75193-75194 28
 75195 29
 75196-75199 28
 75200-75207 28
 75208-75215 29
 75217-75220 26
 75221 26, 27
 75222-75224 28
 75225-75226 29
 75229 26
 75301-75303 25
 76100A-76102A 14
 76501 15
 76502 14
 76503-76504 12
 80527-80529 14
 82610-82621 33
 82849 33
 88060 11





SINGLE SOURCE... ELECTRICAL & LIGHTING

WIRE MANAGEMENT CONNECTORS FITTINGS LIGHTING



FOLLOW US @MORRISPRODUCTS



53 CAREY ROAD QUEENSBURY, NY 12804
MORRISPRODUCTS.COM
1.888.777.6678