



BEYOND™
LED TECHNOLOGY



BEYOND™
SOLAR

2023

CATALOG VOLUME 1

**COMMERCIAL LED &
SOLAR LIGHTING SOLUTIONS**

1-866-786-1117

WWW.BEYONDLEDTECHNOLOGY.COM

WWW.BEYONDSOLAR.NET

Be A Part of Beyond LED Technology

About Beyond LED Technology

Beyond LED Technology is committed to providing efficient and innovative products to our customers since 2008. We have grown to a full-fledged LED lighting manufacturer with a vast portfolio of commercial, industrial and specialty products.

Over the past 15 years, we have dedicatedly worked on research and development to bring intelligently designed products to our customers. We focus on rethinking the way electricity is used and introducing quality products at competitive pricing over time. Our product lines include retrofit, indoor, outdoor, specialty, signage and solar lighting.

We have come a long way to deliver on our promise of customer support and satisfaction. Our teams are available to assist customers on all project, stocking, pricing, specification and support needs.

Our Core Values

We have five core values that serve as a guiding principle as we develop and grow. The value of innovation, integrity and customer focus are key drivers of our growth since our foundation.



Innovation

We aim for innovation not only in our product development but also in all the aspects of our business.



Integrity

We communicate with honesty and strive for fairness in action by doing the right thing always.



Customer Focus

We ensure customer support and satisfaction in every process and decision.



Reliability

We deliver on our promise of bringing quality products and services that people can trust.



Efficiency

We focus on giving our best and maintaining the quality of our results on time.



Contact us today to discuss how we can work with you on your LED lighting needs.

SOLED EVENT

Dedicated to providing the 'Best' of Service and Support, Beyond LED Technology hosts an annual event "SOLED". The purpose of the SOLED event is to educate our Partnering Reps and Distributors on Newly Launched Products and refresh them on existing lines as well as the Best Practices, Applications and Selling Points for those products. We are 100% dedicated to ensuring our teams are armed with the 'Best of Industry' knowledge and tools. Become a distributor today!



NATIONAL ASSOCIATION OF ELECTRICAL DISTRIBUTORS



BEYOND CATALOG 2023

LED T8 TUBES

LED 8' T8 Tubes - MR	01
LED 8' T8 Tubes - BELL	02
LED 8' T8 Tubes - ZELL	03

LED LINKABLE FIXTURES

LED Linkable Fixtures - YONAH	04
-------------------------------	----

LED LINKABLE STRIP FIXTURES

LED Linkable Strip Fixtures - ADRIATIC	05
LED Linkable Strip Fixtures - CRISP	06

TRI-PROOF LIGHT

LED Tri - Proof Lights - CHICO	07
LED Tri - Proof Lights - MAGNOLIA	08

LED CENTER BASKET TROFFERS

LED Center Basket Troffers - CHIC	09
LED Center Basket Troffers - PANTRO	10

LED DESIGNER TROFFERS

LED Designer Troffers - PIXEL SQUARE	11
--------------------------------------	----

LED GRID PANELS

LED Grid Panels - GEOMETRIC	12
-----------------------------	----

LED FLAT PANELS

LED Flat Panels - TEMPE2	13
LED Flat Panels - TEMPE	14
LED Flat Panels - AERO	15
LED Flat Panels - ELITE (Battery Backup)/ELITE	16
LED Flat Panels - SKY PANEL	17

LED DISK LIGHT

LED Disk Lights - PLANO	18
-------------------------	----

LED DOWN LIGHTS

LED Commercial Down Lights - White Sky	19
LED Commercial Down Lights - L20	20
LED Comm. Down Lights - VERSAFLEX 1.3	21
LED Down Lights - JET / ELEMENT	22
LED Down Lights - THE SKY DOWNLIGHT	23-24

LED COOLER LIGHTS

LED Cooler Lights - ALTA	25
LED Cooler Lights - ELKO	26
LED Cooler Lights - V	27

LED PORTABLE LIGHT

LED Portable Work Lights - Glow	28
---------------------------------	----

LED HIGH BAY FIXTURES

LED Linear High Bays-BILOXI CLOUD	29
LED Linear High Bays - LOYA	30
LED Linear High Bays-TUCKER 2nd Gen	31
LED Linear High Bays-TUCKER	32
LED Round High Bays-JUNIOR	33
LED Round High Bays-ARCADIA Bubble	34
LED Round High Bays-ARCADIA 2nd Gen	35
LED Round High Bays-ARCADIA 3rd Gen	36
LED UFO High Bays - FEATHER	37
LED UFO Round High Bays - PEAK	38
LED Round High Bays-NORTH STAR	39
LED Round High Bays-NORTH STAR (Battery Backup)	40

LED CORNCOB BULBS

LED Corncob Bulbs - CROSS	41
LED Flat Head Corncob Bulbs - KEENE	42

LED AREA LIGHTS

LED Area Lights - i9 5th Gen	43
LED Area Lights - i9 3rd Gen	44
LED Area Lights - i9 Premium	45
LED Area Lights - BLUE	46
LED Area Lights - i10 2nd Gen	47
LED Area Lights - BEAR	48
LED Area Lights - ZOHO 5th Gen	49
LED Area Lights - ZOHO 4th Gen Premium	50

LED POST TOP LIGHTS

LED Circular Lights - AV	51
LED Circular Lights - AV 2nd Gen	52

LED FLOOD LIGHTS

LED Flood Lights - ZOHO	53
LED Flood Lights - PENGUIN	54
LED Flood Lights - POLAR 5th Gen	55
LED Flood Lights - POLAR 2nd Gen	56
LED Flood Lights - ATLAS	57
LED Flood Lights - ATLAS 2nd Gen	58
LED Flood Lights - HILO	59

LED ARCHITECTURAL LIGHTING

LED Architectural Lights - LSL	60
--------------------------------	----

LED LANDSCAPING LIGHTS

LED Landscaping Lights - BOISE 2nd Gen	61
LED Landscaping Lights - BOISE	62

LED CANOPY LIGHTS

LED Parking Garage Lights - KP	63
LED Parking Garage Lights - HALE	64
LED Parking Garage Lights - EVERETT	65
LED Canopy Lights - FORAKER	66
LED Canopy Lights - YALE 2nd Gen	67
LED Canopy Lights - VAIL	68
LED Canopy Lights - V-1	69

LED HORTICULTURE LIGHTS

LED Grow Lights - STEEL	70
-------------------------	----

LED WALL PACKS

LED Wall Pack - ZION (SEMI CUT-OFF)	71
LED Wall Pack - ZION (FULL CUT-OFF)	72
LED Wall Pack - KENT	73
LED Wall Pack - RAD	74
LED Wall Pack - FLINT	75
LED Mini Wall Pack - LEAD	76
LED Wall Sconce - ALTUS	77
LED Mini Wall PACK - MINT	78
LED Wall Pack - CREEK	79
LED Rotatable Wall Pack - PARKER	80

LED EMERGENCY LIGHTS

LED Emergency Lights - EXIT & SAFETY SIGNS	81
LED Emergency Lights - (RUNNING MAN)	82

SIGNAGE LIGHTING

LED Signage Lights - SIGN STORM	83-84
LED Light Bar - HD9	85
LED Signage Modules - HD5	86
LED Signage Modules - CAPSULE	87
LED Signage Modules - ST6	88
LED Signage Modules - RETRO ARRAY/JOT	89

LED VANITY LIGHTING

LED Vanity Mirrors - FAME	90
---------------------------	----

LED NEON ROPE LIGHT

Neon Rope Lights - NE9	91
Neon Rope Lights - NE	92
LED Strip Lights - CARSON	93
LED Strip Lights - MICRON	94
LED Display Case Lighting - GARNET	95
LED Display Case Lighting - OPAL	96

LED Lighting Accessories

LED Drivers (TAURAS)	97
LED Drivers (MEANWELL)	98
Control Systems - BEYOND CONTROLS	99
LED RGB Controller - RYN	100
Emergency LED Drivers - BILLDA	101

Light Poles & Brackets


Steel Pole - M45	102
Pole Accessories - BRACKETS	103

MR™

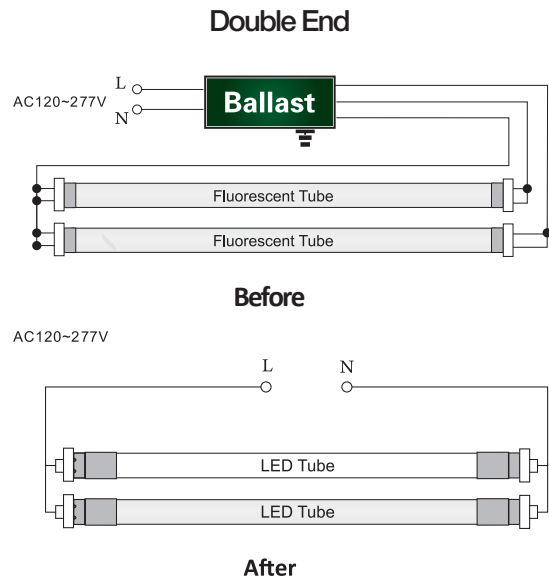
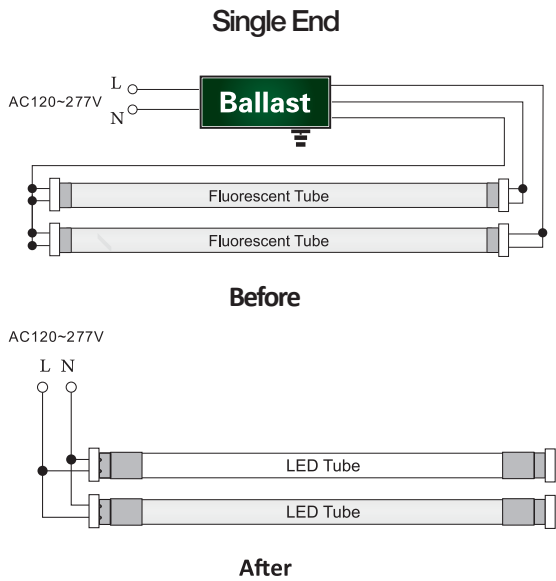


Our new and revolutionary MR - T8 4' Glass tube offers significant energy-efficiency and lifetime improvements over fluorescent lamps. Our high quality MR - T8 lamps replace conventional fluorescent lamps in existing luminaires. This Type B version requires a ballast by-pass and can be used with either a single-ended or a double-ended power input.

- Up to 150 Lumens per watt
- Input Voltage 120-277Vac 50-60Hz
- Full glass housing inhibits yellowing & distortion
- Uniform illumination with no visible LED pixelation
- UL Listed
- 5 Year warranty



LED T8 TUBES



SKU #	Model #	Watt	Lumens	CCT	Lens	Power	Type	Size	Certifications
153482	DYSYHU-T8GBBE2UL1218AM-50-B	18W	2724Lm	5000K	Frosted	Single OR Double Ended	B	4'	UL & DLC
153483	DYSYHU-T8GBBE2UL1218AT-65-B	18W	2724Lm	6500K	Clear	Single OR Double Ended	B	4'	UL
155376	SYHU-T8GABBEUL1218AM-50-B	18W	2700Lm	5000K	Frosted	Single OR Double Ended	A+B	4'	UL & DLC

BELL™

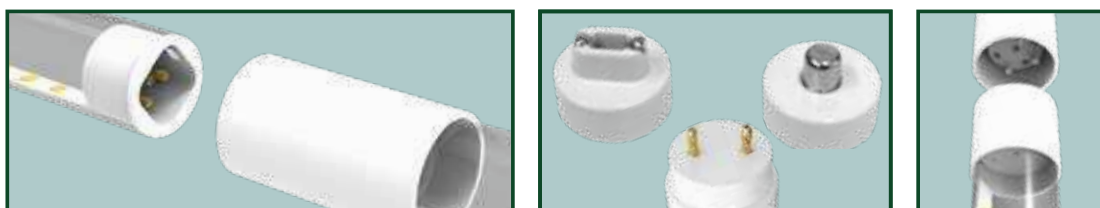

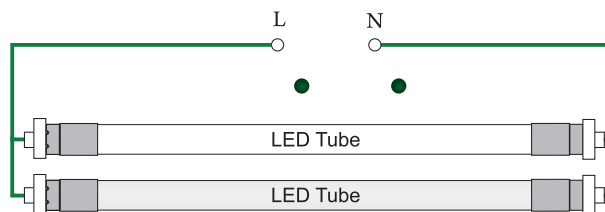
Our new and revolutionary BELL T8 8' Glass Tube offers significant energy-efficiency and lifetime improvements over fluorescent lamps. Our BELL lamps are installed by bypassing existing fluorescent ballasts, and hard-wiring tombstone lamp-holders directly to incoming AC power leads. Dual-ended bypass lamps eliminate the need to replace shunted tombstone lamp-holders in existing fluorescent luminaires.

- Up to 130 Lumens per watt
- Input Voltage 120-277Vac 50-60Hz
- REVOLUTIONARY design consists of 2 parts that combine to be one tube
- Cost effective shipping also reduces damages during transit
- Current Leakage Protection, Passed UL 1993
- Shatter-proof & meets NSF Requirements
- Fa8 Base/G13 Standard with optional R17d
- Full glass housing inhibits yellowing & distortion
- Replaces 85W T8/T12 HO lamps
- Type B dual end power & bypass ballast
- UL & DLC Listed
- 5 Year warranty



Product of the Year 2021

Type B Double Ended Power



SKU #	Model #	Watt	Lumens	CCT	Lens	Power	Base	Size	Certifications	
151213	BLT-8FT-42WB2S-65K	42W	5460Lm	6500K	Clear	Double Ended	Fa8/G13 Standard R17d Optional	8'	UL	
151588	BLT-8FT-42WB2S-50K	42W	6000Lm	5000K	Frosted	Double Ended	Fa8/G13 Standard R17d Optional	8'	UL & DLC	
151216	BLT-8FT-42WB2S-65K	42W	5460Lm	6500K	Frosted	Double Ended	Fa8/G13 Standard R17d Optional	8'	UL	
151215	High Output Accessories for 8' Tube					Set of 2 pcs				

ZELL™



Our new ZELL T8 8 FT Tube offers significant energy efficiency and lifetime improvements over fluorescent lamps. Zell is made of full Aluminum housing with PC Cover lens which makes Zell the most durable 8 FT tube of its kind. Our ZELL lamps are installed by bypassing existing fluorescent ballasts and hard-wiring tombstone lamp-holders directly to incoming AC power leads. Dual-ended bypass lamps eliminate the need to replace shunted tombstone lamp-holders in existing fluorescent luminaires.



- Up to 130 Lumens per watt
- Available in Clear, Striped & Frosted Lens
- Aluminum Housing with PC Cover.
- Type B with FA8 Base, Double Ended Power & requires ballast bypass.
- Input Voltage 100-277Vac
- Operating temperature: -20°C to 50°C
- Environmentally friendly without mercury
- ETL & DLC Listed
- 5 Year warranty

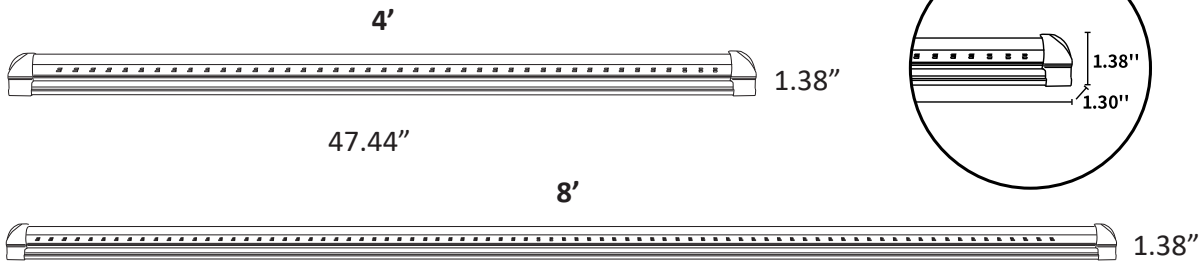



SKU #	Model #	Watt	Lumens	CCT	Size	Power	Base	Lens	Input Voltage	Certifications
156251	ZS-T8-60P8FT-FA8-FT(5000K)	60W	7800Lm	5000K	8ft	Double Ended	FA8	Frosted	100-277Vac	ETL & DLC
156247	ZS-T8-60P8FT-FA8-SN(6500K)	60W	7800Lm	6500K	8ft	Double Ended	FA8	Striped	100-277Vac	ETL
156250	ZS-T8-60P8FT-FA8-CN(6500K)	60W	7800Lm	6500K	8ft	Double Ended	FA8	Clear	100-277Vac	ETL

YONAH™

Beyond LED Yonah Linkable T8 LED Integrated Lamps perform efficiently in conditions where low voltage, halogen, or fluorescent luminaires have traditionally been used. Our LED tubes incorporate integral drivers, are self-supporting and can be surface mounted. Individual units can be plugged together for continuous lengths up to 200W. Our Yonah Lamps connect directly to line voltage and can be used in any interior space.

- Efficacy up to 140 Lumens per watt
- Input Voltage 100-277Vac 50-60Hz
- Operates directly from line voltage
- Usable as a stand alone fixture
- Linkable up to 200W at AC120V
- Aluminum and PC housing
- ETL & DLC Listed
- 5 Year warranty



SKU #	Model #	Watt	Lumens	Size	Lens	CCT	Certifications
151716	BLT-T8-30P4FT-INT26500K-S	30W	4200Lm	4ft	Striped	6500K	ETL
151717	BLT-T8-30P4FT-INT26500K-C	30W	4200Lm	4ft	Clear	6500K	ETL
153496	BLT-T8-30P4FT-INT25000K-F	30W	4200Lm	4ft	Frosted	5000K	DLC
153837	BLT-T8-30P4FT-INT2(4000K)-F	30W	4200Lm	4ft	Frosted	4000K	ETL
151623	BLT-T8-60P8FT-INT26500K-F	60W	8400Lm	8ft	Frosted	6500K	ETL
153547	BLT-T8-60P8FT-INT2(5000K)-F	60W	8400Lm	8ft	Frosted	5000K	DLC
151715	BLT-T8-60P8FT-INT26500K-C	60W	8400Lm	8ft	Clear	6500K	ETL
151624	BLT-T8-60P8FT-INT26500K-S	60W	8400Lm	8ft	Striped	6500K	ETL
153838	BLT-T8-60P8FT-INT2(4000K)-F	60W	8400Lm	8ft	Frosted	4000K	ETL
152574	BLT-T8-90P8FT-INT4(5000K)-C	90W	12600Lm	8ft	Clear	5000K	ETL

ADRIATIC™

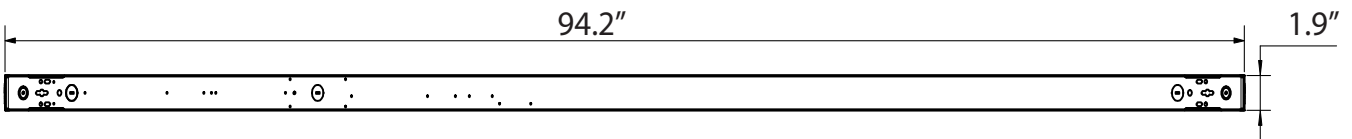
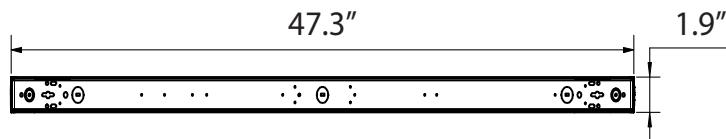


The Beyond LED Adriatic LED Strip Fixture the perfect option for architectural applications with size restrictions. The new integrating module to lens design makes it simpler and faster to install in commercial, industrial, retail, and residential applications. Adriatic strip fixture can serve as the illumination solution. Fixture can be utilized for general area lighting in coves, shops, show cases and storage/utility areas.



Optional Hanging Accessories

- Up to 130 lumens per watt
- Input Voltage 120-277Vac
- Beam Angle 120° Degree
- 0-10V Dimmable
- Ambient temperatures rated for -20°C to 50°C when fixture is suspended at least 18ft from ceiling
- Linkable up to 8 Pcs Fixtures
- Surface mounting bracket for easy installation
- IP20 rated
- UL Listed
- 5 Year warranty




SKU #	Model #	Watt	Lumens	CCT	Housing	Length	Input Voltage	Dimming	Certifications
155602	BLT-SN-V-4FT/FH/45/ YDM 850 (A3+B7)	45W	5850Lm	5000K	White	4ft	120V-277V	0-10V	UL
155603	BLT-SN-V-8FT/FE/46/ YDM 850 (A3+B7)	46W	5980Lm	5000K	White	8ft	120V-277V	0-10V	UL

CRISP™

Beyond LED Crisp Linkable Strip Fixtures perform efficiently in conditions where low voltage, halogen, or fluorescent luminaires have traditionally been used. Our LED Linkable Strip Fixtures incorporate integral drivers, are self-supporting, and can be surface mounted. Individual units can be plugged together for continuous lengths up to 20 Pcs (4') or 10 Pcs (8'), and they're CCT Tunable and Wattage Adjustable. Our Crisp Lamps connect directly to line voltage and can be used in any interior space.

- Efficacy up to 140 Lumens per watt
- Wattage Tunable with 3 options & CCT Adjustable 3000K / 4000K / 5000K
- Input Voltage 120-277Vac 50-60Hz
- Usable as a stand alone fixture
- 4' Linkable up to 20 Pcs
- 8' Linkable up to 10 Pcs
- High CRI, LumiLEDs Chips
- Operates directly from line voltage
- Output constant current lever can be adjusted through output cable with 0-10V
- Surface mounting bracket for easy installation
- Optional hanging kit available
- Iron housing with white paint finish
- UL & DLC Listed
- 5 Year warranty



Optional Battery Backup
SKU: 152552



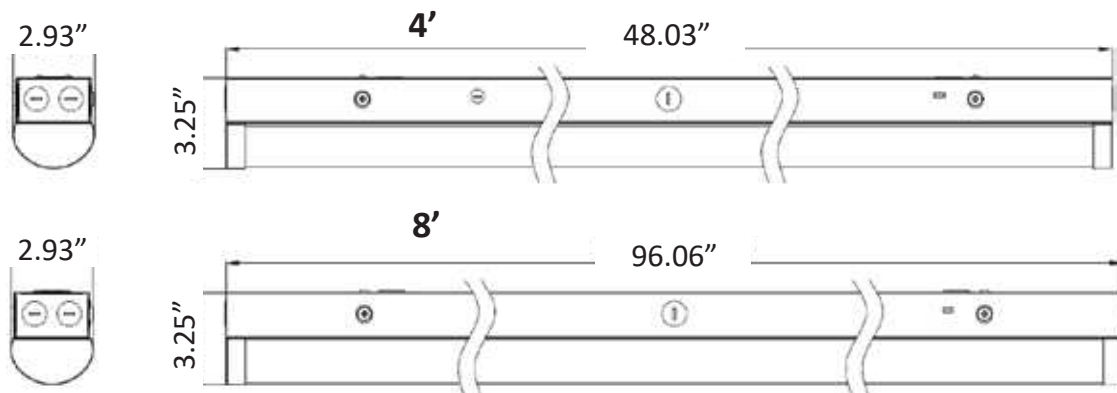
Hanging Mount Safety Cable
SKU: 152548



Hanging Mount Connector Bracket
SKU: 152550



Optional Motion Sensor
SKU: 152551




SKU #	Model #	Watt	Lumens	CCT Adjustable	Size	Beam Angle	Certifications
151789	BLT-LA01C-40/30/20W4FTBTB1A1-WH50/40/30	20W/30W/40W	4736-5200 Lumens Max.	3K/4K/5K	4'	130 Degrees	UL & DLC
151790	BLT-LA01C-70/60/50W8FTBTB1A1-WH50/40/30	50W/60W/70W	8293-9300 Lumens Max.	3K/4K/5K	8'	130 Degrees	UL & DLC

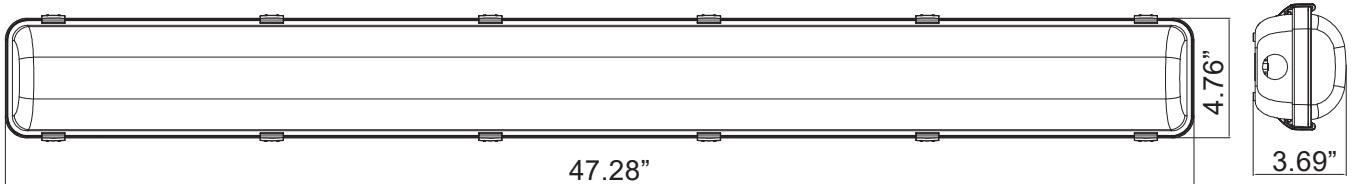
CHICO™



The CHICO LED Tri-proof Light from Beyond LED is the newest and most feature rich product of 2022. CHICO has an adjustable wattage and CCT, allowing it to combine nine SKUs into one. CHICO is resistant to water, dust, dampness, and pressure. High-quality LED driver and thermal management with a 50,000-hour illuminating life. The housing is extruded aluminum with a corrosion-resistant glossy white polycarbonate cover. It is simple to install using Surface mount or suspension. An additional 12V Auxiliary output makes it compatible with any control system.



- Up to 130 Lumens per watt
- Wattage Adjustable 40W / 50W / 60W
- CCT Adjustable 3500K / 4000K / 5000K
- Input Voltage 120-277Vac
- 0-10 Dimmable
- Water proof, Dust proof and Damp proof
- PC Housing
- Operating temperature: -20°C to 40°C
- Suspension and surface mount option
- PC housing and white cover, stainless steel clip
- Cover and LED board build-in-one design
- IP65 Rated
- Auxiliary 12V output
- UL & DLC Premium Listed
- 5 Year warranty

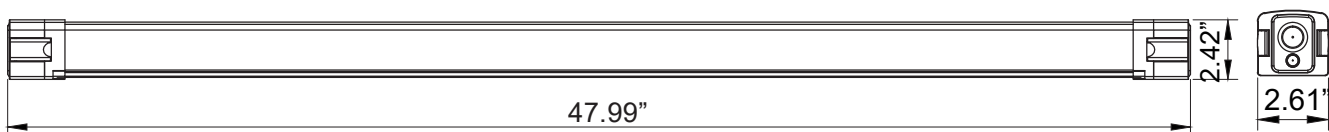


SKU #	Model #	Wattage Adjustable	Lumens	CCT Adjustable	Size	IP	Dimming	Input Voltage	Certifications
155451	BLT-G2VP4-40/50/60/D10/U/35/40/50	40W/50W/60W	8172Lm Max	3500K/4000K/5000K	4ft	IP65	0-10V	120-277Vac	UL & DLC

MAGNOLIA™

The Magnolia Tri-proof Light from Beyond LED is the newest and most feature rich product of 2022. Magnolia has an adjustable wattage and CCT, allowing it to combine nine SKUs into one. MAGNOLIA is the thinnest fixture of its kind. Its resistant to water, dust, dampness and pressure. High-quality LED driver and thermal management with a 50,000-hour illuminating life. The housing is extruded aluminum with a corrosion-resistant glossy white polycarbonate cover. It is simple to install using Surface mount or suspension.

- Up to 115 Lumens per watt
- Wattage Adjustable 50W / 55W / 66W
- CCT Adjustable 3500K / 4000K / 5000K
- Input Voltage 120-277Vac
- 0-10 Dimmable
- Ultra-thin Sleek Design
- IP65 rated
- Water proof, Dust proof and Damp proof
- PC Housing
- Operating temperature: -20°C to 40°C
- Suspension and surface mount option
- PC housing and white cover, stainless steel clip
- Cover and LED board build-in-one design
- UL & DLC Listed
- 5 Year warranty



SKU #	Model #	Wattage Adjustable	Lumens	CCT Adjustable	Size	IP	Dimming	Input Voltage	Certifications
155452	BLT-G3VP4-50/55/66/ D10/U/35-40-50	50W/55W/66W	7412Lm Max	3500K/4000K/5000K	4ft	IP65	0-10V	120-277Vac	UL & DLC

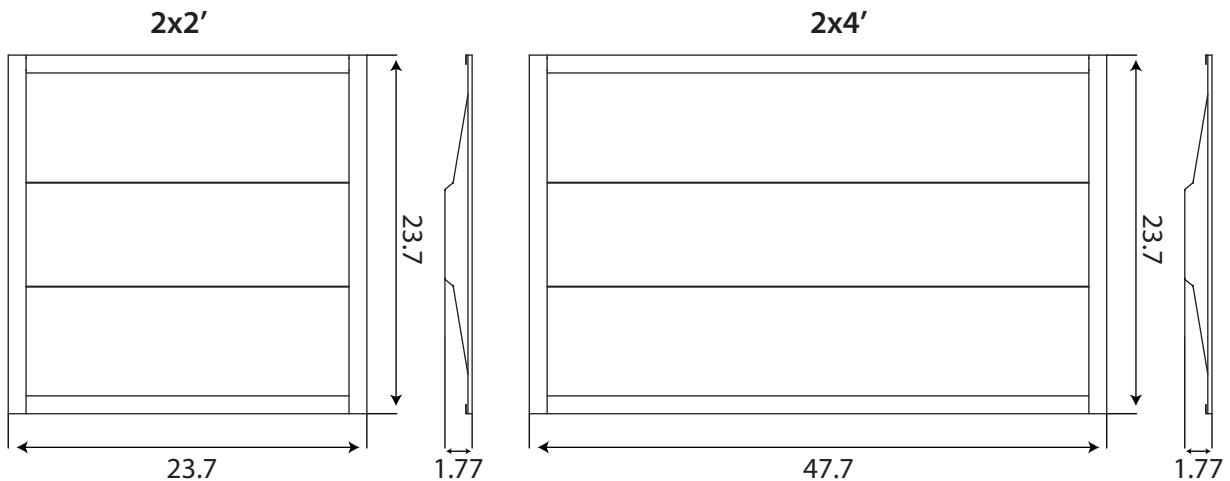
CHIC™



Beyond LED CHIC Basket troffers offer uniform illumination and excellent energy savings when you replace traditional T5, T8, or T12 fluorescent troffers. Our CHIC troffers deliver soft, glare-free, ambient lighting in a popular center-basket design and is Wattage and CCT adjustable. The slim profile and energy-saving LED technology make CHIC the ideal choice for renovation or new construction.



- Up to 110 Lumens per watt
- CCT Adjustable 3000K / 4000K / 5000K
- Wattage Adjustable
- Input Voltage 100-277Vac 50-60Hz
- 0-10V Dimmable
- Available in 2x2' / 2x4'
- Beam Angle 120° Degree
- Glare free lighting with precision engineered diffuse
- Super slim design with durable construction
- Optional hanging mounting
- ETL & DLC Listed
- 5 Year warranty

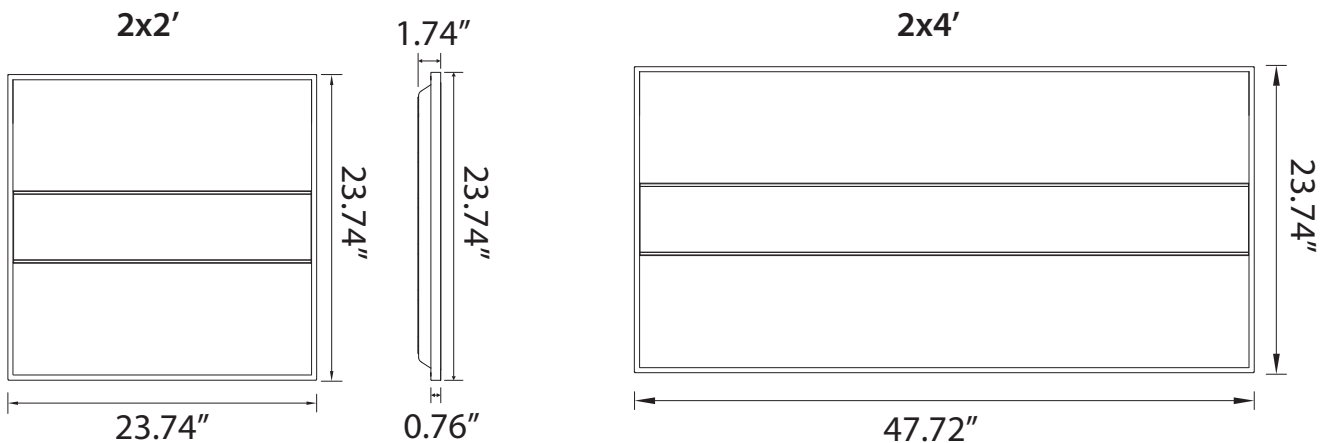




SKU #	Model #	Wattage Adjustable	Lumens	CCT Adjustable	Dimming	Size	Housing	Input Voltage	Certifications
155910	BLT-TF22-Q01-S40-3050	20W/30W/40W	4400Lm	3K / 4K / 5K	0-10V	2' X 2'	White	100-277Vac	ETL & DLC
155911	BLT-TF24-Q01-S60-3050	40W/50W/60W	6600Lm	3K / 4K / 5K	0-10V	2' X 4'	White	100-277Vac	ETL & DLC

PANTRO™


Beyond LED's newest PANTRO architectural recessed troffer offers subtle, clean geometry in a fully luminous door-frame design. This contemporary, high quality luminaire provides superior visual comfort and is dedicated to the latest solid-state lighting and driver technology for optimal performance and energy efficiency. Available in 2x2' & 2x4' PANTRO delivers stylish design and clear illumination to commercial, hospitality offices and restaurants.

- Up to 110 Lumens per watt
- Wattage Adjustable
- CCT Adjustable 3500K / 4000K / 5000K
- 1-10 Dimmable
- Input Voltage 100-277Vac 50-60Hz
- Architectural quality design and construction
- Fully luminous center panel
- Available in 2x2' & 2x4'
- Beam Angle 120° Degree
- Suitable for all standard 2x2' & 2x4' grid ceilings
- Optional hanging mount & Surface mounting kit
- UL Listed
- 5 Year warranty



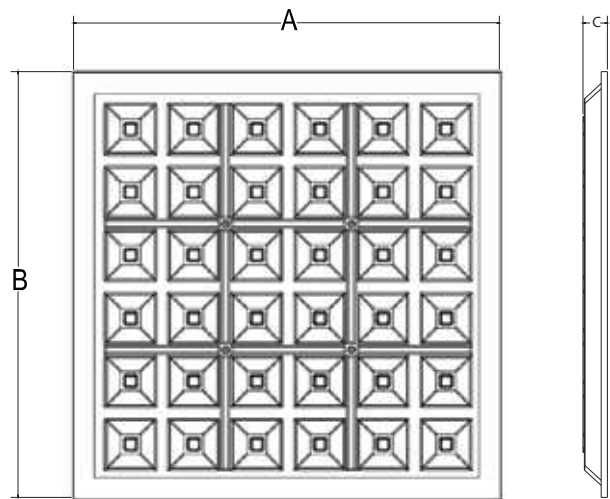
SKU #	Model #	Wattage Adjustable	Lumens	CCT Adjustable	Dimming	Size	Housing	Input Voltage	Certifications
155657	BLT-TR22-DM-TWTS	25W/30W/35W	3850Lm	3500K/4K/5K	1-10	2' X 2'	White	100-277Vac	UL
155658	BLT-TR24-DM-TWTS	30W/40W/50W	5500Lm	3500K/4K/5K	1-10	2' X 4'	White	100-277Vac	UL

PIXEL SQUARE™



Our new 2021 Pixel Square troffers offer uniform illumination and excellent energy savings when you replace traditional T5, T8, or T12 fluorescent troffers. Featuring back-lit technology, and a low-profile design, the Pixel Square troffers provide an even light diffusion for low-glare lighting that won't strain the eyes. Our LED Troffers are suitable for narrow or standard drop ceilings.

- Up to 110 Lumens per watt
- Input Voltage 100-277Vac 50-60Hz
- 0-10V Dimmable
- Light weight aluminum frame
- Easy one man installation
- Remarkable light uniformity
- Built-in standard earthquake clips
- ETL Listed
- 5 Year warranty




Maximum overall	A	B	C
2'x2ft	23.74"	23.74"	1.38"

SKU #	Model #	Size	Watt	Lumens	CCT	Dimming	Input Voltage	Certifications
151397	BLT-GL2*2-F40-40K	2'X2'	40W	5000Lm	4000K	0-10V	100-277Vac	ETL
151736	BLT-GL2*2-F50-50K	2'X2'	40W	5000Lm	5000K	0-10V	100-277Vac	ETL

GEOMETRIC™

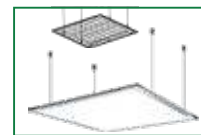
Our new 2021 Geometric Grid panels offer uniform illumination and excellent energy savings when you replace traditional T5, T8, or T12 fluorescent troffers. Our Geometric Grid Panel with diffusing lens for direct lighting is also CCT adjustable & offers multiple Wattage options. A clever choice for illuminating spaces with a lighting fixture that blends with the architectural design of your ceiling, simultaneously creating an elegantly stunning light effect. Perfect for corporate offices, medical/ health, educational facilities and more.



- Up to 130 Lumens per watt
- Wattage Adjustable
- CCT Adjustable
- Input Voltage 100-277 AC voltage (50-60Hz)
- 0-10V Dimmable
- Ultra light weight, one person install
- Housing material: 6063-T5
- Installs into conventional grid ceiling
- ETL & DLC Listed
- 5 Year warranty



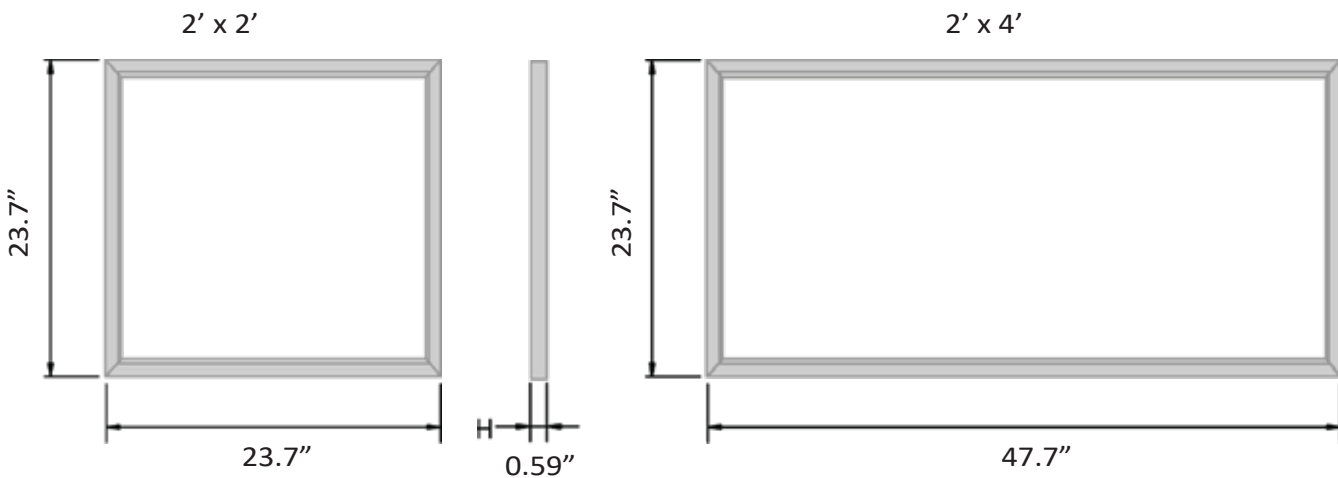
Application



Pendent/Suspension



Recessed




SKU #	Model #	Size	Wattage Adjustable	Lumens	CCT Adjustable	Input Voltage	Certifications
151399	BLT-FL22-K40-3050	2'X2'	20W/30W/40W	5000Lm	3K/4K/5K	100-277Vac	ETL & DLC
151400	BLT-FL24-K60-3050	2'X4'	40W/50W/60W	7500Lm	3K/4K/5K	100-277Vac	ETL & DLC


TEMPE2™



Beyond LED Tempe2 Backlit panels are ultra thin, super bright which offers uniform illumination and excellent energy savings. Our Tempe2 panels deliver soft, glare-free, ambient lighting in a popular backlit design. Tempe2 is available in Adjustable wattage and Adjustable CCT. The slim profile and energy-saving LED technology makes the Tempe the ideal choice for renovation or new construction. It is also suitable for use in commercial buildings, libraries, hospitals etc.



SKU: 154220



SKU: 154221




SKU: 154222



Surface Mounting Kit

SKU: 151729

- Up to 125 Lumens per watt
- Input Voltage 120-277Vac
- Wattage Adjustable 36W / 42W / 50W
- CCT Adjustable 4000K / 5000K / 6500K
- Dimmable 0-10V
- Aluminum housing material
- Glare free with remarkable light uniformity
- Three Laser Panel Design (Square/Round/Strip) Optional
- Super slim design with durable construction
- Built-in standard earthquake clips
- UL & DLC Listed
- 5 Year warranty

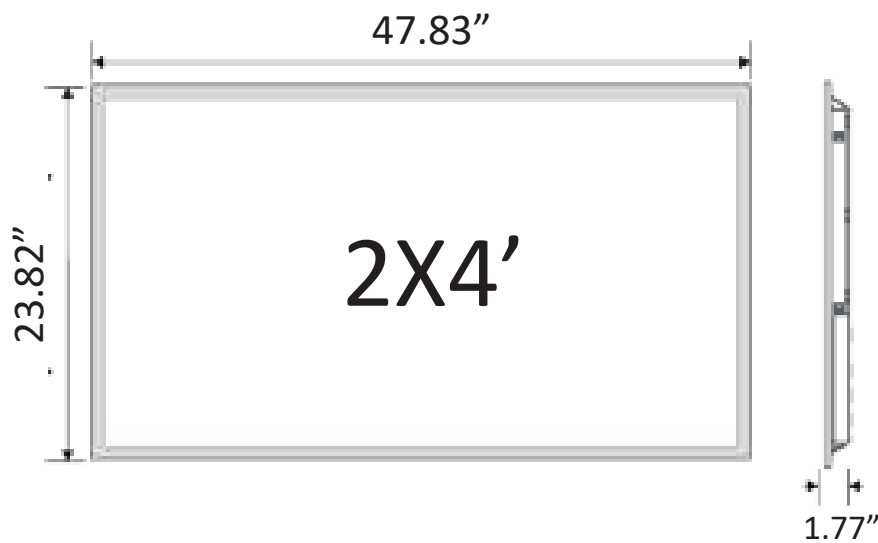
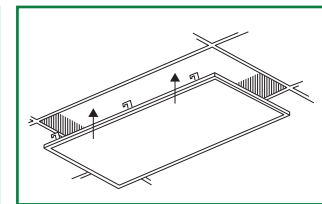



SKU #	Model #	Wattage Adjustable	Lumens	CCT Adjustable	Dimming	Size	Input Voltage	Certifications
156190	DYU-PL61250N-TZZ-YA	36W/42W/50W	6250Lm	4000K-5000K-6500K	0-10V	2'X4'	120-277Vac	UL & DLC

TEMPE™


Beyond LED Tempe Backlit panels offer uniform illumination and excellent energy savings. Our Tempe panels deliver soft, glare-free, ambient lighting in a popular backlit design. The slim profile and energy-saving LED technology makes the Tempe the ideal choice for renovation or new construction.

- Up to 130 Lumens per watt
- Wattage 50W
- CCT 5000K
- Input Voltage 120-277Vac (50-60Hz)
- 0-10V Dimmable
- Glare free with remarkable light uniformity
- Super slim design with durable construction
- Built-in standard earthquake clips
- ETL Listed
- 5 Year warranty




SKU #	Model #	Watt	Lumens	CCT	Size	Dimming	Input Voltage	Certifications
154333	BLT-704Y50W50L	50W	6250lm	5000K	2'X4'	0-10V	120-277Vac	ETL
154334	BLT-704Y50W60L	50W	6250lm	6000K	2'X4'	0-10V	120-277Vac	ETL

AERO™




Beyond LED AERO Backlit panels offer uniform illumination and excellent energy savings. Our AERO panels deliver soft, glare-free, ambient lighting in a popular backlit design. The slim profile and energy-saving LED technology makes the AERO the ideal choice for renovation or new construction.

- Up to 130 Lumens per watt
- Wattage Adjustable
- CCT Adjustable
- Input Voltage 100-277Vac
- 0-10V Dimmable
- Available in 2x2' & 2x4'
- Ultra light weight, one person install
- Installs into conventional grid ceiling
- ETL & DLC Listed
- 5 Year warranty



Surface Mounting Kit
SKU: 151729



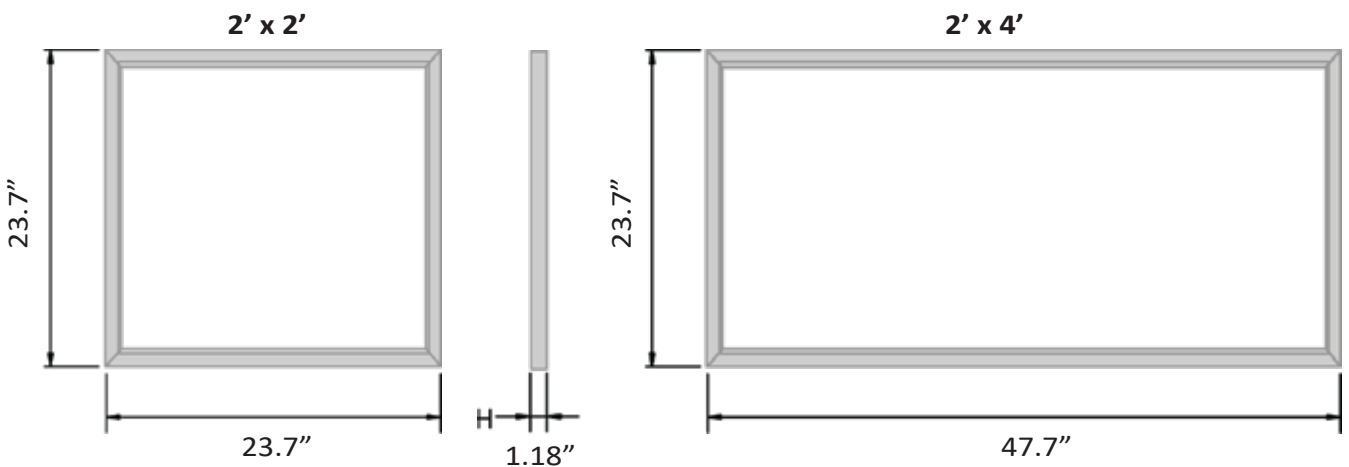
Surface Mounting Kit
SKU: 153484



Hanging Mounting Kit
SKU: 153457



Emergency Driver
SKU: 153467



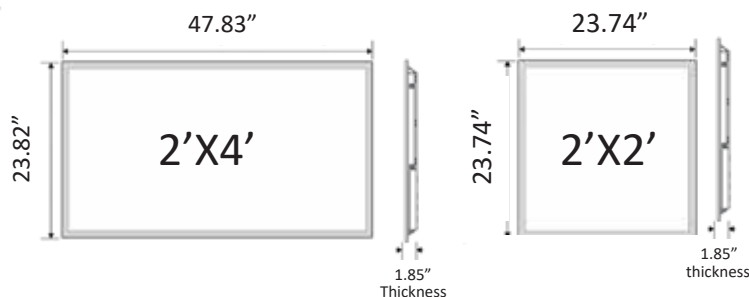


SKU #	Model #	Watt	Lumens	CCT	Size	Housing	Input Voltage	Certifications
155909	BLT-BL22-S40-3050	Adjustable 20W/30W/40W	5200Lm	Adjustable 3K/4K/5K	2'x2'	White	100-277V	ETL & DLC
155912	BLT-BL22-F40-60	40W	5200Lm	6000K	2'x2'	White	100-277V	ETL
155908	BLT-BL24-F72-60	72W	9360Lm	6000K	2'x4'	White	100-277V	ETL

ELITE™

W/ Battery Backup

Beyond LED's New 2021 Elite Backlit Panels are the most innovative and revolutionary product of 2021. This feature rich product is ultra light for easy one-man installation. This Elite model is CCT Adjustable, Wattage Adjustable & it also has built-in Emergency Driver and Junction box for easy and fast installation.

- High efficacy, up to 130 Lumens per watt
- Wattage Adjustable
- CCT Adjustable 3500K / 4000K / 5000K
- Input Voltage 120-277Vac (50-60Hz)
- 0-10V Dimmable
- 20 Watt Built-in Battery Backup
- 90 Minutes of Emergency Time
- Glare free with remarkable light uniformity
- Super slim design with durable construction
- Built-in standard earthquake clips
- UL Listed
- 5 Year warranty



Elite W/Battery Backup

SKU #	Model #	Wattage Adjustable	Lumens	CCT Adjustable	Size	Voltage	Certifications
154199	BLT-BPLED-2X2-24/29/32/39W/D10/U/50/HL	24W/29W/32W/39W	5004Lm	3500K/4000K/5000K	2X2'	120-277Vac	UL
152530	BLT-BPLED-2x4-29/34/39/49/D10/U/35-40-50/HL/EM	29W/34W/39W/49W	6448Lm	3500K/4000K/5000K	2X4'	120-277Vac	UL

Elite

SKU #	Model #	Watt	Lumens	CCT	Size	Dimming	Input Voltage	Certifications
153585	BLT-BPLED-2X2-39/D10/U/50/HL	39W	4446Lm	5000K	2X2'	0-10V	120-277Vac	UL
151728	BLT-BPLED-2x2-39/D10/U/60/HL	39W	5150Lm	6000K	2X2'	0-10V	120-277Vac	UL
153484	Surface Mounting Kit				2x2'			

THE SKY PANEL™



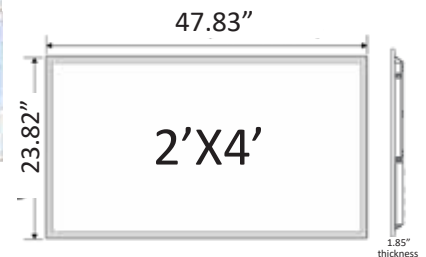
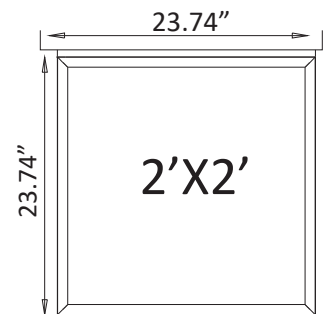
THE SKY PANEL gives a soothing experience by offering realistically close simulation of natural sky in indoor spaces. The panels provides for improved focus and concentration with reduced glare and uniform illumination. THE SKY PANEL come with easy installation and fit seamlessly into any 2x4 & 2x2 drop ceiling. An optional surface mount kit is also available.

These UL Certified panels are ideal for brightening up indoor spaces with soothing shades of blue and white to replicate the outdoor experience. They are ideal for corporate environments, educational & health facilities, basements, etc.



- 0-10V Dimming capabilities
- Glare free with remarkable light uniformity
- Super slim design with durable construction
- Built-in standard earthquake clips
- Input Voltage 120-277Vac (50-60Hz)
- UL Listed
- 5 Year warranty

SOLD AS SET OF 4



SKU #	Model #	Watt	Lumens	CCT	Size	Input Voltage	Certifications
153586	BPLED-2X2-39/D10/U/60/HL	39W	Varies with Design	6000K	2'X2'	120-277Vac	UL
152541	BPLED-2X4-49/D10/U/60/HL	49W		6000K	2'X4'	120-277Vac	UL

PLANO™

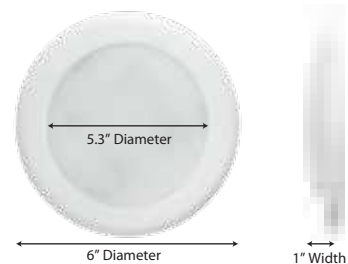
Beyond LED PLANO disk downlights can be direct wired to a 5" or 6" junction box which means they do not need a can and it also comes with retrofit kit for easy and fast installation. PLANO surface mounts directly to the ceiling for instant bright light. Perfect for residential or commercial applications with exceptional color rendering of 90 CRI, and available in 5000K color temperatures. With a life rating of at least 50,000 hours, they greatly minimize the cost of ownership through reduced maintenance and lower utility costs. Fixtures are ENERGY STAR certified, rated for wet location and support California Title 24 compliance.



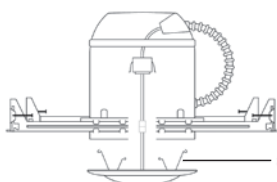
- Up to 100 Lumens per watt
- Available in 6" and 8"
- Driver-on-board technology eliminates an external power supply Advanced optics & thermal construction
- Dimmable down to 5% of total light output
- Suitable for Damp Locations RoHS compliant and mercury free APPLICATIONS
- Easy Surface Mount or Retrofit installation
- UL & Energy Star listed
- 5 Year warranty



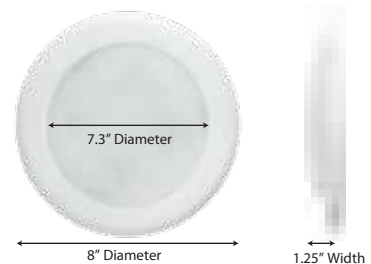
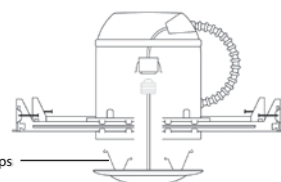
Option 1: Junction Box



Option 2: Recessed Can (TP24)



Option 3: Recessed Can (E26)





SKU #	Model #	Watt	Lumens	CCT	Size	Housing	Input Voltage	Dimming	Certifications
155458	D236-90-5000-WH	15W	1300Lm	5000K	6 Inch	White	120V	TRIAC	UL & ES
155459	D228-20W-90-5000-WH	20W	1600Lm	5000K	8 Inch	White	120V	TRIAC	UL & ES

WHITE SKY™



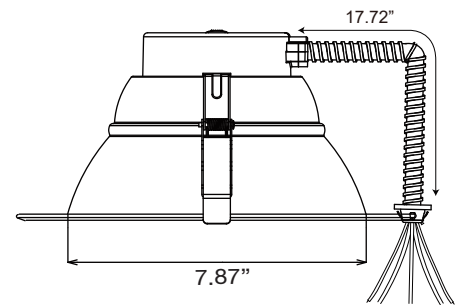
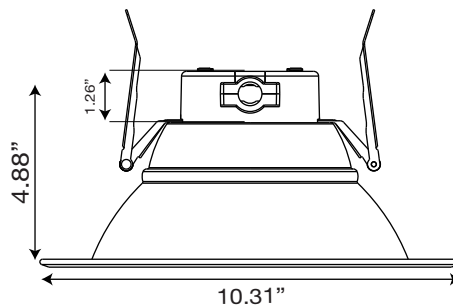
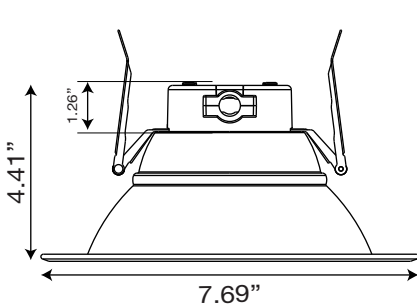
Beyond LED's WHITE SKY Commercial-Grade retrofit downlights are the most innovative and feature rich product of its kind. This new 2022 model offers CCT Adjustable 3000K, 4000K & 5000K and wattage adjustable. The LED Commercial Down Light White Sky produces lumens up to 3300, which is perfect for ceilings up to 16ft high. White Sky is perfect for retrofit or new construction.

- Up to 100 Lumens per watt
- Wattage Adjustable
- CCT Adjustable 3000K / 4000K / 5000K
- Input Voltage 100-277Vac
- 0-10V Dimmable
- Integral heat sink
- Tested in accordance with IESNA LM79 & LM80
- ETL & Energy Star Listed
- 5 Year warranty



New Construction Plate T-Grid
SKU: 154348

New Construction Plate Drywall
SKU: 154347



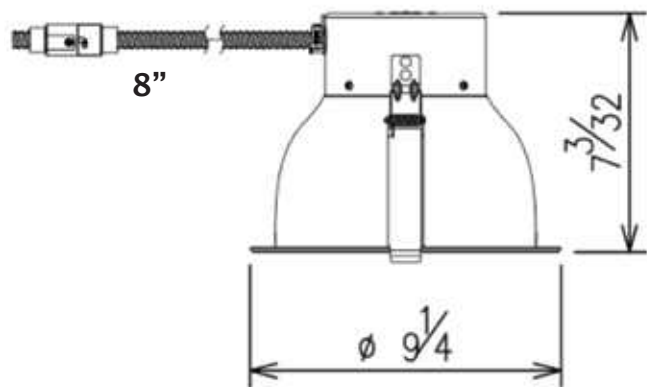
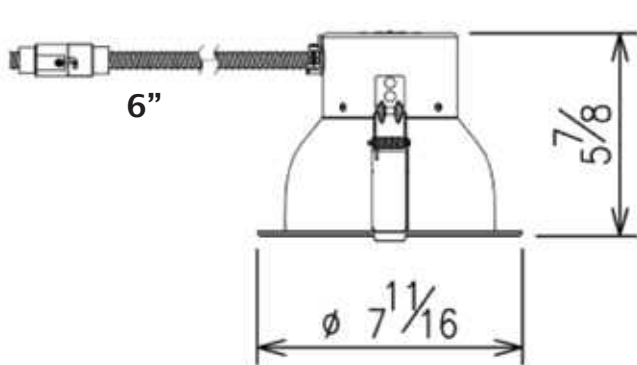
SKU #	Model #	Wattage Adjustable	Lumens	CCT Adjustable	Size	Input Voltage	Dimming	Certifications
154328	UP-DL254-6-16W-OAC3	8W/12W/16W	1600Lm	3K/4K/5K	6"	100-277Vac	0-10V	ETL & ES
154346	UP-DL254-6-33W-OAC3	20W/26W/33W	3300Lm	3K/4K/5K	6"	100-277Vac	0-10V	ETL & ES
154329	UP-DL254-8-22W-OAC3	12W/16W/22W	2200Lm	3K/4K/5K	8"	100-277Vac	0-10V	ETL & ES

L20™

Beyond LED's L20 Commercial-Grade retrofit downlights are the most innovative and feature rich product of its kind. This new 2020 model offers CCT Adjustable options of 3000K, 4000K & 5000K. The LED Commercial Down Light L20 produces lumens up to 4000, which is perfect for ceilings up to 16ft high. These commercial down lights are equipped with a high quality external Lifud driver for optimum performance. L20 converts nearly any existing incandescent, HID or CFL fixture to an energy efficient LED.



- Specially Designed for higher ceilings
- Up to 100 lumens per watt
- CCT Adjustable 3000K / 4000K / 5000K
- Input Voltage 100-277Vac
- 0-10V Dimmable
- Below-ceiling driver access for future upgrades
- Integral heat sink conducts heat away from LED light engine
- Tested in accordance with IESNA LM79 & LM80
- UL & Energy Star Listed
- 5 Year warranty



SKU #	Model #	Watt	Lumens	CCT	Size	Input Voltage	Certifications
151381	BLT-DL01-27DS144-S470W-03A	27W	Up to 2700Lm	3K/4K/5K	6"	100-277Vac	UL & ES
151382	BLT-DL01-40DS192-S471W-03A	40W	Up to 4000Lm	3K/4K/5K	8"	100-277Vac	UL & ES

VERSAFLEX™

1.3



Our Versaflex 1.3 Commercial down light has been optimized to the third generation. The innovative separable design of junction box and housing make it more flexible and considerate. Versaflex 1.3 downlights have a built-in integral junction box that eliminates the need for a traditional recessed housing. During installation, it simply gets wired to a wall switch and placed into the ceiling.

- Up to 100 Lumens per watt
- 0-10 Dimmable
- Available with either 4/6/8" downlight cans
- Innovative separable design of j-box & trim
- No can needed
- Select any trim size with one J-Box
- Optional retrofit kit and backup battery
- UL & Energy Star Listed
- 5 Year warranty

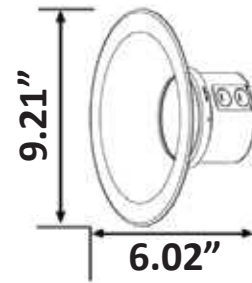
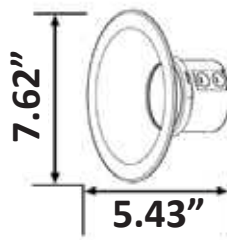
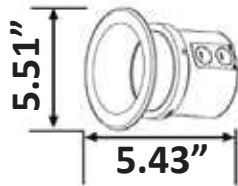
4" Trim



6" Trim



8" Trim



Versaflex 1.3

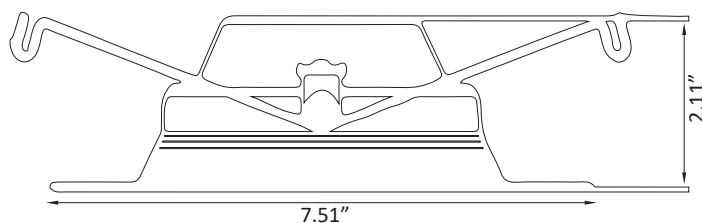
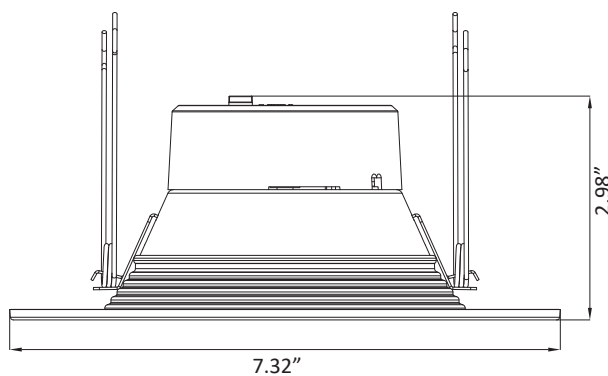
SKU #	Model #	Watt	Lumens	CCT Adjustable	Size	Input Voltage	Dimmable	Certifications
151190	BLT-YL4DR-A1-15Z BLT-YL6DR-A1-15Z BLT-YL8DR-A1-15Z	15W	Up to 1662Lm	3K/4K/5K	4"/6"/8"	120-347Vac	Yes	UL & ES
151191	BLT-YL4DR-A1-20Z BLT-YL6DR-A1-20Z BLT-YL8DR-A1-20Z	20W	Up to 2171Lm	3K/4K/5K	4"/6"/8"	120-347Vac	Yes	UL & ES

JET / ELEMENT™

Our JET LED Down Light is economical and is equipped with a smooth trim that fits most manufacturer's 5" and 6" recessed can style housings. It utilizes adjustable torsion springs, can be dimmed down to 10%, and maintains 70% light output after 35,000 hours of use. This makes it perfect for applications such as multi-family residences, retail shops and offices. An E26 adapter is included.



- Element offers Adj. CCT 2700K / 3K / 4K / 5K
- Input Voltage 120Vac 60Hz
- Compatible with IC and non-IC rated air-tight recessed housings and is Energy Star qualified
- Illuminates down to 10% with most electronic dimmers
- Built-in driver
- Durable thermoplastic construction
- Long life, 35,000 Hour LEDs at L70 reduces life cycle maintenance costs
- UL, ETL & Energy Star listed
- 5 Year warranty



JET

SKU #	Model #	Watt	Lumens	CCT	Fits	Dimmable	Input Voltage	Certifications
151064	BLT-DL6DWP-18W-30K	18W	1200Lm	3000K	5"-6"	Yes	120V	UL & ES


ELEMENT

SKU #	Model #	Watt	Lumens	CCT Adjustable	Fits	Dimmable	Input Voltage	Certifications
153606	BLT-D836-CCT-90	15W	1000Lm	2700K/3K/4K/5K	6"	Yes	120V	ETL & ES


THE SKY DOWNLIGHT™

Lighting that Captivates & Energizes

LED SKY DOWN LIGHTS



Beyond LED's "THE SKY DOWNLIGHT" is the most innovative and revolutionary product of 2022. Its Patent-Pending design, which comes in 12" Square and Round and offers four unique patterns, gives the ceiling an aesthetically pleasing experience by offering a realistically close simulation of the natural sky in indoor spaces. With reduced glare and homogeneous illumination, the Sky Downlight improves focus and concentration. Sky Downlight is simple to install and comes with two mounting options: recessed to existing can or flush mount to ceiling connects to J-Box. Sky Down light luminaires are perfect for corporate environments, educational and health facilities, basements and general lighting applications in hotels, motels, residential and commercial properties. These ETL-certified downlight comes with full 5 years warranty.



- 12 INCHES SQUARE / ROUND
- DIMMABLE
- DAYLIGHT WHITE
- 24 WATTS
- 1200 Lumens
- 50,000 LIFE HOURS
- INSTALL FLUSH OR ON A 6 INCHES-RECESSED CAN
- ETL LISTED
- 5 YEAR WARRANTY

**FOUR UNIQUE PATTERNS
SOLD AS PACK OF FOUR**

SKU #	Model #	Watt	Lumens	CCT	Size	Type	Input Voltage	Certifications
153753	BLT -PS12 -24W	24W	1200Lm	Daylight White	12"	Round	110-120Vac	ETL
153754	BLT -PS12 -24W	24W	1200Lm	Daylight White	12"	Square	110-120Vac	ETL

THE SKY DOWNLIGHT™

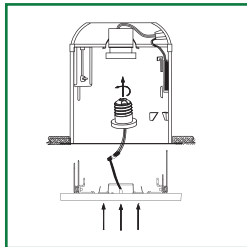
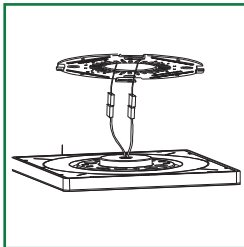
Lighting that Captivates & Energizes



2 MOUNTING OPTIONS

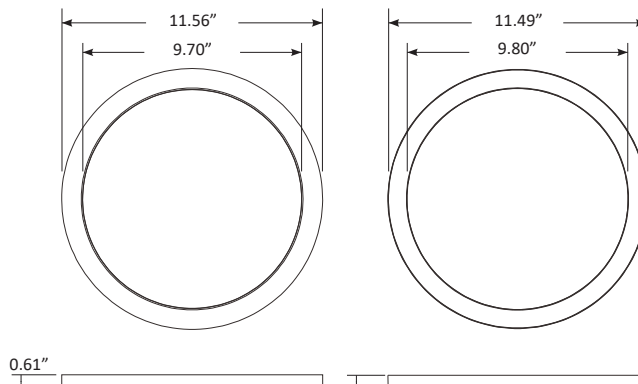
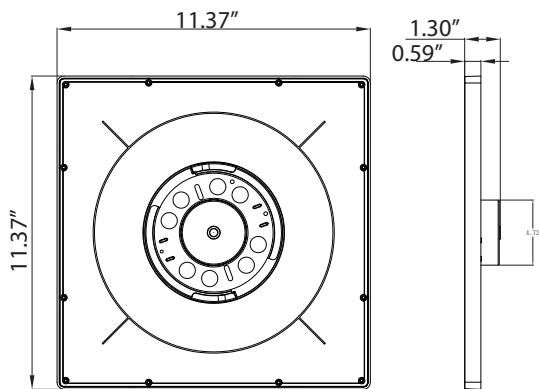
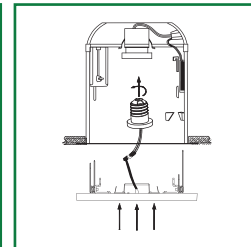
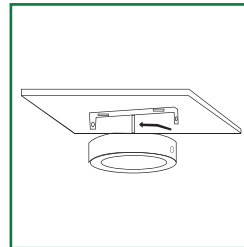
FLUSH MOUNT TO CEILING

MOUNT TO RECESSED CAN



FLUSH MOUNT TO CEILING

MOUNT TO RECESSED CAN



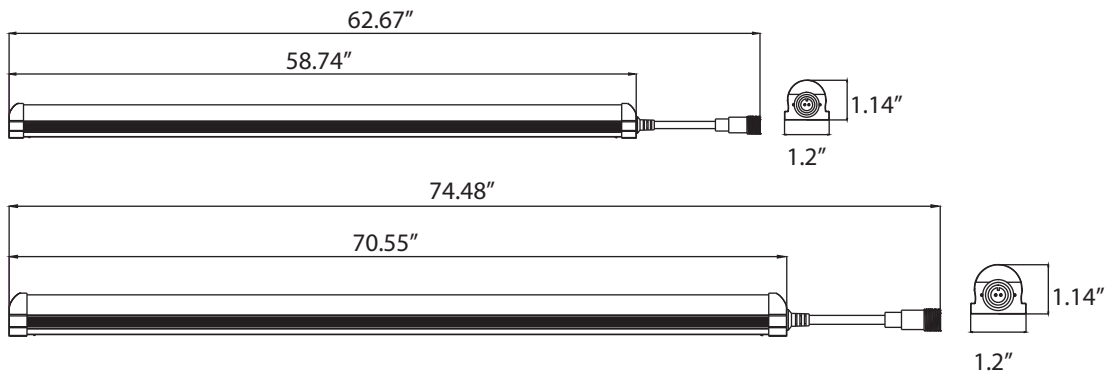
ALTA™



Beyond LED Technology is the leader in cutting-edge refrigerated display lighting technology! Our Alta cooler light produces wider beam for more evenly dispersed lighting. Our Alta Cooler light and Freezer Lamps deliver crisp, bright light that creates attractive food and product displays in freezers and walk-in refrigerator cases. They consume less energy and run longer and cooler than fluorescent freezer bulbs, lowering operating costs and reducing the risk of food spoilage.



- Up to 130 Lumens per watt
- Input Voltage 100-277V
- V shape Double-strip for a brighter display case
- Easy daisy chain installation up to 200 watt
- Daisy-chain (up to 10 lamps in a series)
- 0-10V Dimmable
- Available in 5ft & 6ft
- Built-In driver
- CRI >80
- ETL & DLC Listed
- 5 Year warranty



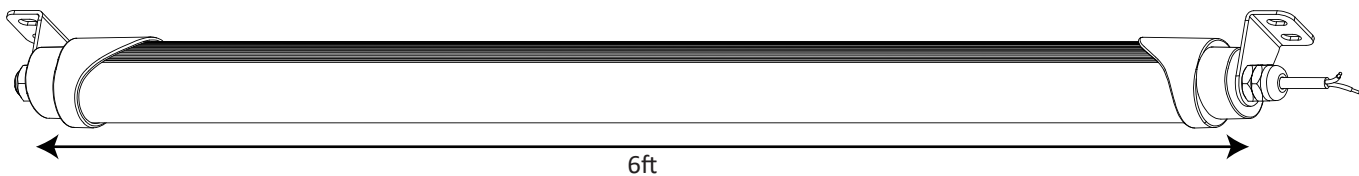
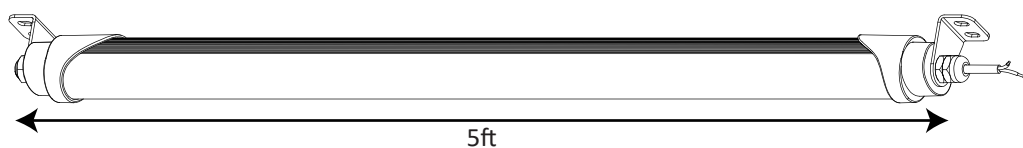
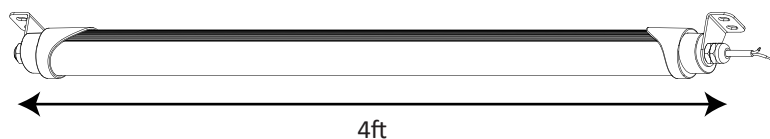
SKU #	Model #	Watt	Lumens	CCT	Fits	Housing	Input Voltage	Dimming	Certifications
155627	ZS-T8V1532T-50	32W	4160Lm	5000K	5'	White	100-277V	0-10V	ETL & DLC
155630	ZS-T8V1532T-65	32W	4160Lm	6500K	5'	White	100-277V	0-10V	ETL
155628	ZS-T8V1840T-50	40W	5200Lm	5000K	6'	White	100-277V	0-10V	ETL & DLC
155629	ZS-T8V1840T-65	40W	5200Lm	6500K	6'	White	100-277V	0-10V	ETL

ELKO™

Beyond LED Technology is the leader in cutting-edge refrigerated display lighting technology! Our Elko cooler light produces wider beam for more evenly dispersed lighting. Also our LED Cooler lights have a built-in driver that allows it to be installed in minutes. Our Elko Cooler light and Freezer Lamps deliver crisp, bright light that creates attractive food and product displays in freezers and walk-in refrigerator cases. They consume less energy and run longer and cooler than fluorescent freezer bulbs, lowering operating costs and reducing the risk of food spoilage.



- Up to 130 Lumens per watt
- Input Voltage 100-277Vac
- Built-in driver
- Flexible lengths for both vertical and horizontal installation such as 4ft, 5ft & 6ft
- CRI >80
- IP65 Rated
- UL Listed
- 5 Year warranty



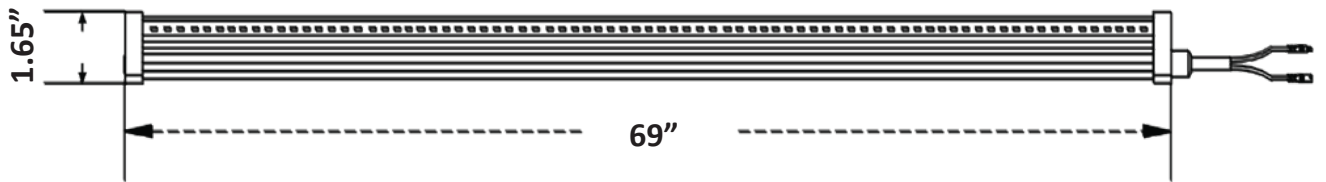
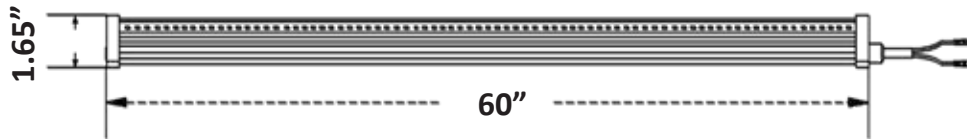
SKU #	Model #	Watt	Lumens	CCT	Length	Input Voltage	IP	Certifications
155467	ZY-18W1200 BINS	18W	2340Lm	5000K	4ft	100-277V	IP65	UL
155468	ZY-22W1500 BINS	22W	2860Lm	5000K	5ft	100-277V	IP65	UL
155469	ZY-30W1800 BINS	30W	3900Lm	5000K	6ft	100-277V	IP65	UL
155470	ZY-30W1800 BINS	30W	3900Lm	6500K	6ft	100-277V	IP65	UL



Beyond LED Technology is the leader in cutting-edge refrigerated display lighting technology. Our V cooler light produces a wider beam for more evenly dispersed lighting. Also, our LED Cooler lights have a built-in driver and a daisy-chain design that allows it to be installed in minutes. Our LED Cooler/Freezer lights qualify for rebate programs with most major power companies. Our V Cooler light and Freezer Lamps deliver crisp, bright light that creates attractive food and product displays in freezers and walk-in refrigerator cases. They consume less energy and run longer and cooler than fluorescent freezer bulbs, lowering operating costs and reducing the risk of food spoilage.



- Up to 130 Lumens per watt
- Input Voltage 100-277Vac 50-60Hz
- V Shape Design for wider beam angle
- Daisy-chain (up to 10 lamps in a series)
- Built-in driver
- CRI >80
- UL Listed
- 5 Year warranty



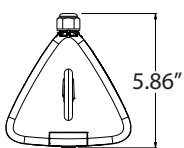
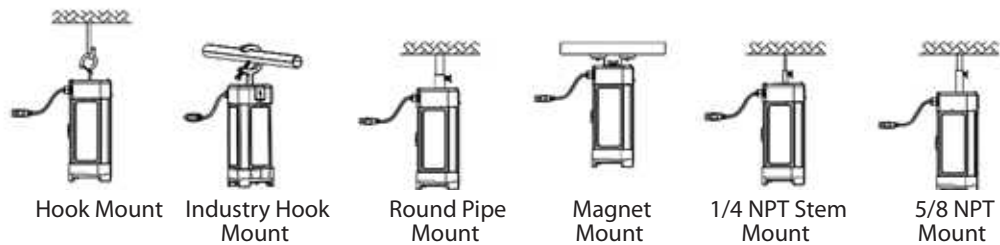
SKU #	Model #	Watt	Lumens	CCT	Input Voltage	Size	Certifications
150015	BLTCL25W60IN65K	25W	2781Lm	5000K	100-277Vac	60"	UL
150014	BLTCL25W60IN65K	25W	2781Lm	6500K	100-277Vac	60"	UL
150012	BLTCL28W69IN65K	28W	3454Lm	6500K	100-277Vac	69"	UL
150013	BLTCL28W69IN5K	28W	3500Lm	5000K	100-277Vac	69"	UL

GLOW™

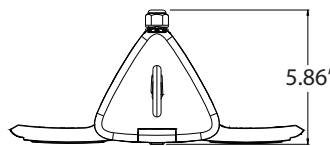
Beyond LED Technology's Newest "Glow" Portable work Light is the newest and the most unique product of 2023. "Glow" delivers up to 15000 lumens and can be installed by daisy-chain up to 15 lights in a row. Our Glow light comes with 360° Degree angle with Portable Folding Wings Light, thus enabling full rotation forward and backward, making it extremely durable even in harsh environments. Our Glow Portable light can be used with 4 AAA rechargeable batteries on the lamp for emergency lighting. Its great for construction site and can be used as permanent lighting in an industrial indoor and outdoor environment.



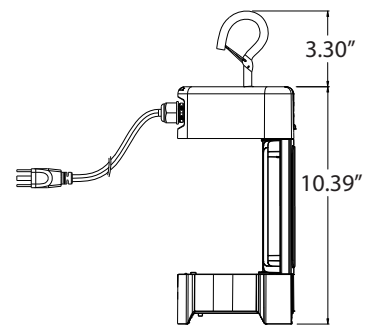
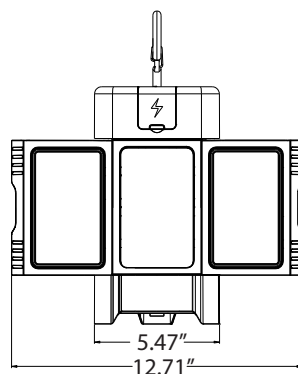
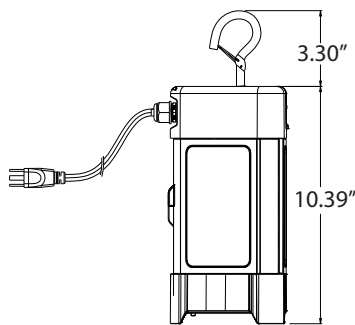
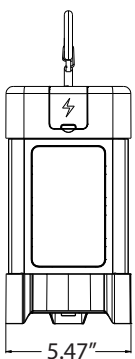
- Up to 145 Lumens per watt
- Input Voltage: 120V
- Use 4 AAA rechargeable batteries on the lamp for emergency lighting (Ordinary uncharged batteries cannot be used).
- Daisy-Chain Up to 15 lights
- G Hook Included
- 0-10V Dimmable
- IP65 Rated
- UL & DLC Listed
- 5 Year warranty



Wings Closed



Wings Open



SKU #	Model #	Watt	Lumens	CCT	Housing	Input Voltage	Dimming	Certifications
156182	BLT-CHB04B-100WBCA1-W50K	100W	14500LM	5000K	Yellow & Silver	120V	0-10V	UL & DLC

BILOXI™ CLOUD



The "Biloxi" High Bay from Beyond LED is the most innovative and revolutionary product of 2022. It enhances the aesthetically pleasing experience of the ceiling by providing a realistically close simulation of the natural sky in warehouses or high ceiling retail shops. Biloxi improves focus and concentration by reducing glare and providing uniform illumination. Its delivered lumens of 26000 are ideal for ceiling heights of up to 20 feet. Biloxi Luminaires are easy to install and come with a variety of mounting options. Biloxi luminaires are ideal for warehouses and high-end retail outlets. This UL certified High Bay has a 5-year warranty.



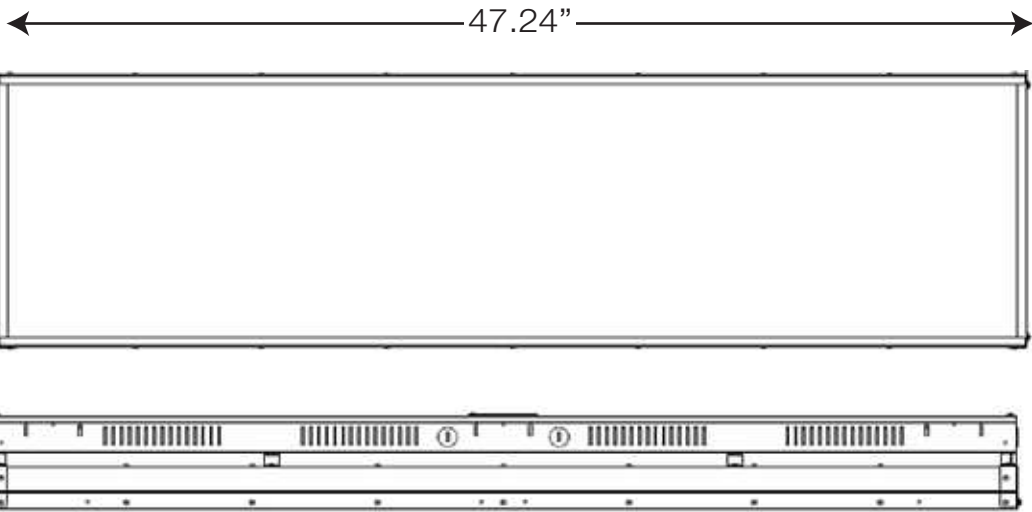
- Up to 80 Lumens per watt
- Input Voltage 100-277Vac
- Ultra-thin SLEEK Design
- 1-10V Dimmable
- Galvanized Steel with white paint
- PMMA Lens with customized cloud diffuser
- Optional Plug and Play Motion Sensor
- 320W with 26000 delivered lumens
- Standard Chain mount included
- UL Listed
- 5 Year warranty



Optional Motion Sensor
SKU: 153487



Remote Controller
SKU: 153488



SKU #	Model #	Watt	Lumens	CCT	Size	Housing	Input Voltage	Dimming	Certifications
154303	BLT-PHB07-320WBFW1A1-WH65	320W	25000Lm	6500K	4ft	White	100V-277V	1-10V	UL

LOYA™

The LOYA Linear High Bay is a highly compact design with a sleek and integral construction that uses die-cast housing. It saves a lot of money on shipping and is easy to install. Built-In 6,10KV surge protection keeps it working smoothly even in poor power condition. With high efficiency of up to 150 lumens per watt. LOYA has pre-installed sensor base for and optional motion sensor. It is commonly utilized in warehouses and storage facilities, as well as industrial facilities, sports facilities and gyms.

- Up to 150 Lumens per watt
- Input voltage 120-277Vac
- Wattage Adjustable
- 0-10V Dimmable
- Optional screw-in Motion Sensor
- Standard Chain mount included
- Built-In 10kv surge protector
- High quality polycarbonate lens protects LEDs.
- Die-cast aluminum white housing
- UL & DLC Listed
- 5 Year warranty

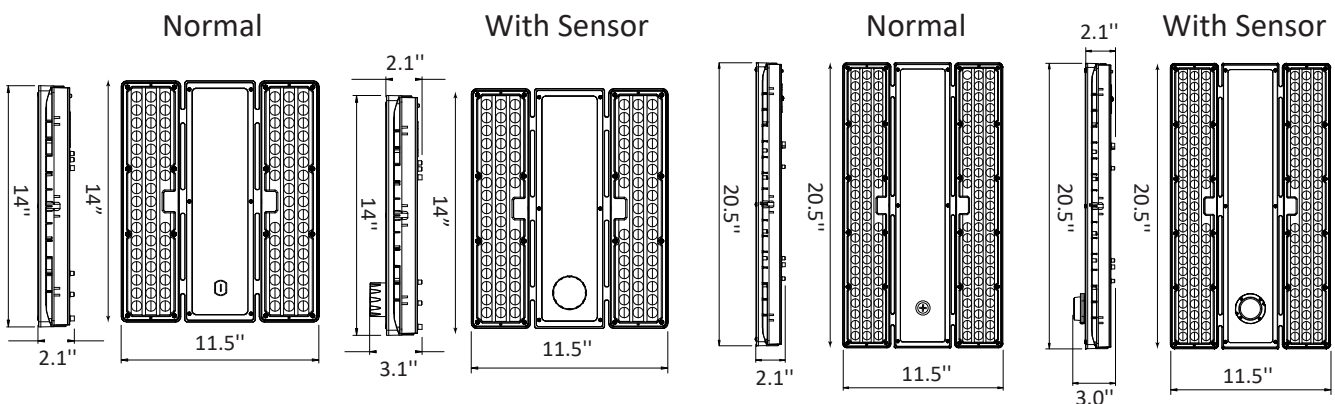


Motion Sensor
SKU: 155576

Remote Controller
SKU: 155577

40W Emergency Driver
SKU: 156245

Air Craft Cable



SKU #	Model #	Wattage Adjustable	Lumens	CCT	Housing	Input Voltage	Dimming	Certifications
155530	BLT-LHBC(90/105/130) W-50KLV-S	90W/105W/130W	13590Lm/ 19630Lm	5000K	White	120-277V	0-10V	UL & DLC
156244	BLT-LHBC(240/270/300) W-50KLV-S	240W/270W/300W	36240Lm/ 45300Lm	5000K	White	120-277V	0-10V	UL & DLC
155576			Motion Sensor					
155577			Remote Control					

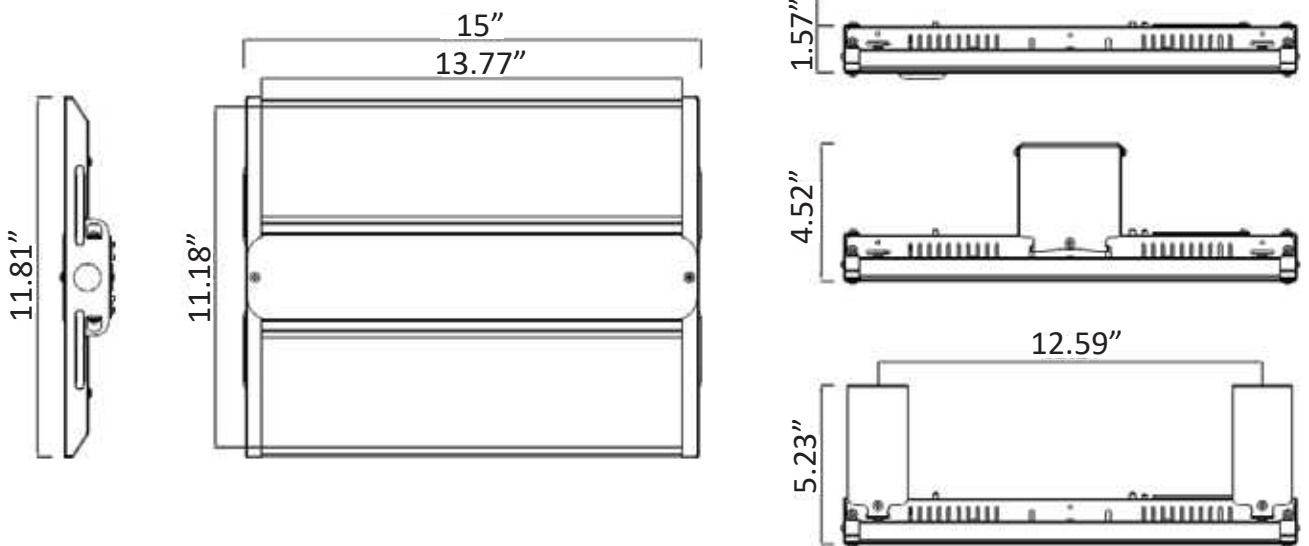
TUCKER™

2nd Gen



The TUCKER 2nd Gen LED Linear High Bay from Beyond LED is the newest 2023 model and the most cost-effective High Bay in this category. The durable aluminum housing with integrated junction box makes installation simple. TUCKER 2nd Gen LED Linear High Bay has a variety of mounting options and is fully compatible with most smart control systems.

- Up to 135 Lumens per watt
- Input voltage 120-277VAC
- Dimmable 0-10V
- Optional AC Motion Sensor
- Standard Chain mount
- Optional Surface Mount and Pendant Mount
- UL & DLC Listed
- 5 Year warranty



SKU #	Model #	Watt	Lumens	CCT	Input Voltage	Housing	Certifications
156194	BLT-PHB08C-110WBMP1A1-WH50	110W	14797Lm	5000K	120-277Vac	White	UL & DLC

TUCKER™

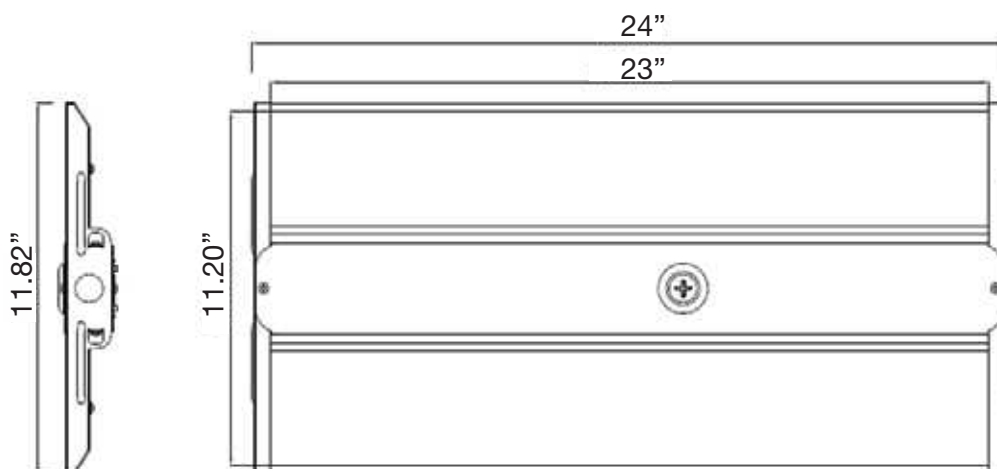
The TUCKER High Bay from Beyond LED is the most feature-rich and cost-effective High Bay in this category. The durable aluminum housing with integrated junction box makes installation simple. Tucker Linear High Bay has a variety of mounting options and is fully compatible with most smart control systems.

- Up to 140 Lumens per watt
- Input Voltage 100-277Vac / 480Vac optional
- 0-10V Dimmable
- Ultra thin SLEEK Design
- Optional Plug and Play Motion Sensor
- Standard Chain mount
- Optional Surface Mount and Pendant Mount
- Optional Emergency backup
- UL & DLC Listed
- 5 Year warranty



Remote Controller
SKU: 153488

Optional Motion Sensor
SKU: 152598



LED LINEAR HIGH BAY

SKU #	Model #	Watt	Lumens	CCT	Input Voltage	Size	Housing	Dimming	Certifications
154345	BLT-PHB08C-165WBMP 1A1-WH50	165W	22000Lm	5000K	100-277Vac	2FT	White	0-10V	UL & DLC

JUNIOR™



Beyond LED Technology's New Junior High Bay is the newest and most feature rich product of 2021. This Junior fixture offers High Lumens per Watt and it's CCT Adjustable. The Junior is built to last with standard 4kv surge protection, 113°F ambient temperature rating and IP65 rating for elimination of dust, moisture, and airborne contaminants. The unique easy connect driver to optical assembly interface allows for quick & easy maintenance for applications including warehousing, gymnasiums, manufacturing and outdoor canopies. Our Junior High Bay is fully ready to integrate with most smart control systems.



LED UFO HIGH BAY



- Up to 155 Lumens per watt
- CCT Adjustable 3000K / 4000K / 5000K
- Input Voltage 100-277Vac / 480Vac optional
- Ultra thin Sleek Design
- 0-10V Dimming capability
- Optional Plug and Play Motion Sensor
- Several mounting options
- IP65 water, dust, corrosion & pressure proof
- Optional Emergency backup
- UL & DLC Listed
- 5 Year warranty



U Bracket
SKU: 151886

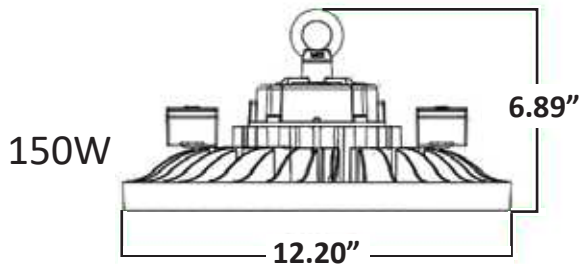


Optional
Motion Sensor
SKU: 152598

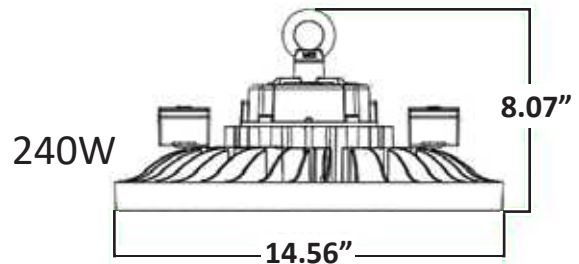


Optional
Motion Sensor Remote
SKU: 152613

Hook
Mounted



Hook
Mounted



SKU #	Model #	Watt	Lumens	CCT Adjustable	Housing Color	Input Voltage	Certifications
154232	BLT-HB05B-150WS1BT2D1-WH30/40/50	150W	21902Lm	3000K/4000K/5000K	White	100-277Vac	UL & DLC
151778	BLT-HB05B-240WS1BT2D1-WH30/40/50	240W	34922Lm	3000K/4000K/5000K	White	100-277Vac	UL & DLC

ARCADIA™ BUBBLE

Beyond LED's New ARCADIA High-Bay is the newest and most feature rich product of 2022. This Arcadia fixture offers High Lumens per Watt for maximum savings and rebates. The Arcadia High Bay is built to last with surge protection, 113°F ambient temperature rating, and IP65 rating for elimination of dust, moisture, and airborne contaminants. The unique easy connect driver to optical assembly interface allows for quick and easy maintenance. Applications including warehousing, gymnasiums, manufacturing and outdoor canopies. Our Arcadia High Bay is fully ready to integrate with most smart control systems.

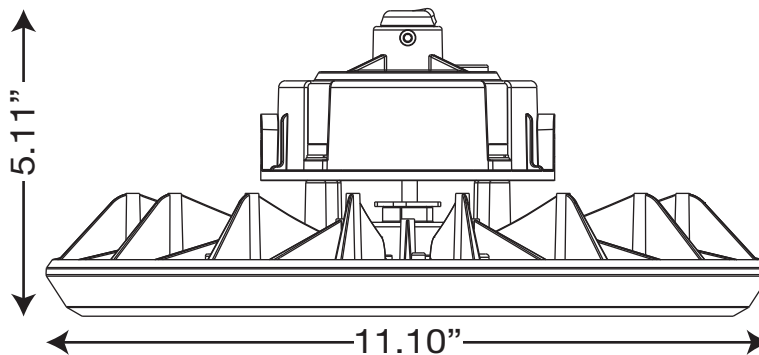
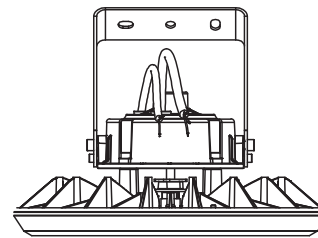


Optional
Motion Sensor
SKU: 154325

Motion Sensor
Remote
SKU: 154326

U Bracket 150W
SKU: 154312

- Up to 170 Lumens per watt
- Input Voltage 100-277Vac
- 0-10V Dimmable
- Ultra thin Sleek Design
- Optional Plug and Play Motion Sensor
- Optional U-Shaped Bracket
- IP65 water, dust, corrosion proof
- Optional Emergency backup
- UL & DLC Listed
- 5 Year warranty



SKU #	Model #	Watt	Lumens	CCT	Housing Color	Dimming	CRI	Input Voltage	Certifications
154307	ZPS-GC377-150W.V7-50K-E1-D3-M1-CM-90-L70	150W	25500Lm	5000K	Black	0-10V	>80	100-277Vac	UL & DLC

ARCADIA™

2nd Gen



Beyond LED's New ARCADIA 2nd Gen LED UFO High-Bay is the newest and most feature rich product of 2022. This ARCADIA 2nd Gen LED UFO High-Bay fixture offers High Lumens per Watt for maximum savings and rebates. The ARCADIA 2nd Gen LED UFO High-Bay is built to last with surge protection, 113°F ambient temperature rating and IP65 rating for elimination of dust, moisture and airborne contaminants. The unique easy connect driver to optical assembly interface allows for quick and easy maintenance. Applications including warehousing, gymnasiums, manufacturing and outdoor canopies. Our Arcadia High Bay is fully ready to integrate with most smart control systems.



Included G Hook



Optional U-Bracket

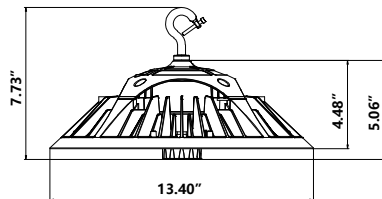
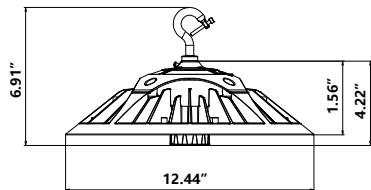


Optional Motion Sensor
SKU: 151240

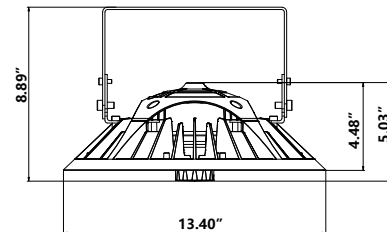
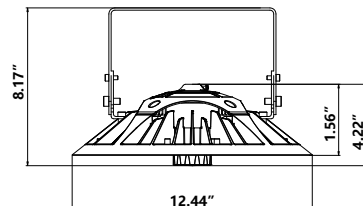


Motion Sensor Remote
SKU: 151241

- Up to 170 Lumens per watt
- Input Voltage 120-277Vac
- 0-10V Dimmable
- Optional Microwave sensor
- Optional Emergency backup
- 4KV surge protector
- IP66 Rated
- UL & DLC listed
- 5 Year warranty



G Hook Mount



U bracket

SKU #	Model #	Watt	Lumens	CCT	Housing Color	Dimming	IP	Input Voltage	Certifications
155915	BLT-PRO240W-50K70LV-GSH	240W	40800Lm	5000K	Black	0-10V	IP66	120-277Vac	UL & DLC

ARCADIA™

3rd Gen

Beyond LED's New ARCADIA 3rd Gen LED UFO High-Bay is the newest and most feature rich product of 2023. ARCADIA 3rd Gen LED UFO High-Bay fixture offers 150 Lumens per Watt for maximum savings and rebates. The ARCADIA 3rd Gen LED UFO High-Bay is built to last with surge protection, 113°F ambient temperature rating and IP65 rating for elimination of dust, moisture and airborne contaminants. The unique easy connect driver to optical assembly interface allows for quick and easy maintenance. Applications including warehousing, gymnasiums, manufacturing and outdoor canopies. Our Arcadia High Bay is fully ready to integrate with most smart control systems.



- Up to 150 Lumens per watt
- Wattage Adjustable
- Input Voltage 120-277Vac
- Optional Motion Sensor / Remote
- Optional emergency backup
- Beam Angle 120° Degree
- Up to 6KV surge protector
- G Hook Mount Included
- IP66 Rated
- UL & DLC listed
- 5 Year warranty



Included G Hook

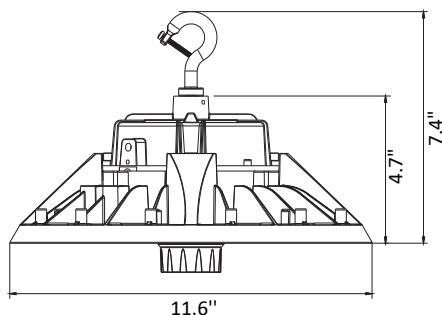


Optional Motion Sensor SKU:

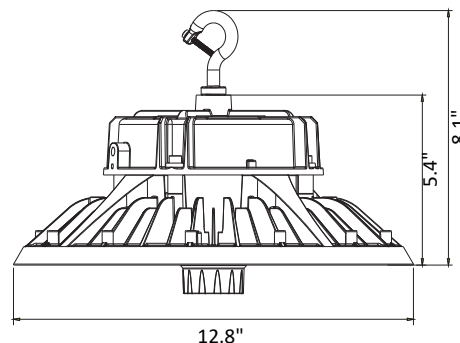


Optional Motion Sensor Remote SKU: 151241

100W/120W/150W



200W/240W



SKU #	Model #	Wattage Adjustable	Lumens	CCT	Housing Color	Dimming	IP	Input Voltage	Certifications
156252	BLT-HBF(150/120/100)W-50K80LV-SWC	100W/120W/150W	22500Lm	5000K	Black	0-10V	IP66	120-277Vac	UL & DLC
156253	BLT-HBF(240/200/180)W-50K80LV-SWC	180W/200W/240W	36000Lm	5000K	Black	0-10V	IP66	120-277Vac	UL & DLC

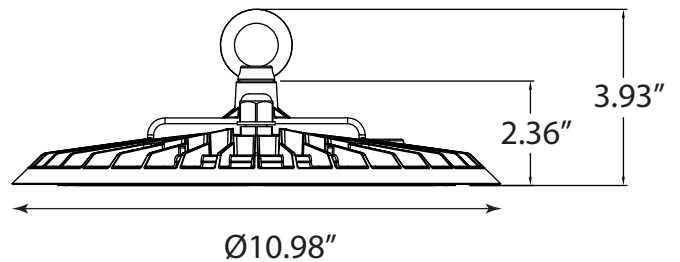
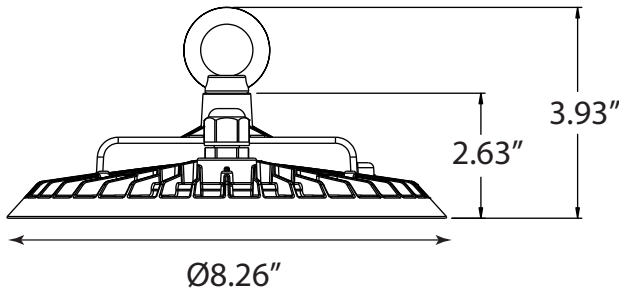
FEATHER™



“FEATHER” is the newest and the most economical High Bay Light of 2023. This product is designed with DOB (Driver on Board)Technology, which makes Feather, ultra-thin and ultra-light. FEATHER also comes with 6FT power cord makes the installation super easy and Fast. Feather is built to last with 6KV surge protection, 45°C ambient temperature rating and IP65 rating for elimination of dust, moisture and airborne contaminants. This UFO LED high bay light fixture could be used in car garage, workshop, factory, warehouse, exhibition hall and anywhere that need light.



- Up to 110-115 Lumens per watt
- Input Voltage 120Vac
- DOB (Driver On Board) Technology
- Ultra-thin Sleek Design
- IP65 Rated
- UL Listed




SKU #	Model #	Watt	Lumens	CCT	Housing	Input Voltage	Certifications
156157	BLT-UHBD01-80W-JCPA1-BH50	80W	9200LM	5000K	Black	120V	UL
156191	BLT-UHBD01-150WJCPA1-BH50	150W	17250LM	5000K	Black	120V	UL

PEAK™

PEAK is the newest product of 2023. PEAK UFO High Bay fixture offers High Lumens Per Watt for maximum savings and rebates. The PEAK UFO High Bay is built to last with standard 6kv surge protection, 50°C ambient temperature rating and IP65 rating for elimination of dust, moisture and airborne contaminants. The unique easy connect driver to optical assembly interface allows for quick and easy maintenance for applications including warehousing, gymnasiums, manufacturing and outdoor canopies. Our PEAK UFO High Bay is fully ready to integrate with most smart control systems.



- Up to 145 Lumens per watt
- Input voltage 120-277VAC
- 0-10V Dimmable
- Ultra-thin Sleek Design
- Plug and Play motion sensor
- Instant start, NO flickering, NO humming
- UL & DLC Listed
- 5 Year warranty



100 Watt

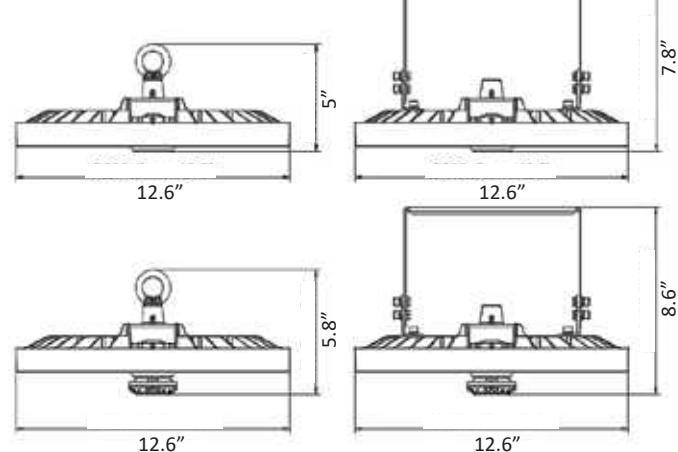
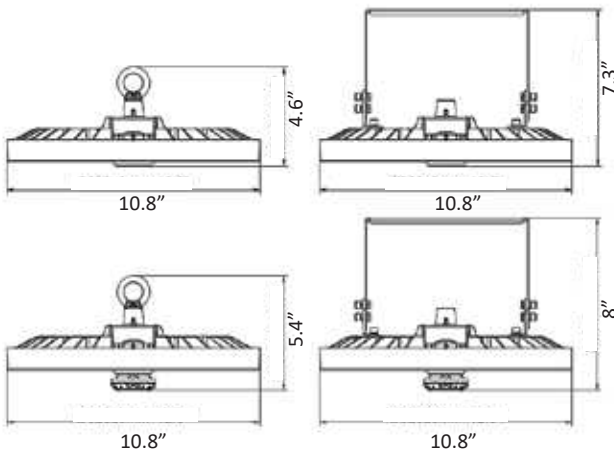
240 Watt

PENDENT MOUNT

SURFACE MOUNT

PENDENT MOUNT

SURFACE MOUNT



SKU #	Model #	Watt	Lumens	CCT	Housing Color	Dimming	CRI	Input Voltage	Certification
156255	BLT-HB21-100WH1JT2A1-BHP50	100W	14500LM	5000K	Black	0-10V	>80	120-277Vac	UL & DLC
156186	BLT-HB21-240WH1JT2A1-BHP50	240W	34800LM	5000K	Black	0-10V	>80	120-277Vac	UL & DLC

NORTH STAR™



Beyond LED Technology's New North Star High Bay is the newest and most feature rich product of 2021. North Star is designed to maximize light output with efficacy up to 150 Lumens per Watt. North Star is built to last with standard 4kv surge protection, 113°F ambient temperature rating and IP65 rating for elimination of dust, moisture and airborne contaminants. The unique easy connect driver to optical assembly interface allows for quick & easy maintenance for applications including warehousing, gymnasiums, manufacturing and outdoor canopies. Our North Star High Bay is fully ready to integrate with most smart control systems.



- Up to 150 Lumens per watt
- Ultra thin Sleek Design
- Input Voltage 100-277Vac / 480Vac optional
- 0-10V Dimmable
- Plug and Play Motion Sensor
- Optional several mounting options
- IP65 Rated
- Optional Emergency backup
- UL & DLC Listed
- 5 Year warranty



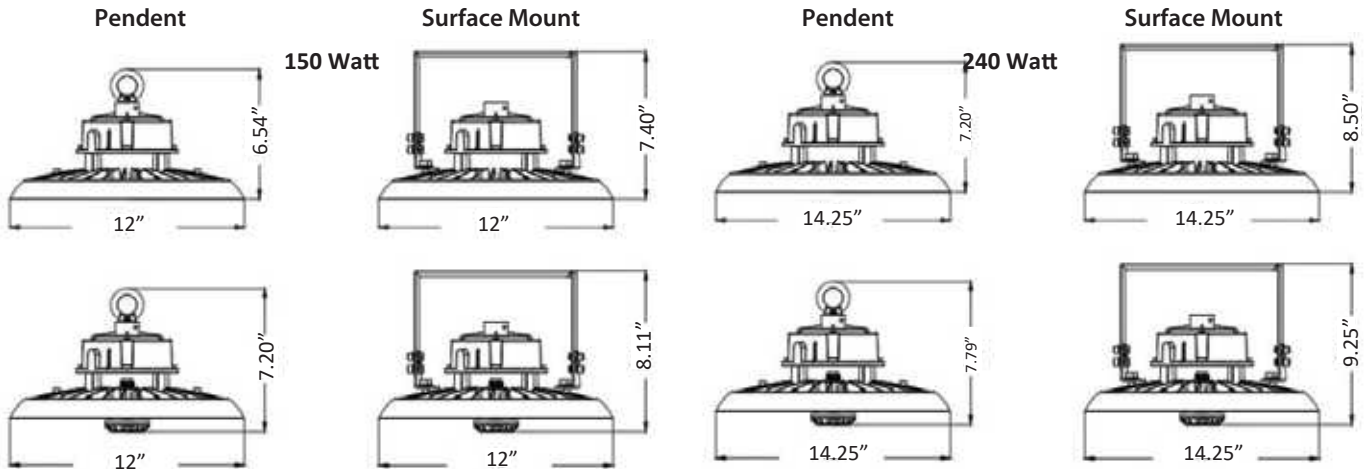
SKU: 151886
U Bracket



SKU: 152598
Optional Motion Sensor



SKU: 152613
Optional Motion Sensor Remote



SKU #	Model #	Watt	Lumens	CCT	Housing Color	Dimming	CRI	Input Voltage	Certifications
153500	BLT-HB11-150WH2BT2A1-WH50	150W	20893Lm	5000K	White	0-10	>80	120-277V	UL & DLC
153581	BLT-HB11-240WS1BT2H1-WH50	240W	33999Lm	5000K	White	0-10	>80	277-480V	UL & DLC
155456	BLT-HB11-150WH2BT2A1-BH50	150W	20893Lm	5000K	Black	0-10	>80	120-277V	UL & DLC
154231	BLT-HB11-240WH2BT2A1-BH50	240W	33748Lm	5000K	Black	0-10	>80	120-277V	UL & DLC

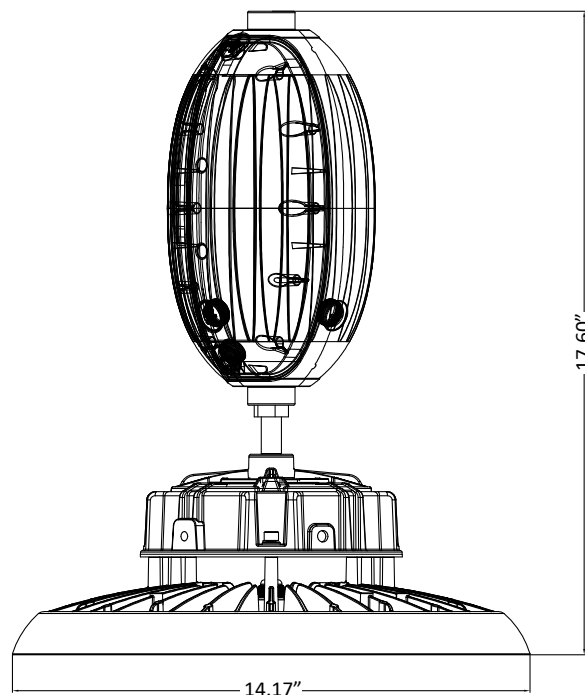
NORTH STAR™

W/Battery Backup

This High Bay has all of the features of the North Star, but it also has an emergency backup built in. This feature will save a lot of time and money, and it will allow electricians to install as simple as plug and play without spending time on complicated wiring. North Star is designed to maximize light output with efficacy up to 140 Lumens per watt. North Star is built to last with surge protection, 113°F ambient temperature rating and IP65 rating for elimination of dust, moisture and airborne contaminants. Applications including warehousing, gymnasiums and manufacturing facilities.



- Up to 140 Lumens per watt
- Input Voltage 100-277Vac
- Billda, 30 Watt Built-in Battery Backup
- 1.5 Hrs. of Emergency Time
- 0-10V Dimmable
- Several mounting options
- IP65 Rated
- UL & DLC Listed
- 5 Year warranty



LED UFO HIGH BAY

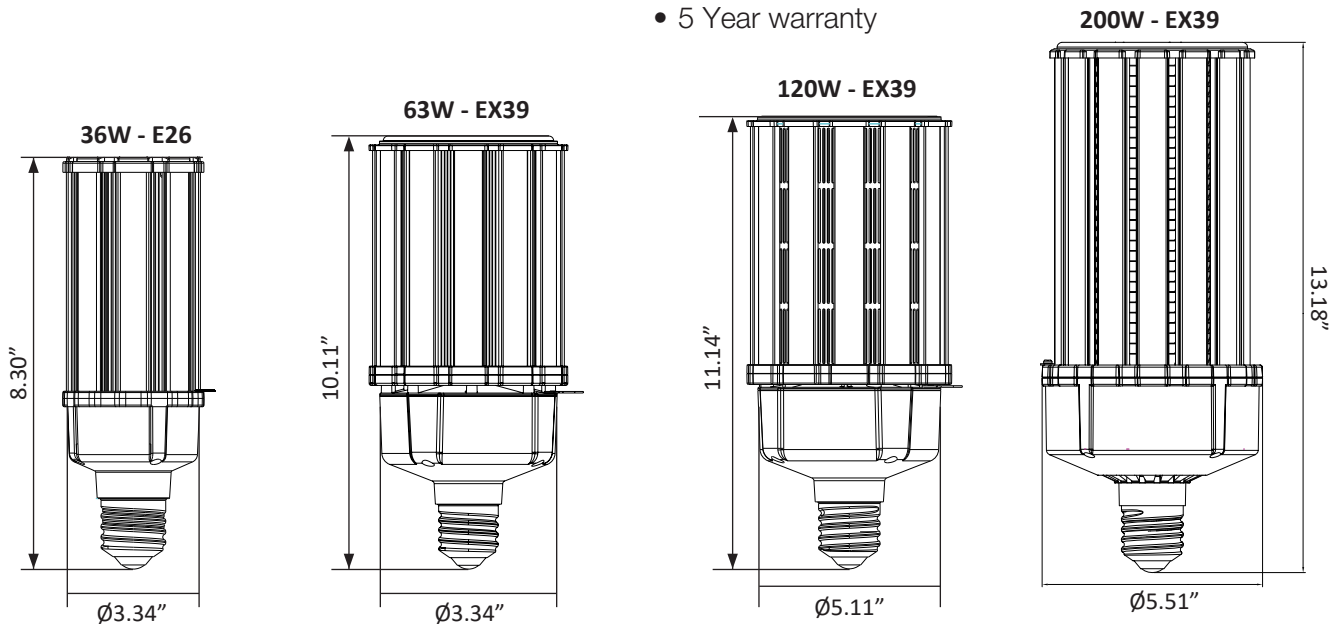
SKU #	Model #	Watt	Lumens	CCT	Housing Color	Dimming	CRI	Input Voltage	Certifications
154129	BLT-HB11-240WH2BT2A1-WH50	240W	33748Lm	5000K	White	0-10	>80	100-277V	UL & DLC

CROSS™



The Cross Cornbulb from Beyond LED Technology is the newest, most innovative and feature-rich product of 2021. Cross corn lights are wattage-adjustable corn bulbs designed for fully enclosed fixtures. Cross Corn bulbs are meant to save energy in fixtures that formerly utilized metal halide or high-pressure sodium lights while maintaining a high Lumen output. These high-output LEDs are ideal for post top lights, shoebox fixtures and other high intensity lighting.

- Up to 140 Lumens per watt
- Wattage adjustable
- Input Voltage 100-277Vac
- 4KV built-in surge protector & Fan-less design
- IP64 and dust proof rating
- High-reliability internal driver
- Can safely be used in enclosed fixtures
- Direct replacement for Metal Halide
- Beam Angle of 360° Degree
- UL & DLC Listed
- 5 Year warranty



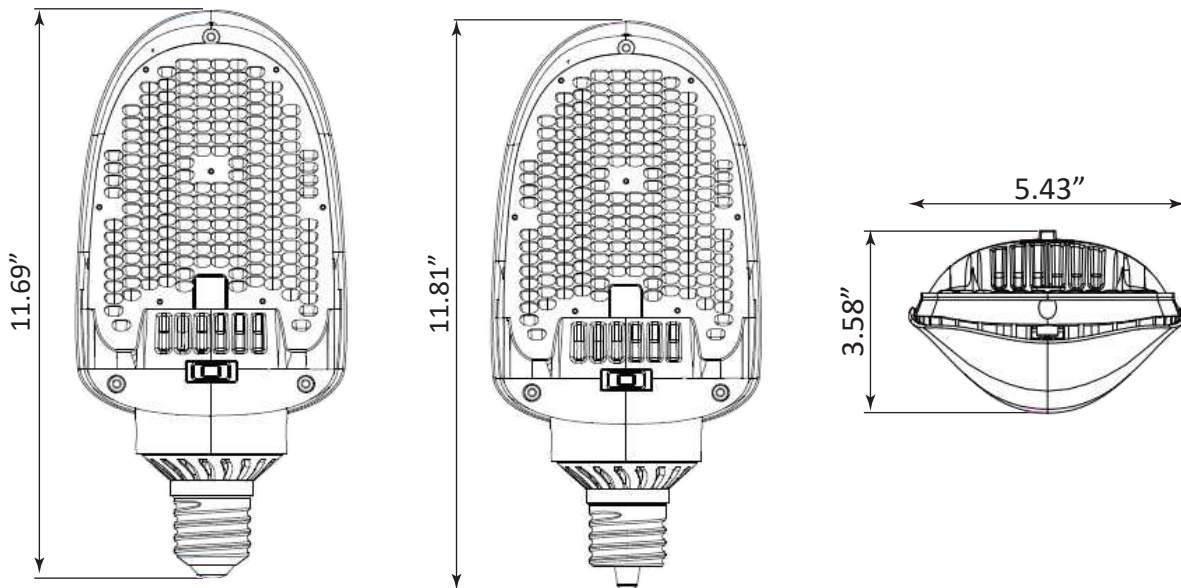
SKU #	Model #	Base	Wattage Adjustable	Lumens	CCT	IP	Input Voltage	Certifications
153464	BLT-CLW08E-036WBCA1-S50K	E26	18W/27W/36W	2550Lm/ 4525Lm	5000K	IP64	100V-277V	UL & DLC
153465	BLT-CLW08E-063WBCA1-EXS50K	EX39	45W/54W/63W	6390Lm/ 8229Lm	5000K	IP64	100V-277V	UL & DLC
153466	BLT-CLW08E-120WBCNA1-EXSP50K	EX39	80W/100W/120W	11360Lm/ 15857Lm	5000K	IP64	100V-277V	UL & DLC
156239	BLT-CLW08E-200WBCNA1-EXSP50K	EX39	150W/170W/200W	21300Lm/ 28400Lm	5000K	IP64	100V-277V	UL & DLC

KEENE™

Beyond LED Technology's KEENE LED Retrofit Flat Head Corn Bulb high wattage LED retrofits are designed to reduce the power consumed, in fixtures traditionally used with metal halide or high-pressure sodium lamps, while still producing a high Lumen output. This 2022 version has a noiseless fan and it's the smallest and shortest of its kind to fit such a wide range of fixtures. Suitable for use in enclosed fixtures, these high output LEDs are an excellent choice for post top lights, shoebox fixtures and other HID fixtures. The rotatable base allows you to aim the light where you need it. With 115° degree beam angle it saves 20-30% energy compared to a 360 bulb.



- Up to 111 Lumens per watt
- Wattage adjustable
- Input Voltage 100-277Vac
- Built-in Noise less High quality fan for best heat dissipation
- 4KV built-in surge protector
- IP64 dust proof rating
- High-reliability internal driver
- Can safely be used in enclosed fixtures
- UL & DLC Listed
- 5 Year warranty



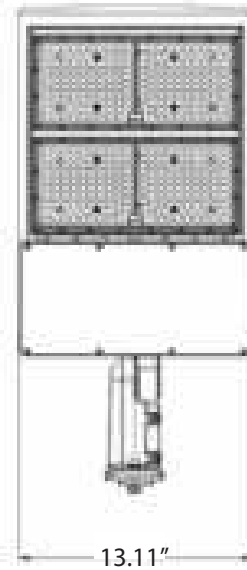
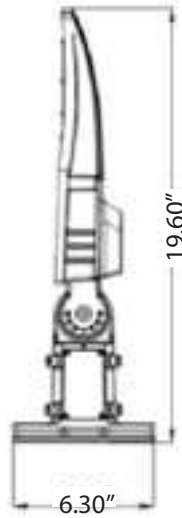
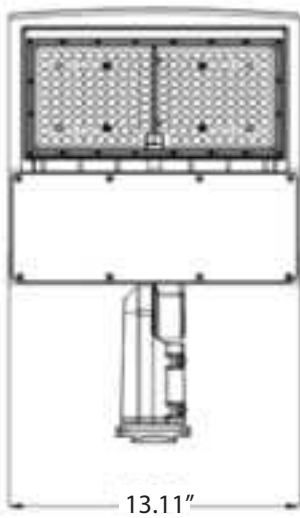
SKU #	Model #	Wattage Adjustable	Lumens	CCT	Input Voltage	Housing	IP	Dimming	Certifications
155916	BLT-CLH01B-115WJ3A1-E57K	75W/95W/115W	12824Lm	5700K	100-277V	Black	IP64	0-10V	UL & DLC

i9™ 5th Gen



Beyond LED Technology's i9 5th Gen Area light is the most economical and newest 2022 model. Our i9 5th Gen Area light offers high lumens per watt for maximum power savings and rebates from power companies. Our i9 5th Gen Area light is a perfect solution for lighting parking areas, loading docks and other general lighting applications.

- Up to 160 Lumens per watt
- Input voltage 120-277Vac
- 1-10V Dimming
- Easy to install and operate
- Optional Screw-in Photocell
- Multiple bracket options
- Housing Bronze & Grey
- UL & DLC listed
- 5 Year warranty

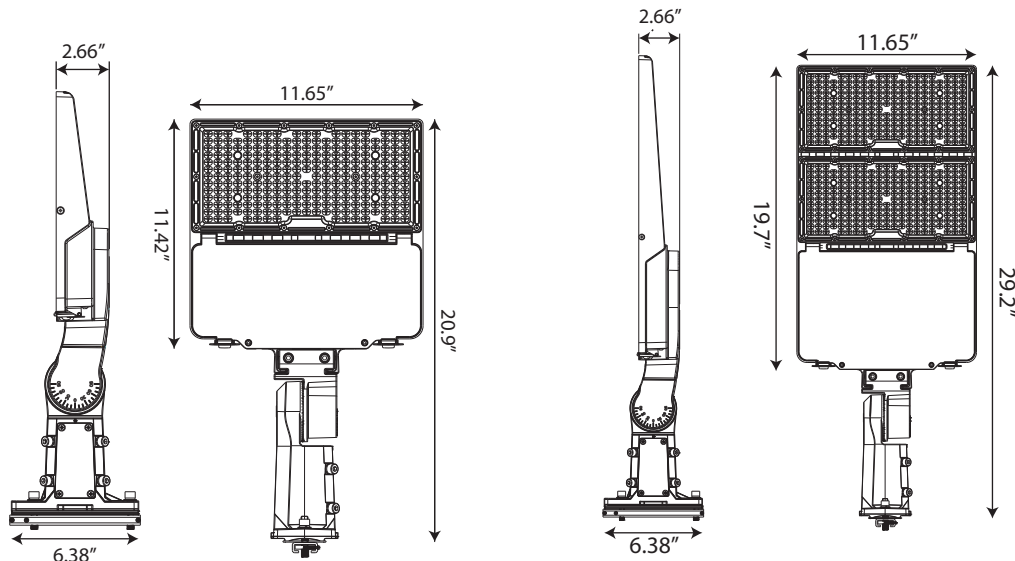



SKU #	Model #	Watt	Lumens	CCT	Input Voltage	IP	Housing	Dimming	Certifications
156260	BLT-S-G14B-100WBT3A4-BR10SP5	100W	16000Lm	5000K	120-277V	IP65	Bronze	1-10V	UL & DLC
155661	BLT-S-G14B-150WBT3A4-BR10SP50	150W	24000Lm	5000K	120-277V	IP65	Bronze	1-10V	UL & DLC
155662	BLT-S-G14B-300WBT3A4-BR10SP50	300W	48000Lm	5000K	120-277V	IP65	Bronze	1-10V	UL & DLC
155663	BLT-S-G14B-300WBT3A4-GR10SP50	300W	48000Lm	5000K	120-277V	IP65	Grey	1-10V	UL & DLC

i9™ 3rd Gen

Beyond LED Technology's i9 3rd Gen Area light is the most economical and newest 2022 model. Our i9 3rd Gen Area light offers high lumens per watt for maximum power savings and rebates from power companies. Our i9 3rd Gen Area light is a perfect solution for lighting parking areas, loading docks and other general lighting applications.

- Up to 130 Lumens per watt
- High Efficacy LumiLEDs
- Input Voltage 120-277Vac / 480Vac
- Ultra thin sleek design
- Optional Screw-in photocell
- Universal bracket fits most applications
- Heat resistant polycarbonate optical lens
- Die Cast Aluminum
- UL & DLC Listed
- 5 Year warranty



SKU #	Model #	Watt	Lumens	CCT	Input Voltage	IP	Housing	Dimming	Certifications
154309	ZPS-ZD471-150W.V1-50K-E11-J3-F1-PSP-T3	150W	19500Lm	5000K	120-277V	IP65	Bronze	0-10V	UL & DLC
154324	ZPS-ZD471-150W.V9-50K-E11-J3-F1-PSP-T3	150W	19500Lm	5000K	200-480V	IP65	Bronze	0-10V	UL & DLC
154310	ZPS-ZD471-300W.V1-50K-E11-J3-F1-PSP-T3	300W	39000Lm	5000K	120-277V	IP65	Bronze	0-10V	UL & DLC

i9™ Premium



Beyond LED Technology's i9 Premium Area light is the most economical and newest 2021 model. Our i9 Premium Area light offers high lumens per watt for maximum power savings and rebates from power companies. Our i9 Premium Area light is a perfect solution for lighting parking areas, loading docks and other general lighting applications.

- Up to 135 Lumens per watt
- Input Voltage 120-277Vac
- High Efficacy LumiLEDs
- Ultra thin sleek design
- Built-In 10 KV Surge protection
- Optional Screw-in photocell
- Multiple bracket options
- Heat resistant polycarbonate optical lens
- Die Cast Aluminum in White, Bronze, Grey & Black
- UL & DLC Listed
- 5 Year warranty



Black SKU # 151706
Bronze SKU # 151707
White SKU # 151708
Grey SKU # 153512




Black SKU # 151709
Bronze SKU # 151710
White SKU # 151711
Grey SKU # 153511



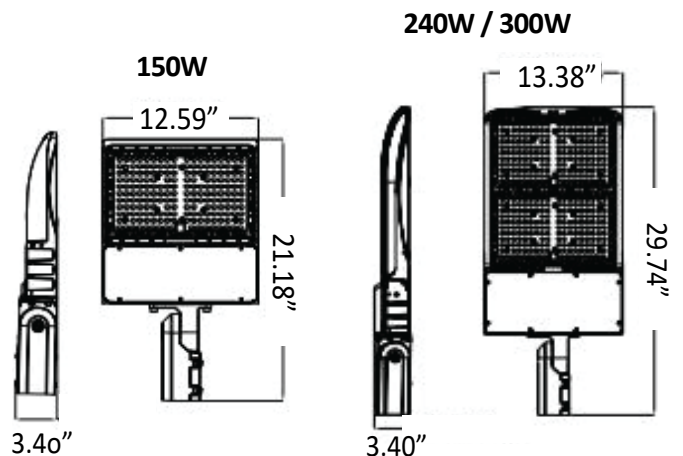
Black SKU # 151712
Bronze SKU # 151713
White SKU # 151714
Grey SKU # 153510



Black SKU # 151881
Bronze SKU # 151882
Black SKU # 151883
Bronze SKU # 151884



Black SKU# 153578
Bronze SKU# 153579
White SKU# 153580
Grey SKU # 155375

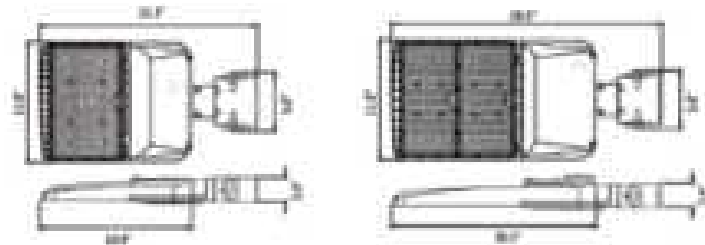
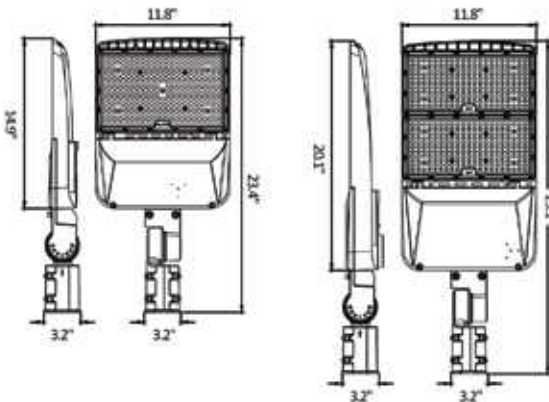


SKU #	Model #	Watt	Lumens	CCT	Input Voltage	IP	Housing	Dimming	Certifications
153575	BLT-SB03D-150WJT3A1-BH10SP50	150W	20489LM	5000K	120-277V	IP65	Black	0-10V	UL & DLC
154099	BLT-SB03D-200WJT3A1-BH10SP50	200W	25971LM	5000K	120-277V	IP65	Black	0-10V	UL & DLC
154197	BLT-SB03D-240WJT3A1-BR10SP50	240W	32784LM	5000K	120-277V	IP65	Bronze	0-10V	UL & DLC
153503	BLT-SB03D-150WJT3A1-GR10SP50	150W	20489LM	5000K	120-277V	IP65	Grey	0-10V	UL & DLC
153502	BLT-SB03D-150WJT3A1-WH10SP50	150W	20489LM	5000K	120-277V	IP65	White	0-10V	UL & DLC
153577	BLT-SB03D-300WJT3A1-WH10SP50	300W	41254LM	5000K	120-277V	IP65	White	0-10V	UL & DLC

BLUE™

Beyond LED Technology's BLUE Area light is the most economical and newest 2022 model. Our BLUE Area light offers high lumens per watt for maximum power savings and rebates from power companies. Our BLUE Area light is a perfect solution for lighting parking areas, loading docks and other general lighting applications.

- Up to 153 Lumens per watt
- Input Voltage 120-277Vac
- High Efficacy LumiLEDs
- Ultra thin sleek design
- Optional Screw-in photocell
- Multiple bracket options
- Heat resistant polycarbonate optical lens
- Die Cast Aluminum
- UL & DLC Listed
- 5 Year warranty



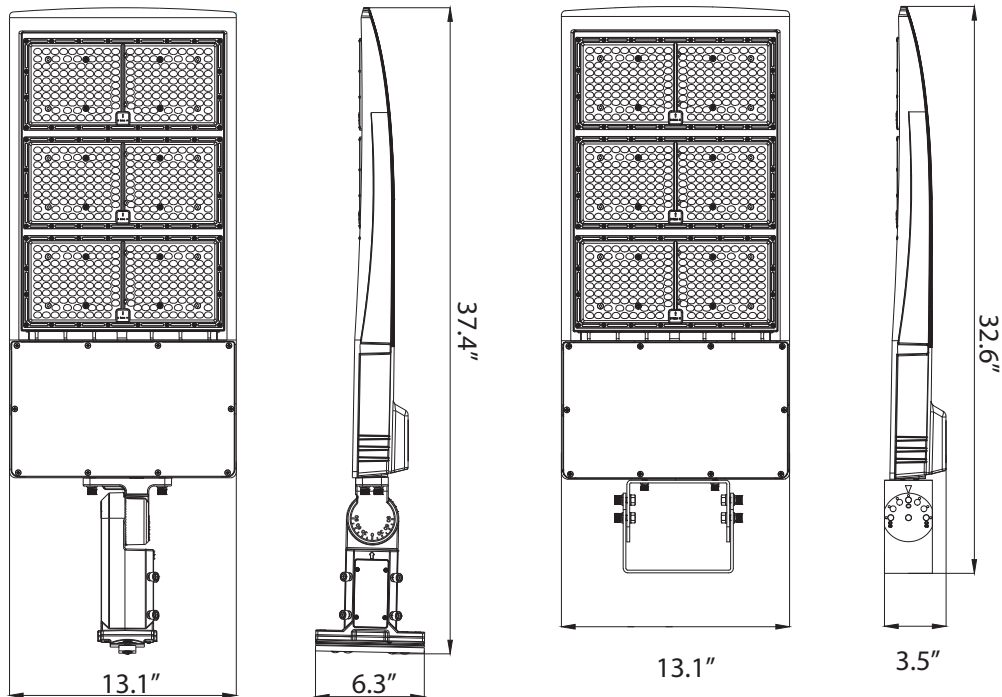
SKU #	Model #	Watt	Lumens	CCT	IP	Housing	Input Voltage	Dimming	Certifications
155529	BLT-XALH150W50 KT3PADP	150W	22950Lm	5000K	IP65	Bronze	120V-277V	1-10V	UL & DLC
155528	BLT-XALH310W50 KT3PADP	Wattage Adj. 240W/260W/280W/310W	36720Lm 47430Lm	5000K	IP65	Bronze	120V-277V	1-10V	UL & DLC
156243	BLT-XALH310W50 KT3PADP	Wattage Adj. 240W/260W/280W/310W	36720Lm 47430Lm	5000K	IP65	Black	120V-277V	1-10V	UL & DLC
156242	BLT-XALH310W50 KT3PADP	Wattage Adj. 240W/260W/280W/310W	36720Lm 47430Lm	5000K	IP65	Bronze	277V-480V	1-10V	UL & DLC
156166	BLT-XALH150W50 KT3PADP	Wattage Adj. 100W/120W/150W	15300Lm 22950Lm	5000K	IP65	White	277-480V	1-10V	UL & DLC
156167	BLT-XALH310W50 KT3PADP	Wattage Adj. 240W/260W/310W	36720Lm 47430Lm	5000K	IP65	White	277-480V	1-10V	UL & DLC

i10™ 2nd Gen



Beyond LED Technology's i10 2nd Gen Area light is the most economical and newest 2023 model. Our i10 Area light offers high lumens per watt for maximum power savings and rebates from power companies. Our i10 2nd Gen Area light is a perfect solution for lighting parking areas, loading docks and other general lighting applications.

- Up to 160 Lumens per watt
- Input Voltage 120-277Vac
- Dimmable 1-10V
- Ultra thin sleek design
- Several bracket options
- Heat resistant polycarbonate optical lens
- Die Cast Aluminum Bronze Housing
- UL & DLC Listed
- 5 Year warranty



SKU #	Model #	Watt	Lumens	CCT	Input Voltage	IP	Housing	Dimming	Certifications
156599	BLT-S-G07-450WJT3B3-BR50	450W	72000Lm	5000K	120-277V	IP65	Bronze	1-10V	UL & DLC

BEAR™

Beyond LED Technology's Newest Bear Area light is the most unique and revolutionary product of 2021. It's the worlds first Wattage and CCT Adjustable Area light. Our 300 Watt light's Wattage can be adjusted to 200 Watts and 240 Watts. Our 150 Watt light's Wattage can be adjusted to 120 Watts and 100 Watts. Also our Bear offers CCT adjustment to 4000K, 5000K, and 5700K. Our Bear Area Lights have a new heat sink design that ensures that the light stays cool and extends its life.

- Up to 135 Lumens per watt
- Wattage & CCT Adjustable
- Input Voltage 100-277Vac / 480Vac optional
- High Efficiency BridgeLux Chips
- Ultra thin sleek design
- Optional 3 pin Screw-in photocell
- Built-in 10KV Surge protector
- Several bracket options
- Heat resistant polycarbonate optical lens
- Die Cast Aluminum housing
- Available in Black Housing
- IP65 Rated
- UL & DLC Approved
- 5 Year warranty



Slip Fitter




Straight Arm



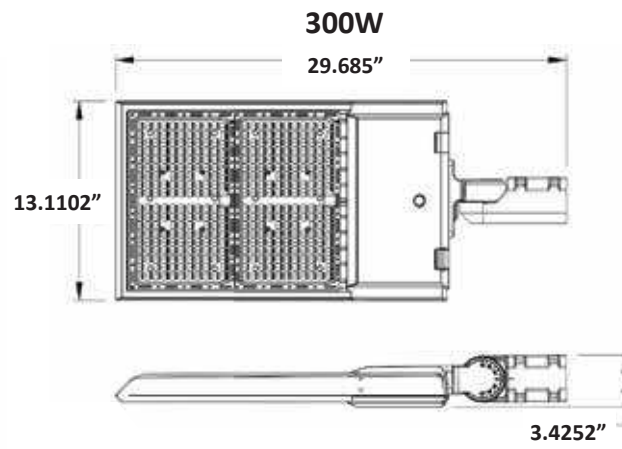
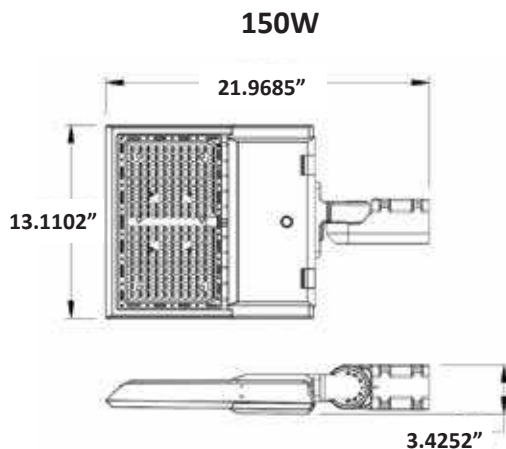
Yoke Mount



Optional Photocell



Universal Bracket



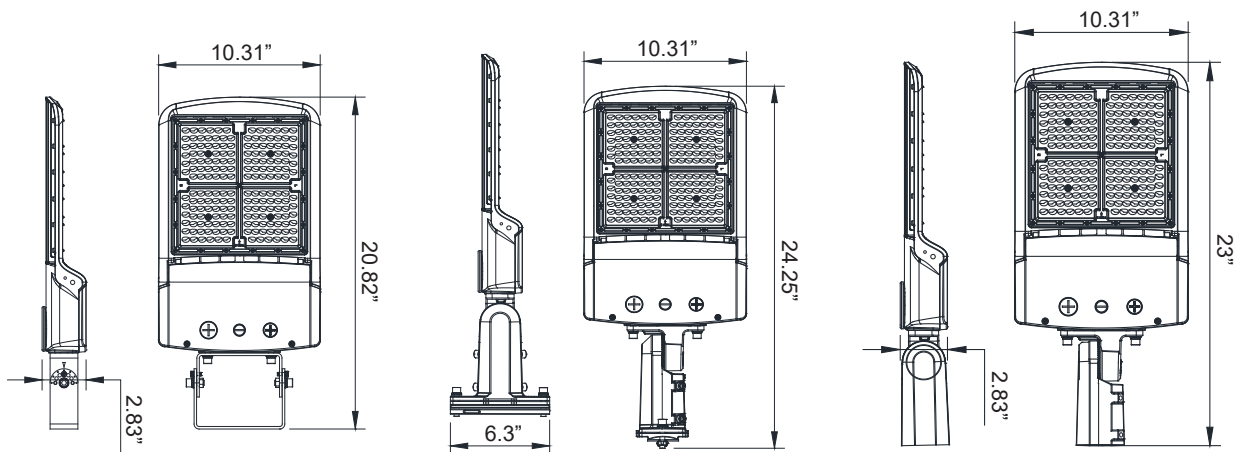
SKU #	Model #	Wattage Adjustable	Lumens	CCT Adjustable	IP	Input Voltage	Housing	Certifications
151630	BLT-S-GB-150WJT3A4-BHW40/50/57	150W 120W/100W	20291Lm/ 22000Lm/20000Lm	4K/5K/5700K	IP65	100V - 277V	Black	UL & DLC
151631	BLT-S-GB-300WJT3A3-BHW40/50/57	300W 240W/200W	41312Lm/ 43500Lm/40000Lm	4K/5K/5700K	IP65	100V - 277V	Black	UL & DLC

ZOHO™ 5th Gen



The ZOHO 5th Gen Area Light is included amongst Beyond LED Technology's best-selling products, with over 200,000 pieces sold in the last eight years. The ZOHO 5th Gen Area Light offers high efficacy, with up to 170 lumens per watt for maximum power savings and rebates from power companies. These Area Lights have a new heat sink design that ensures a longer lifespan for the products. These products are a perfect solution primarily for outdoor applications such as lighting parking areas, loading docks and other general lighting applications.

- Up to 170 Lumens per watt
- Wattage Adjustable
- Universal 120-277Vac / 480Vac optional
- Dimmable 0-10V
- Optional Screw-in photocell
- Ultra-thin sleek design
- Built-in 6KV Surge protector
- Multiple bracket options
- Heat-resistant polycarbonate optical lens
- Die-Cast Aluminum Housing
- UL & DLC Listed
- 5 Year warranty



SKU #	Model #	Wattage Adjustable	Lumens	CCT	Housing	Input Voltage	Dimming	Certifications
156180	BLT-S-G12C-150WBT3SA2-BR10SP50W	100W/120W/150W	25500Lm	5000K	Bronze	120V-277V	0-10V	UL & DLC
156179	BLT-S-G12C-300WBT3SA2-BR10SP50W	200W/240W/300W	51000Lm	5000K	Bronze	120V-277V	0-10V	UL & DLC
156241	BLT-S-G12C-300WBT3SA2-BH10SP50W	200W/240W/300W	51000Lm	5000K	Black	120V-277V	0-10V	UL & DLC
156181	BLT-S-G12C-300WBT3SH2-BR10SP50	300W	51000Lm	5000K	Bronze	277V-480V	0-10V	UL & DLC

ZOHO™ 4th Gen. Premium

Our best selling ZOHO Area light, with over 200,000 pieces sold in the last three years, Beyond LED Technology's New ZOHO 4th Gen Area light is improved and the most unique and revolutionary product of 2021. Our ZOHO 4th Gen offers high efficacy, with up to 180 lumens per watt for maximum power savings, and rebates from power companies. Our ZOHO 4th Gen Area Lights have a new heat sink design that ensures that the light stays cool and extends its life. This Area light is a perfect solution for lighting parking areas, loading docks and other general lighting applications.



- Up to 170 Lumens per watt
- Input Voltage 100-277Vac / 480Vac optional
- High Efficacy Bridgelux 3030 Chips
- Ultra thin sleek design
- Optional 3 pin Screw-in photocell
- Built-in 10KV Surge protector
- Multiple bracket options
- Heat resistant polycarbonate optical lens
- Die Cast Aluminum housing
- UL & DLC Listed
- 5 Year warranty



Universal Mount

SKU # 153513



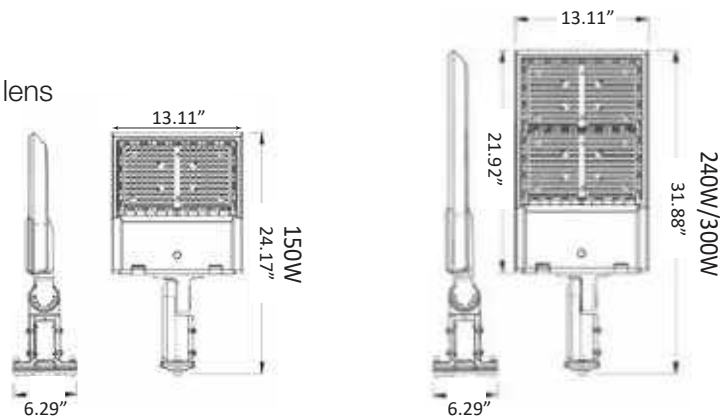
Yoke Mount

SKU # 153514



Optional Photocell

SKU # 110786

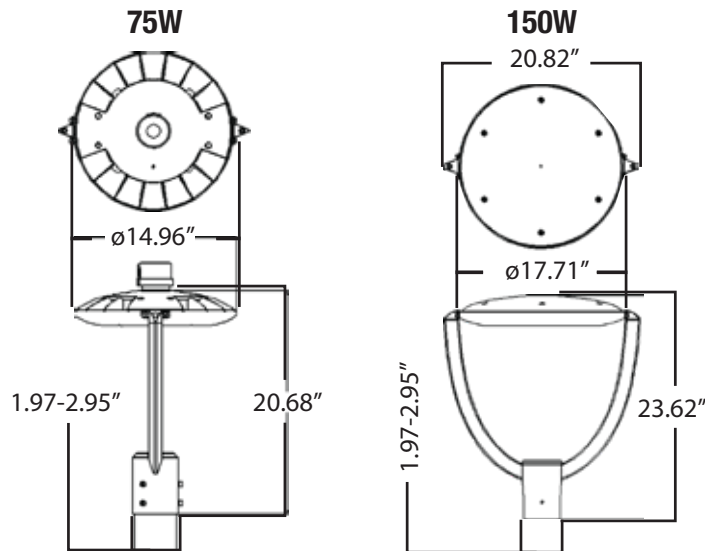


SKU #	Model #	Watt	Lumens	CCT	IP	Housing	Input Voltage	Dimming	Certifications
155944	BLT-S-GB-150WJ30T3A5-BH10SP5	150W	25389Lm	5000K	IP65	Black	100-277V	0-10V	UL & DLC
153505	BLT-S-GB-150WJ30T3A6-GR10SP50	150W	25389Lm	5000K	IP65	Grey	100-277V	0-10V	UL & DLC
154192	BLT-S-GB-150WJ30T3A6-BR10SP50	150W	25389Lm	5000K	IP65	Bronze	100-277V	0-10V	UL & DLC
155448	BLT-S-GB-150WJ30T3A6-BR10SP50	150W	25389Lm	5000K	IP65	Bronze	240-480V	0-10V	UL & DLC
154193	BLT-S-GB-240WJ30T3A5-BR10SP50	240W	40686Lm	5000K	IP65	Bronze	100-277V	0-10V	UL & DLC
153509	BLT-S-GB-300WJ3030T3H2-BR10SP50	300W	50803Lm	5000K	IP65	Bronze	277-480V	0-10V	UL & DLC
154101	BLT-S-GB-300WJ30T3A5-BR10SP50	300W	49795Lm	5000K	IP65	Bronze	100-277V	0-10V	UL & DLC
153507	BLT-S-GB-300WJ30T3A5-GR10SP50	300W	49795Lm	5000K	IP65	Grey	100-277V	0-10V	UL & DLC
154100	BLT-S-GB-300WJ30T3A5-BH10SP50	300W	49795Lm	5000K	IP65	Black	100-277V	0-10V	UL & DLC



Beyond LED Technology's AV Circular Post Top Garden Light is another great option when it comes to replacing multiple lights. Due to its circular design, this light gives you 120° of lighting rather than lights that can only be directed in one direction. This makes this light perfect for parking lots and sidewalks etc. The 150W is 5000K and the 75W model is 3000K 4000K 5000K CCT Adjustable.

- Up to 120 Lumens per watt
- 3000K 4000K 5000K CCT Adjustable
- Replaces exiting HID fixtures up to 400 watts
- Dusk-to-dawn photocell option
- Die-Cast aluminum housing
- Heat resistant polycarbonate optical lens
- 120 degree beam angle
- IP65 Waterproof Rated
- Bronze Housing
- Universal 100-277Vac
- UL & DLC Listed
- 5 Year warranty

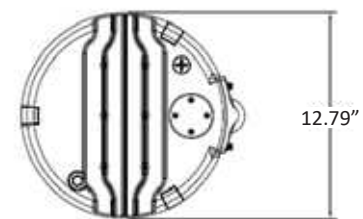
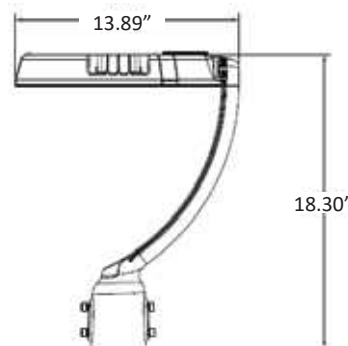
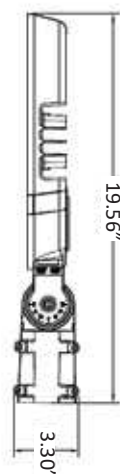
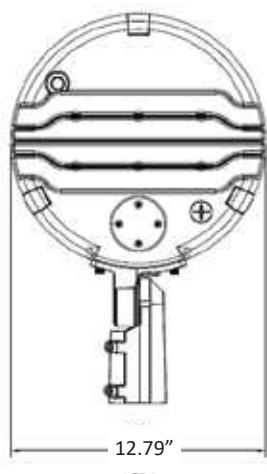


SKU #	Model #	Watt	Lumens	CCT	Housing	Dimming	IP	Input Voltage	Certifications
151235	BLT-GS02B-75WWBCGDA1-BR30/40/50	75W	8033Lm	Adjustable 3K/4K/5K	Bronze	0-10V	IP65	100-277V	UL & DLC
151237	Optional Photocell								

AV™ 2nd Gen

Beyond LED Technology's AV 2nd Gen Circular Post Top Garden Light is another great option when it comes to replacing multiple lights. Due to its circular design, this light gives you 120° of lighting rather than lights that can only be directed in one direction. This makes this light perfect for parking lots and sidewalks etc.

- Up to 128 Lumens per watt
- CCT Adjustable 4000K / 5000K
- Input Voltage 100-277Vac
- Replaces exiting HID fixtures up to 400 watt
- Dusk-to-dawn photocell option
- Die-Cast aluminum housing
- Optional Screw-in Photocell
- Heat resistant polycarbonate optical lens
- Beam Angle 120° Degree
- IP65 Waterproof Rated
- Housing Bronze
- UL & DLC Listed
- 5 Year warranty



SKU #	Model #	Watt	Lumens	CCT Adjustable	Housing	Input Voltage	Certifications
155651	BLT-GS03-150WBT5A1-BR10SPGM40/50	150W	19200Lm	4000K / 5000K	Bronze	100V-277V	UL & DLC
151237	Optional Photocell						

ZOHO™



Beyond LED's Zoho Flood lights are the best solutions to replace HID lamps. Superior performance and robust design make this product suitable for any general purpose floodlighting application such as landscape, signage and accent lighting in heavy commercial and residential applications.

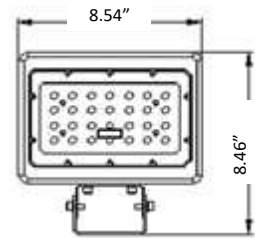
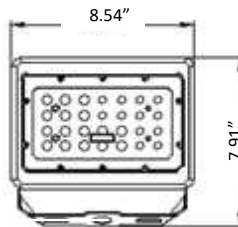
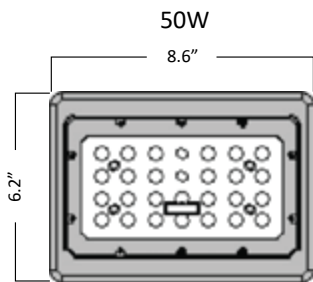
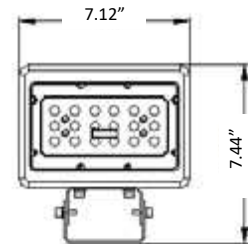
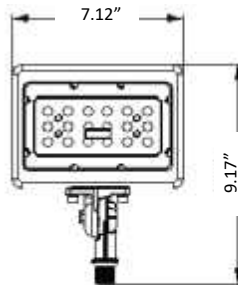
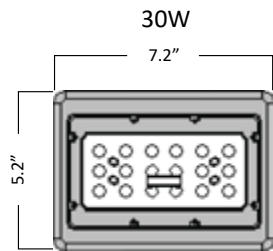
- Up to 135 Lumens per watt
- Input Voltage 100-277Vac
- Standard attached U-bracket with optional Yoke and Knuckle mount
- Die-Cast aluminum housing
- Heat resistant polycarbonate optical lens
- UL & DLC Listed
- 5 Year warranty



Knuckle Mount
SKU: 151662



Yoke Mount
SKU: 151162



SKU #	Model #	Watt	Lumens	CCT	Housing	Type	Input Voltage	Certifications
151144	BLTSFLD30WAT1A1-50K	30W	3819Lm	5000K	Black	Knuckle	100-277Vac	UL & DLC
151661	BLTSFLD50WAT1A1-50K	50W	7048Lm	5000K	Bronze	U-Bracket	100-277Vac	UL & DLC

PENGUIN™

Beyond LED Technology's Penguin Flood light is the most unique and newest 2021 model. This Hybrid light offers 150 lumens per watt for maximum power savings and rebates from power companies. Penguin is ideal to replace Halogen lampstand comes with a U-Bracket mount. Penguin is the hybrid solution which can be used as flood light and also as area light. Penguin Hybrid light is rated IP66 and can be used as UP-LIGHT to light up buildings and monuments.



- Up to 150 Lumens per watt
- Input Voltage 100-277Vac
- High Efficacy SMD2835 chips
- Ultra thin sleek design
- Glass lens for better illumination & high efficiency
- Rated IP66
- 120° Degree Beam Angle
- Standard U-Bracket Mount
- Optional Yoke mount and Slip fitter
- Die Cast Aluminum housing
- Available in Bronze Housing
- UL & DLC Listed
- 5 Year warranty

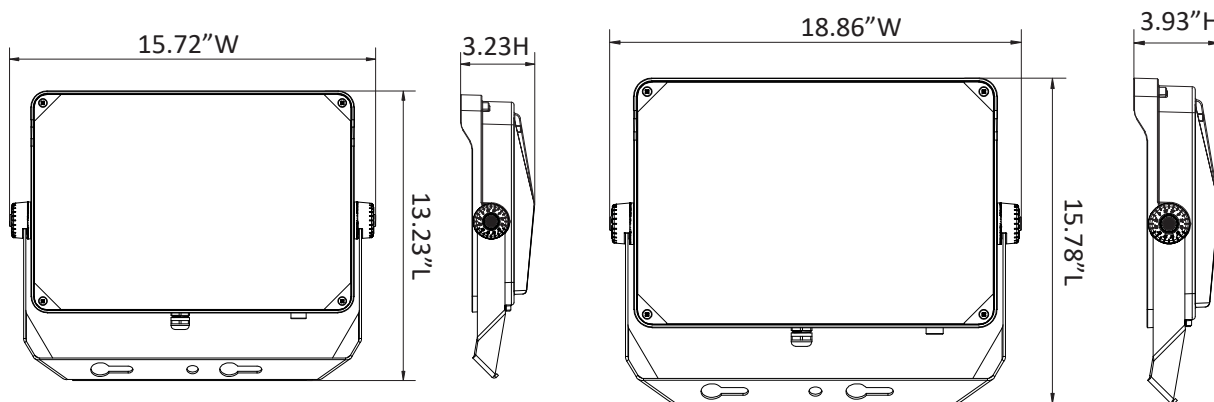
Optional Mounts



Yoke Mount
SKU: 152835



Slip Fitter
SKU: 152836



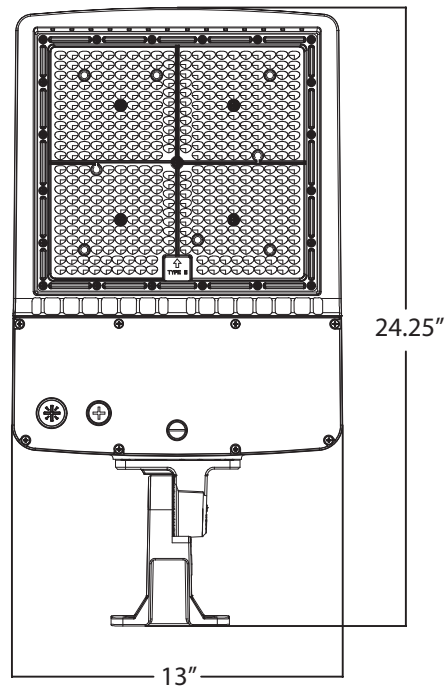
SKU #	Model #	Watt	Lumens	CCT	IP	Type	Housing	Input Voltage	Certifications
152833	BLT-FLE150W-50KSV-P-S	150W	21750lm	5000K	IP66	Flood Light	Bronze	100-277Vac	UL & DLC
152834	BLT-FLE240W-50KSV-P-S	240W	34800lm	5000K	IP66	Flood Light	Bronze	100-277Vac	UL & DLC

POLAR™ 5th Gen



Beyond LED Technology's POLAR 5th Gen Flood light is the most economical and newest 2023 model. Our POLAR 5th Gen Flood light offers high lumens per watt for maximum power savings and rebates from power companies. This flood light is ideal to replace Halogen lamps and comes with a Yoke mount. Our POLAR 5th Gen Flood light is an extremely cost effective solution, great for illuminating yards, driveways, signage and security applications.

- Up to 140 Lumens per watt
- Wattage Adjustable 200W/240W/300W
- Input Voltage 120-277Vac
- Optional Screw-in Photocell
- Ultra thin sleek design
- Standard Yoke Mount bracket included
- Heat resistant polycarbonate optical lens
- Die Cast Aluminum housing
- Bronze Housing
- UL & DLC Listed
- 5 Year warranty



SKU #	Model #	Wattage Adj.	Lumens	CCT	Housing	Photocell	Input Voltage	Certifications
156596	BLT-SB19-300WBT3A1-BR10SPYMW50	200W/240W/300W	42000Lm	5000K	Bronze	Optional Screw-in Photocell	120-277V	UL & DLC

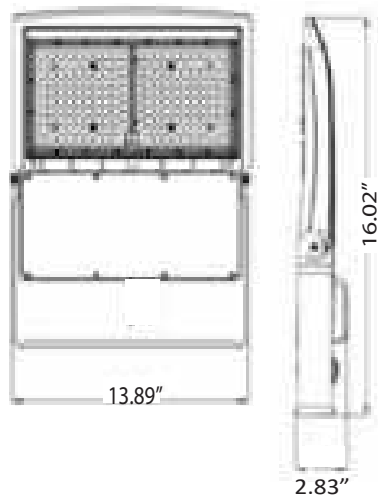
POLAR™ 2nd Gen

Beyond LED Technology's POLAR 2nd Gen Flood light is the most economical and newest 2022 model. Our POLAR 2nd Gen Flood light offers high lumens per watt for maximum power savings and rebates from power companies. This flood light is ideal to replace Halogen lamps and comes with a U-Bracket mount. Our POLAR 2nd Gen Flood light is an extremely cost effective solution, great for illuminating yards, driveways, signage and security applications.

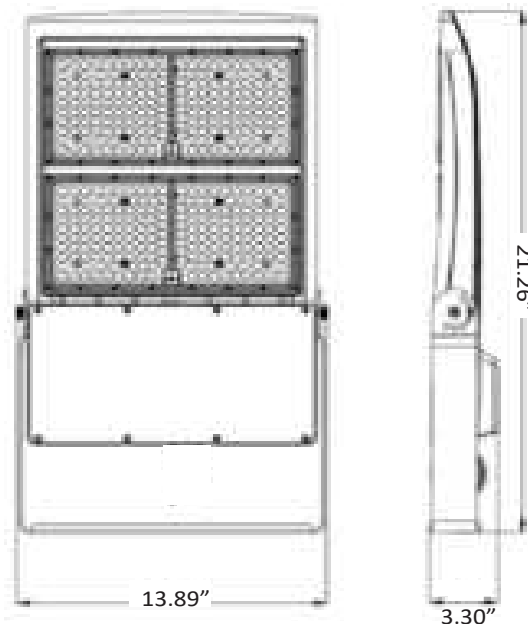
- Up to 160 Lumens per watt
- Input Voltage 100-277Vac
- High Efficacy LumiLEDs
- Ultra thin sleek design
- Optional Screw-in Photocell
- Built-in U-Bracket Mount
- Heat resistant polycarbonate optical lens
- Die Cast Aluminum
- Bronze Housing
- UL & DLC Listed
- 5 Year warranty



150 Watt



300 Watt



SKU #	Model #	Watt	Lumens	CCT	Housing	Photocell	Input Voltage	Certifications
156237	BLT-S-G14-150WBT3A4-BR10SPFM50	150W	24000Lm	5000K	Bronze	Optional Screw-in Photocell	120-277V	UL & DLC
155903	BLT-S-G14-300WBT3A4-BR10SPFM50	300W	48000Lm	5000K	Bronze		120-277V	UL & DLC

ATLAS™



Beyond LED's ATLAS Flood light is the newest design for 2021 and comes with adjustable CCT which makes this product very unique. This flood light is ideal to replace Halogen lamps and comes with U-Bracket and optional Knuckle and Yoke mounts. This flood light is an extremely cost effective solution, great for illuminating yards, driveways, signage and security applications.

- Up to 125 Lumens per watt
- CCT Adjustable 3000K / 4000K / 5000K
- Input Voltage 100-277Vac
- Standard attached U-bracket with optional Yoke and Knuckle mount
- Die-Cast aluminum housing
- Heat resistant polycarbonate optical lens
- UL & DLC Listed
- 5 Year warranty




Optional Knuckle Mount
SKU: 151387

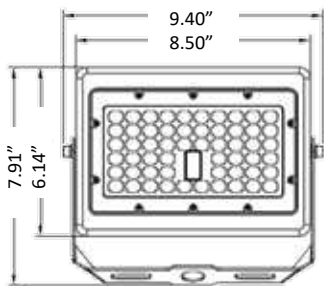


Optional Yoke Mount
SKU: 151234

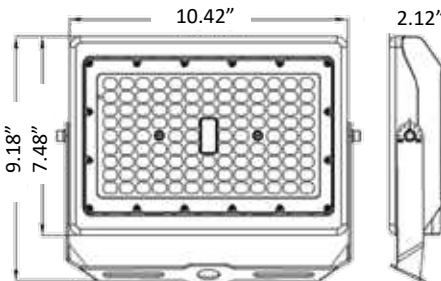
Adjustable 3000K/4000K/5000K CCT Button



U-Bracket Mount



50W



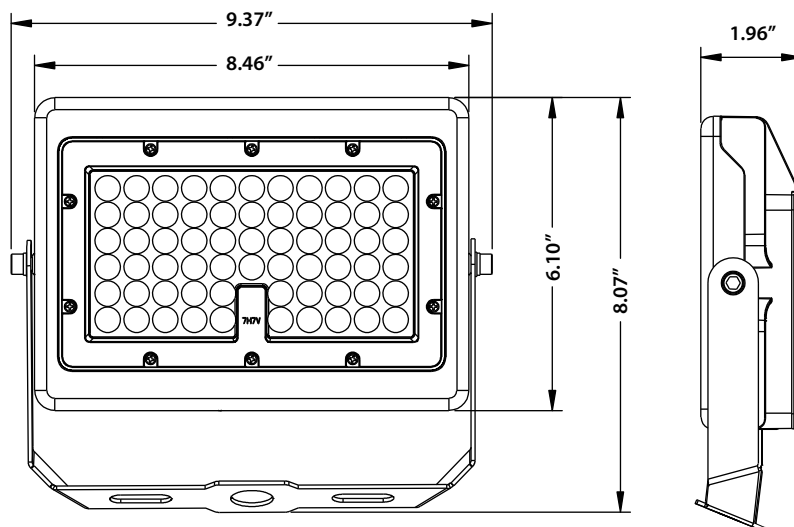
90W

SKU #	Model #	Watt	Lumens	CCT	Type	Input Voltage	Certifications
151385	BLT-FL06-50WCH8A1-BRFMCA30/40/50	50W	6090Lm	3K/4K/5K	U-Bracket	100-277Vac	UL & DLC
151233	BLT-FL06-90WCH8A1-BRFMCA30/40/50	90W	11321Lm	3K/4K/5K	U-Bracket	100-277Vac	UL & DLC

ATLAS™ 2nd Gen

Beyond LED's ATLAS 2nd Gen Flood light is the newest design for 2023 and comes with adjustable CCT and built-in photocell which makes this product very unique. Atlas 2nd Gen flood light is ideal to replace Halogen lamps and comes with U-Bracket, optional Knuckle and Yoke mount. This flood light is an extremely cost-effective solution, great for illuminating yards, driveways, signage and security applications.

- Up to 136 Lumens per watt
- Input Voltage 120-277Vac
- CCT adjustable 3000K / 4000K / 5000K
- Beam Angle 150° Degree
- Standard U Bracket Mount
- Heat resistant polycarbonate optical lens
- IP65 Rated
- UL & DLC listed
- 5 Year warranty



SKU #	Model #	Watt	Lumens	CCT Adjustable	Housing	Dimming	IP	Input Voltage	Certifications
156254	BLT-FL06E-80WBH8DA1-BRFM30/40/50	80W	10880lm	3K / 4K / 5K	Bronze	0-10V	IP65	120-277Vac	UL & DLC

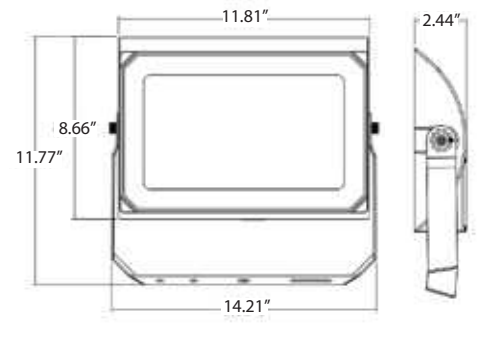
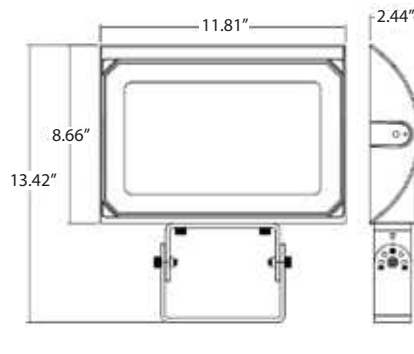
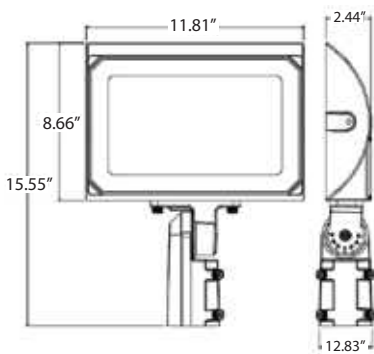
HILO™



Beyond LED's HILO Flood lights are the best solutions to replace HID lamps. Our HILO Flood light comes with DOB (driver on board) technology, offers high lumens per watt for maximum power savings and rebates from power companies. HILO Flood Light comes with Knuckle mount and optional U-Bracket. Superior performance & robust design makes this product suitable for any general-purpose floodlighting application such as landscape, signage and accent lighting in heavy commercial & residential applications.



- Up to 110 Lumens per watt
- Input Voltage 120Vac
- DOB (driver on board) technology
- Beam Angle 115° Degree
- Integral LED driver (non-isolated), eliminates the need for an external driver or ballast
- High Quality & Efficacy SMD2835 Chips
- IP65 Rated
- UL & DLC listed
- 3 Year warranty

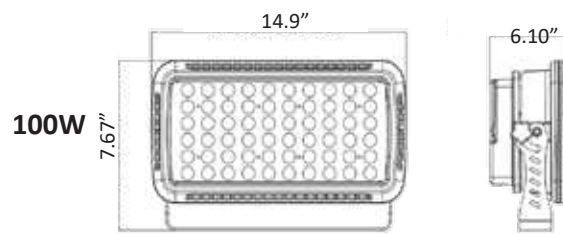
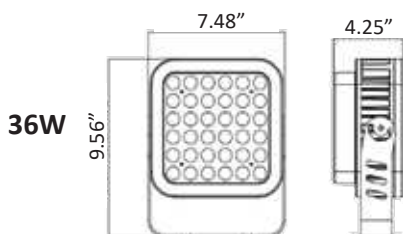


SKU #	Model #	Watt	Lumens	CCT	Housing	Dimming	IP	Input Voltage	Certifications
155664	BLT-FLD01-50WJCGA2-BRAM50	50W	5500Lm	5000K	Bronze	0-10V	IP65	120Vac	UL
156192	BLT-FLD01-80WJCGA2-BRAM50	80W	8800Lm	5000K	Bronze	0-10V	IP65	120Vac	UL
155665	BLT-FLD01-100WJCGA2-BRAM50	100W	11000Lm	5000K	Bronze	0-10V	IP65	120Vac	UL
155666	BLT-FLD01-150WJCGA3-BRAM50	150W	19950Lm	5000K	Bronze	0-10V	IP65	120-277Vac	UL & DLC

LSL™

Our New 2021 LSL Flood lights are the best solutions for landscaping, signage, and accent lighting in heavy commercial and residential applications. Our 100W LSL is a power-packed, narrow-beam spotlight that produces high lumens to illuminate objects up to 98 feet away and our 36W up to 49ft. Its great for lighting flags, monuments, steeples and bridges.

- High Lumens per watt
- Input Voltage 100-277Vac
- RGB lights - High Lm 3-in-1 Osram LED Chips
Single color lights - High Lm Bridgelux LED Chips
- RGB models are controlled by an APP to generate maximum colors
- Die-Cast aluminum housing
- Heat resistant polycarbonate optical lens
- IP65 rating and many beam angles
- Optional DMX512 Controller
- RGB Flood light includes Controller & Driver
- ETL Listed
- 5 Year warranty



SKU #	Model #	Watt	Lumens	CCT	Beam Angle	Housing	Input Voltage	Certifications
151329	BLT-FL02-SQ03	36W	N/A	RGB	36°	Grey	100-277Vac	ETL
151334	BLT-FL02-SQ03	36W	N/A	BLUE	30°	Grey	100-277Vac	ETL
151350	BLT-FL02-SQ03	36W	3200Lm	3000K	8°	Grey	100-277Vac	ETL
151351	BLT-FL02-SQ04	36W	N/A	GREEN	8°	Grey	100-277Vac	ETL
151330	BLT-FL07-01	100W	N/A	RGB	36°	Grey	100-277Vac	ETL
151331	BLT-FL07-02	100W	9000Lm	3000K	30°	Grey	100-277Vac	ETL
151332	BLT-FL07-03	100W	N/A	GREEN	30°	Grey	100-277Vac	ETL
151333	BLT-FL07-04	100W	N/A	BLUE	30°	Grey	100-277Vac	ETL

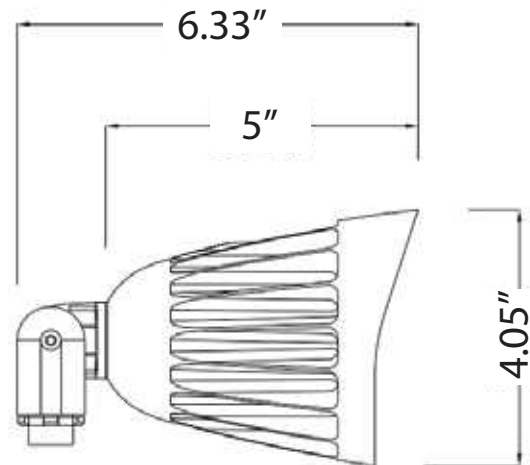
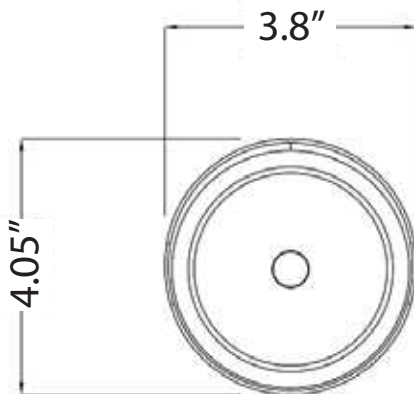
BOISE™

2nd Gen



Beyond LED's Boise 2nd Gen Landscaping lights are the best solutions to replace HID lamps. Superior performance and robust design make this product suitable for any general purpose landscape lighting application such as garden, signage and accent lighting in heavy commercial and residential applications. Its great for lighting flags, monuments, steeples and bridges.

- Up to 135 Lumens per watt
- Input Voltage 120-277Vac
- CCT Adjustable
- Ground Stake mounting
- Beam Angle 85° Degree
- Die-cast aluminum housing
- Transparent polycarbonate optical lens
- IP65 Rated
- Instant start, NO flickering, NO humming
- UL & DLC Listed
- 5 Year warranty



SKU #	Model #	Watt	Lumens	CCT	Mount	Housing	Input Voltage	Certifications
155667	BLT-FL17-13WBH5DA1-BR30/40/50	13W	1820Lm	3K/4K/5K	Ground Stake & Knuckle Mount	Bronze	120-277V	UL & DLC
155668	BLT-FL17-25WBH5DA1-BR30/40/50	25W	3375Lm	3K/4K/5K	Knuckle Mount	Bronze	120-277V	UL & DLC

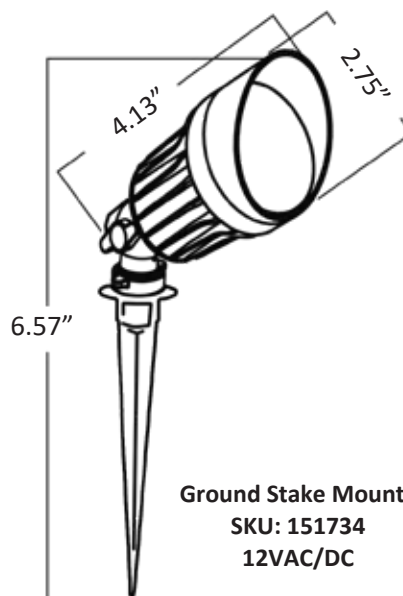
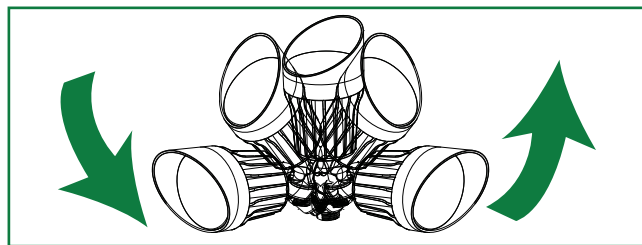
BOISE™

Beyond LED's Boise Landscaping lights are the best solutions to replace HID lamps. Superior performance and robust design make this product suitable for any general purpose landscape lighting application such as garden, signage and accent lighting in heavy commercial and residential applications. Its great for lighting flags, monuments, steeples and bridges

- Up to 100 Lumens per watt
- Input Voltage 12V/DC & 100-277Vac
- Ground Stake or Lawn Base options
- Wide rotation angle, flexible and convenient
- Durable, anti-aging and resists damage
- Aluminum Alloy housing
- Good heat dissipation and anti-corrosion
- Optical-grade PC lampshade
- Transparent polycarbonate optical lens
- No UV or IR in the beam
- Strict waterproof and dustproof treatment for dry or wet locations
- Light is soft and uniform, safe to eyes
- Instant start, NO flickering, NO humming
- Green and eco-friendly without mercury
- 5 Year warranty



Wide rotation angle,
flexible and convenient



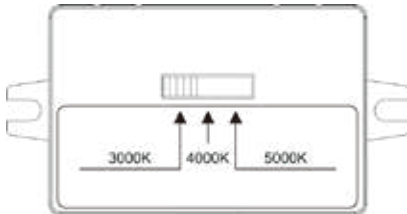
SKU #	Model #	Watt	Lumens	CCT	Mount	Housing	Input Voltage	Certifications
151734	BLT-CL-G70-DC-10W	10W	800Lm	3000K	Ground Stake	Bronze	12VAC/DC	ETL



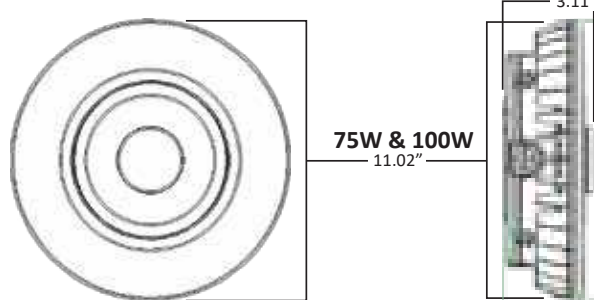
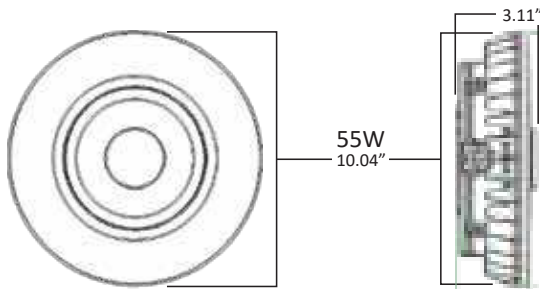
Beyond LED Technology's KP Parking Garage fixture is fully-featured and the most innovative product of its kind. This new 2021 model offers CCT Adjustable options of 3000K, 4000K & 5000K. At Beyond LED we know every parking garage application is unique. To that end, our approach is to apply a total space evaluation to understand what you want to accomplish, so we can design a lighting solution for the total parking garage space. KP fixtures offer high performance, energy-efficiency, and the best technology to deliver parking garage lighting for optimum "sealability", safety and security. Beyond LED products are supported by pre-sale & post-sale service and layout assistance.



3000K / 4000K / 5000K CCT Adjustable



- Up to 130 Lumens per watt
- CCT Changeable 3000K, 4000K & 5000K
- Input Voltage 100-277Vac
- New housing design for quick and easy mounting and installation
- UV-stabilized acrylic prismatic refractor with self-retaining screws
- 1/2" conduit entries on two sides
- IP65 Waterproof Rated
- UL & DLC Listed
- 5 Year warranty



SKU #	Model #	Watt	Lumens	CCT Adjustable	IP	Input Voltage	Certifications
151395	BLT-PG05B-40WAT2A1-abcd	40W	4560 / 5333Lm	3/4/5K	IP65	100-277Vac 50/60Hz	UL & DLC
151393	BLT-PG05B-75WAT2A1-abcd	75W	8876 / 10103Lm	3/4/5K	IP65	100-277Vac 50/60Hz	UL & DLC
151239	BLT-PG05B-100WAT2A1-abcd	100W	11946 / 13799Lm	3/4/5K	IP65	100-277Vac 50/60Hz	UL & DLC

HALE™

Beyond LED's Hale Parking garage fixture is the most economical fixture of its kind. At Beyond LED we know every parking garage application is unique. To that end our approach is to apply a total space evaluation to understand what you want to accomplish so we can design a lighting solution for the total parking garage space. Hale fixtures offer high-performance, energy-efficiency and the best technology to deliver parking garage lighting for optimum "sealability", safety and security. Beyond LED products are supported by pre-sale & post-sale, service and layout assistance.

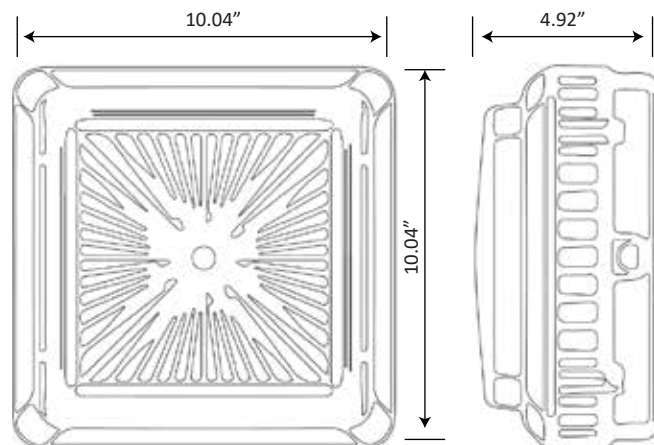
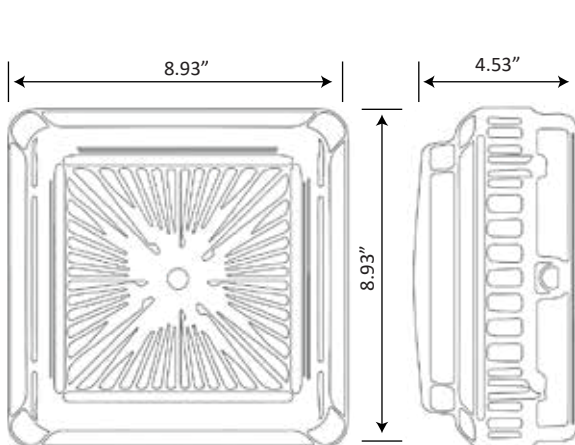


- Up to 130 Lumens per watt
- Input Voltage 100-277Vac
- Quick and easy mounting and installation
- Die Cast Aluminum Housing
- 3/4" conduit entry on top for pendant mounting
- 1/2" conduit entries on two sides
- IP65 Waterproof Rated
- UL & DLC Listed
- 5 Year warranty



40W / 55W

75W / 100W



SKU #	Model #	Watt	Lumens	Housing	CCT	IP	Input Voltage	Certifications
151702	BLT-PG02-40WAANA1-50K	40W	5135Lm	White	5000K	IP65	100-277Vac	UL & DLC

EVERETT™

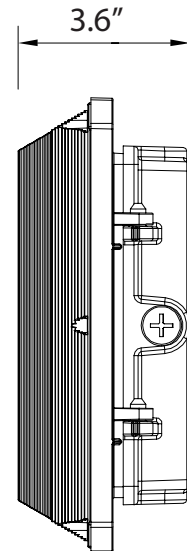
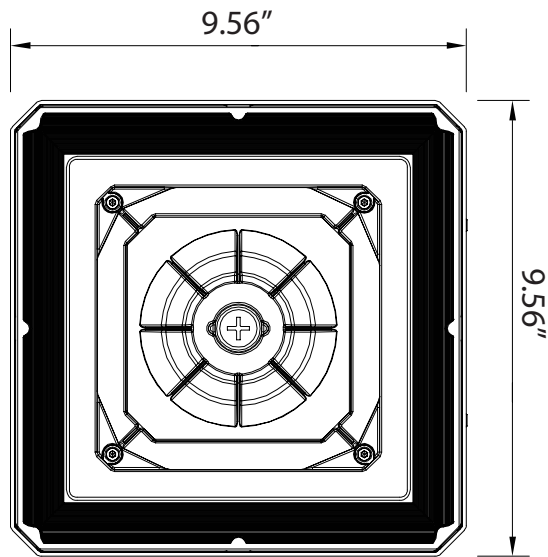


5 Year Warranty

Beyond LED's Everett LED Parking Garage Light fixture is fully-featured and the most innovative product of its kind. This new 2022 model offers CCT Adjustable options of 3000K, 4000K & 5000K. Because of its unique design, it offers 190 degree beam angle and more efficient light distribution. At Beyond LED we know every parking garage application is unique. Everett fixtures offer high performance, energy-efficiency and the best technology to deliver parking garage lighting for optimum "sealability", safety and security. Beyond LED products are supported by pre-sale & post-sale service and layout assistance.



- Up to 140 Lumens per watt
- CCT Adjustable 3000K / 4000K / 5000K
- Die-cast aluminum housing with prismatic polycarbonate lens Designed for 9 to 16-foot mounting heights
- Input voltage 100-277Vac
- 190° Degree wide angle
- Optional Screw-in Motion Sensor
- Programmable remote which can program the entire project
- Instant start, NO flickering, NO humming
- 0-10V Dimmable
- IP65 Rated
- UL & DLC listed
- 5 Year warranty



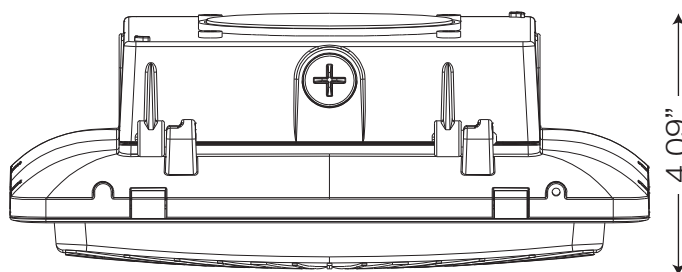
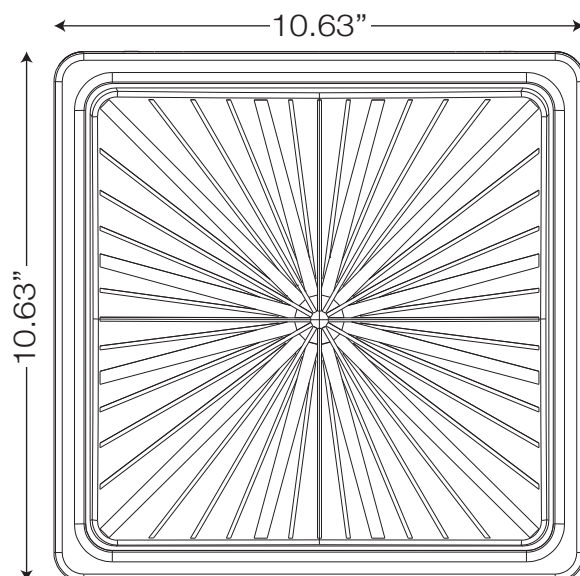
SKU #	Model #	Watt	Lumens	CCT Adjustable	IP	Housing	Input Voltage	Dimming	Certifications
155948	BLT-PG07-60WBSP1DA1-abc30/40/50	60W	8400Lm	3K/4K/5K	IP65	White	100V-277V	0-10V	UL & DLC
155656	BLT-PG07-90WASP1DA1-WHM30/40/50	90W	12600Lm	3K/4K/5K	IP65	White	100V-277V	0-10V	UL & DLC

FORAKER™

Beyond LED Technology's Foraker Parking Garage / Canopy fixture is fully-featured and the most innovative product of its kind. This new 2022 model offers CCT Adjustable options of 3000K, 4000K & 5000K and Wattage Adjustable of 35W, 53W & 70W. At Beyond LED we know every parking garage application is unique. To that end, our approach is to apply a total space evaluation to understand what you want to accomplish, so we can design a lighting solution for the total parking garage space. Foraker fixtures offer high performance, energy-efficiency and the best technology to deliver parking garage lighting for optimum "sealability", safety and security. Beyond LED products are supported by pre-sale & post-sale service and layout assistance.



- Up to 140 Lumens per watt
- Wattage Adjustable 35W / 53W / 70W
- CCT Adjustable 3000K / 4000K / 5000K
- Input voltage 120-277Vac
- 0-10 Dimming
- 2835 Higher efficiency BRIDGELUX Chip
- Build-in 4KV Surge protection
- 3/4" conduit entry on top for pendant mounting
- 1/2" conduit entry on two sides
- Quick and easy mounting and installation
- Die Cast Aluminum Housing
- Rated IP65
- UL & DLC Listed
- 5 Year warranty



SKU #	Model #	Wattage Adjustable	Max Lumens	CCT Adjustable	Housing	IP	Dimming	Input Voltage	Certifications
154306	ZPS-MX114-70W.V1-T1-E6-D1-D-G1	70W/53W/35W	9800Lm	3K/4K/5K	Bronze	IP65	0-10V	120-277Vac	UL & DLC

YALE™

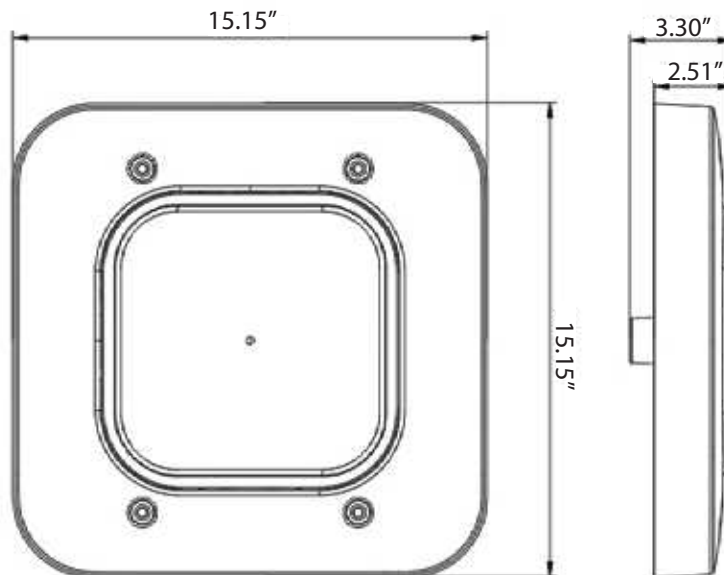
2nd Gen



Beyond LED's YALE 2nd Gen LED Canopy Light Luminaire offers exceptional performance, efficiency and a unique design. Features such as high lumens per watt, outstanding efficacy and field serviceability, make it an ideal commercial canopy solution. The contractor-friendly YALE 2nd Gen LED canopy Light luminaire includes fasteners and a locking collar, making installation easy, secure and water-tight. It can be surface mounted easily from below the canopy deck and also has the ability to be pendant mounted.



- Up to 146 Lumens per watt
- Input voltage 120-277Vac
- LUMILEDS Chip SMD 2835
- 0-10V Dimming
- No UV or IR in the beam
- Easy to install and operate
- Energy saving, long lifespan
- Instant start, NO flickering, NO humming
- UL & DLC Listed
- 5 Year warranty

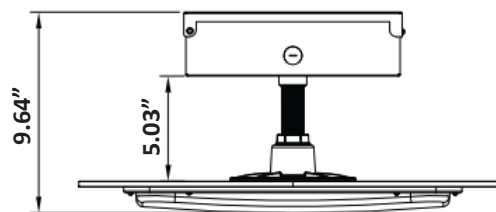
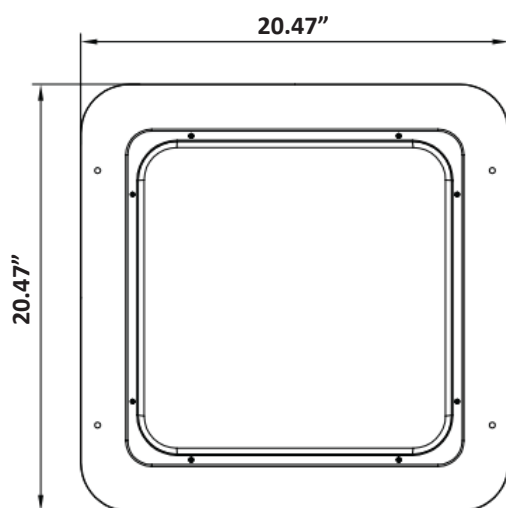


SKU #	Model #	Watt	Lumens	CCT	Housing	Input Voltage	Dimming	Certifications
155386	BLT-CP06-150WWASA1-a57	150W	22290Lm	5700K	White	120-277V	0-10V	UL & DLC

VAIL™

Beyond LED's VAIL LED Canopy Light Luminaire offers exceptional performance, efficiency and a unique design. Features such as high lumens per watt, outstanding efficacy and field serviceability, make it an ideal commercial canopy solution. The contractor-friendly VAIL LED canopy Light luminaire includes fasteners and a locking collar, making installation easy, secure and water-tight. It can be surface mounted easily from below the canopy deck and also has the ability to be pendant mounted.

- Up to 147 Lumens per watt
- Replaces up to 400W - 600W HID
- Operating Temperature: -40°F to 131°F (-40°C to 40°C)
- 50,000+ Hour LED Life Expectancy
- IP65 (NEMA 4X) Dust & Water Tight
- Corrosion Resistant Die Cast Aluminum Housing
- Polycarbonate Lens
- Stainless Steel Hardware
- Beam angle 110° Degree
- Includes J-Box
- Input Voltage 120-277Vac
- CRI: >80
- UL & DLC listed
- 5 Year warranty



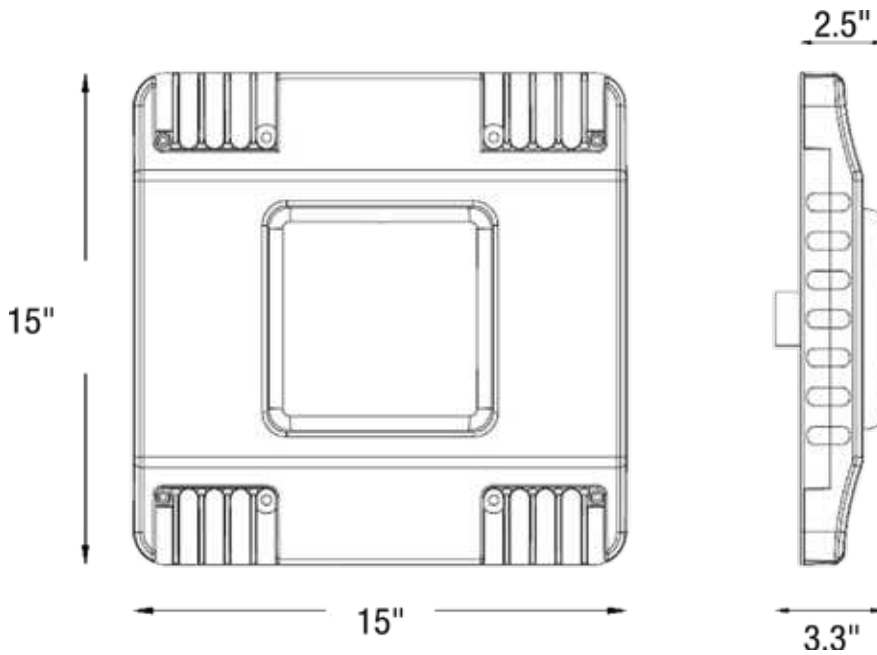
SKU #	Model #	Watt	Lumens	CCT	Housing	Input Voltage	Dimming	Certifications
155453	AST-CP02B-180WDBM A3-a40	180W	26301Lm	5700K	White	120-277V	1-10V	UL & DLC

V-1™



Beyond LED's V-1 Canopy Luminaire is the most economic fixture of its kind and offers exceptional performance, efficiency and a unique design. Features such as high lumens per watt, outstanding efficacy, and field serviceability, make it an ideal commercial canopy solution. The contractor friendly V-1 canopy luminaire includes fasteners and a locking collar, making installation easy, secure and water-tight. It can be surface mounted easily from below the canopy deck and also has the ability to be pendant mounted.

- Up to 130 Lumens per watt
- Input Voltage 120-277Vac
- Rugged low-profile die-cast aluminum housing
- Direct surface or recessed mount
- Sosen VA driver
- IP65 Waterproof Rated
- UL & DLC Listed
- 5 Year warranty



SKU #	Model #	Watt	Lumens	CCT	IP	Input Voltage	Certifications
151119	BLT-CP3B-150WWASA1-a57	150W	20610Lm	5700K	IP65	120-277Vac	UL & DLC

STEEL™

Beyond LED's Steel Grow light is the most unique and revolutionary product of 2021, with advanced red light spectrum for flowers and fruit, it is designed to fit your plant's growth stage. Using an advanced red light spectrum that allows plant pigments to optimize their light harvesting, it's inspired by best practices used by professional growers. Designed for mature plants at the fruiting or flowering growth stage, this light features high PPF, or photosynthetic photon flux, to provide more light for photosynthesis and growth.



- Grow your plants throughout the year: These LED grow lights for indoor plants provide the perfect high-quality, natural light that will allow your indoor garden to bloom and flourish year round.
- The perfect plant grow light for commercial use: Show off your indoor garden without harsh or unsightly lighting.
- Long-lasting: Our Grow LED features advanced LED technology that uses less energy and generates low heat.
- Our Grow Lights with advanced red spectrum for flowers and fruit: Our Grow Light has a red light spectrum that is perfect for tomatoes, cucumbers, peppers, flowers, fruit trees and pollinators during their fruiting or flowering growth stage.

Available For Hanging Or Surface Mounting



SKU# 152267-480W
1200µMol/s

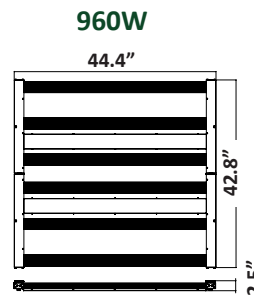
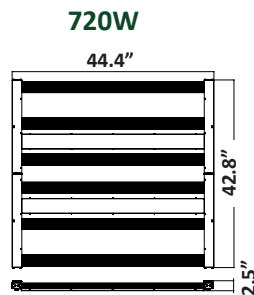
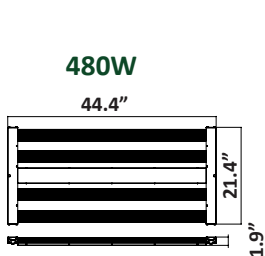


SKU# 152268-720W
1760µMol/s



SKU# 152269-960W
2400µMol/s

- Up to 2400µ Mol/s
- Input Voltage 100-277Vac
- Control multiple lights by the click of a button with built-in smart control system
- Full spectrum lighting
- Unique fan less design
- Suspension or surface mounting
- ETL Listed
- Full 5 Year warranty




SKU# 152663 - Smart Control Tablet System for connecting multiple lights



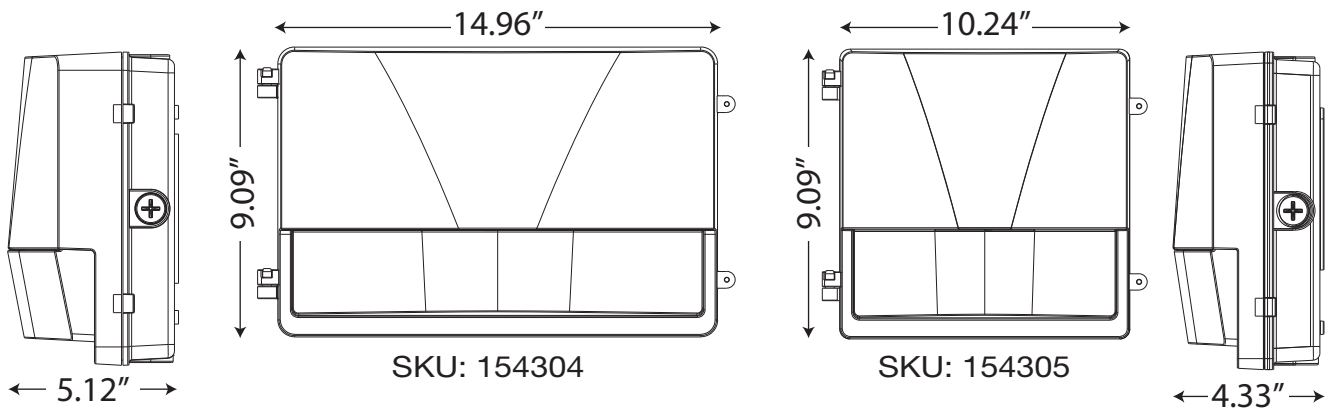

SKU #	Model #	Size	Watt	Micromoles	Type	Input Voltage	Certifications
152267	BLT-LPC4-480W-1200-D	44.4" X 21.4"	480W	1200µMol/s	Full Spectrum	120-277Vac	ETL
152268	BLT-LPC7-720W-1200-D	44.4" X 42.8"	720W	1760µMol/s	Full Spectrum	120-277Vac	ETL
152269	BLT-LPC9-960W-2400-D	44.4" X 42.8"	960W	2400µMol/s	Full Spectrum	120-277Vac	ETL

ZION™



Beyond LED's ZION wall pack is the newest, most innovative and feature rich product of 2022. Its unique and sleek design offers three wattages and CCT selection. Zion comes with energy-efficient LED technology and has Built-in photocell. ZION luminaires comes with die cast aluminum housings and a polycarbonate lens to stand up for many years of punishing environmental conditions.

- Up to 120 Lumens per watt
- Wattage Adjustable
- CCT Adjustable 3K / 4K / 5K
- Input Voltage 120-277Vac
- High Efficiency 2835 Chips
- Three adjustable wattages
- Built-in photocell
- Durable die-cast aluminum housing with dark bronze powder coat finish
- Rated IP65 with sealed and gasketed wire way enclosure provides a water-tight seal
- UL & DLC Listed
- 5 Year warranty

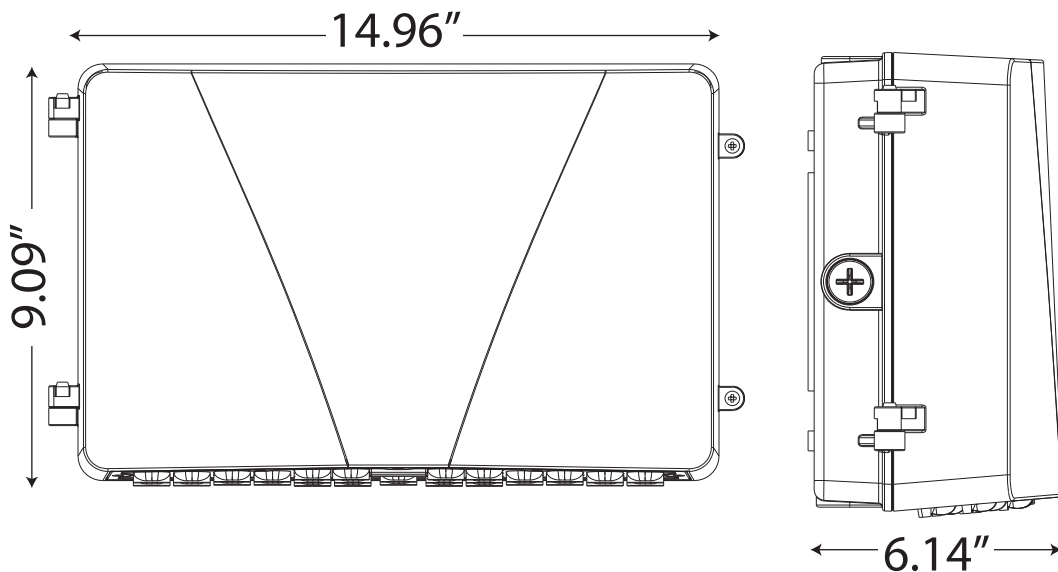


SKU #	Model #	Wattage Adjustable	Lumens	CCT Adj.	IP	Dimming	Housing	Input Voltage	Certifications
154305	ZPS-MB421-60W.V1-T1-E11-P3	60W/50W/40W	7200Lm	3K/4K/5K	IP65	0-10V	Bronze	120-277Vac	UL & DLC
154304	ZPS-MB421-120W.V1-T1-E11-P3	120W/100W/80W	14400Lm	3K/4K/5K	IP65	0-10V	Bronze	120-277Vac	UL & DLC

ZION™

Beyond LED's ZION wall pack is the newest, most innovative and feature rich product of 2022. Its unique and sleek design offers three wattages and CCT selection. Zion comes with energy-efficient LED technology and has Built-in photocell. ZION luminaire comes with die cast aluminum housings and a polycarbonate lens to stand up for many years of punishing environmental conditions.

- Up to 110 Lumens per watt
- Wattage Adjustable
- CCT Adjustable 3K / 4K / 5k
- Input Voltage 120-277Vac
- High Efficiency 3030 Chips
- Built-in photocell
- Durable die-cast aluminum housing with dark bronze powder coat finish
- Rated IP65 with sealed and gasketed wire way enclosure provides a water-tight seal
- UL & DLC Listed
- 5 Year warranty



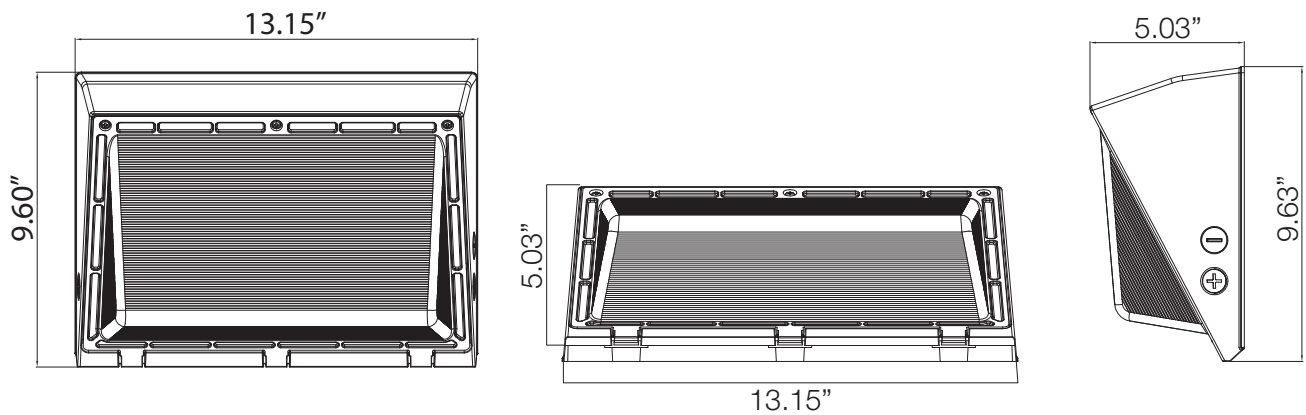
SKU #	Model #	Wattage Adjustable	Lumens	CCT Adj.	IP	Dimming	Housing	Input Voltage	Certifications
154344	ZPS-MB422-100W.V1-T1-E9-P3	100W/80W/60W	11000Lm	3K/4K/5K	IP65	0-10V	Bronze	120-277Vac	UL & DLC

KENT™



Beyond LED's KENT wall pack is the newest, most innovative and feature rich product of 2022. It offers three adjustable wattages with energy-efficient LED technology. KENT comes with Built-in photocell. KENT luminaires comes with die cast aluminum housing and a polycarbonate lens to stand up for many years of punishing environmental conditions.

- Up to 136 Lumens per watt
- Wattage Adjustable
- Input voltage 120-277Vav
- 0-10V dimming
- High efficiency Lumileds 2835
- Built-in Photocell
- Instant start, NO flickering, NO humming
- Rated IP65
- UL & DLC Listed
- 5 Year warranty



SKU #	Model #	Wattage Adjustable	Lumens	CCT	IP	Housing	Input Voltage	Certifications
155647	BLT-SWP08M-60HBSPSA1-BRW50	40W/50W/60W	8093Lm	5000K	Yes	Bronze	120-277V	UL & DLC
155648	BLT-SWP08M-100HBSPSA1-BRW50	60W/80W/100W	14100Lm	5000K	Yes	Bronze	120-277V	UL & DLC
156163	BLT-SWP08M-120HBSPSA1-BRW50	80W/100W/120W	15765Lm	5000K	Yes	Bronze	120-277V	UL & DLC

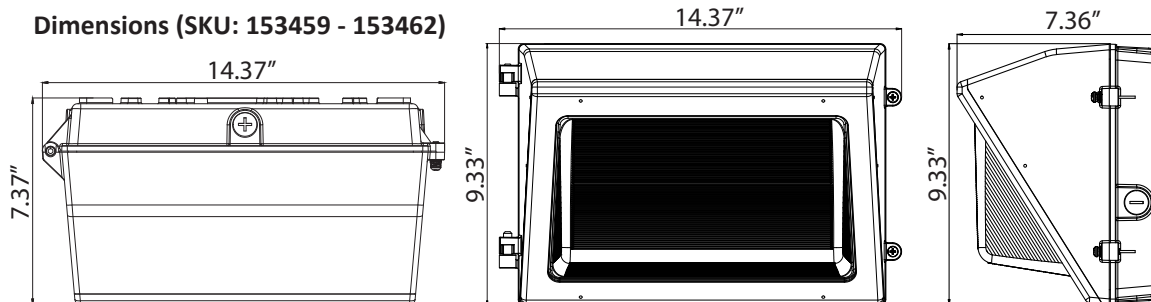
RAD™

Beyond LED's RAD wall pack is the newest, most innovative and feature rich product of 2021. It offers three wattages selection with energy-efficient LED technology. RAD comes with Built-in photocell. RAD luminaires comes with die cast aluminum housings and a polycarbonate lens to stand up for many years of punishing environmental conditions.

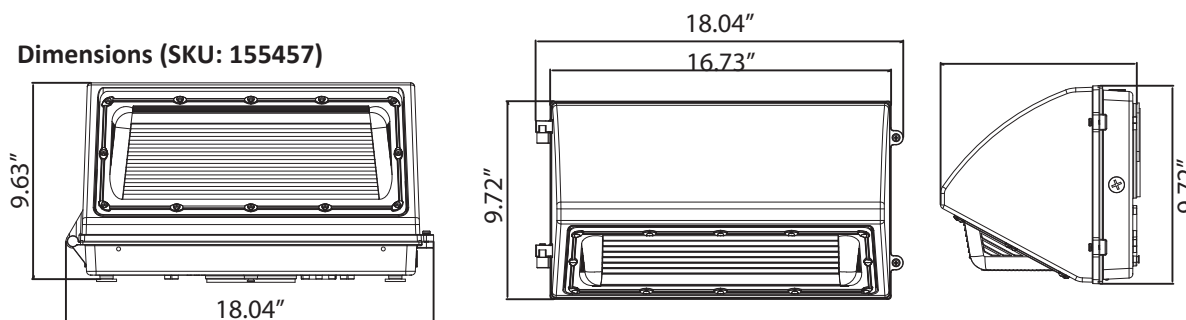
- Up to 145 Lumens per watt
- Wattage Adjustable
- Input Voltage 100-277Vac
- High Efficiency LumiLEDs 2835 Chips
- Built-in photocell
- Durable die-cast aluminum housing with dark bronze powder coat finish
- Rated IP65 with sealed and gasketed wire way enclosure provides a water-tight seal
- UL & DLC listed
- 5 Year warranty



Dimensions (SKU: 153459 - 153462)



Dimensions (SKU: 155457)



SKU #	Model #	Wattage Adjustable	Lumens	CCT	IP	Dimming	Photocell	Housing	Input Voltage	Certifications
153459	BLT-SWP05M-60HBS GSA1-BRW50A	40W/50W/60W	5260Lm/ 8866Lm	5000K	IP65	0-10V	Built-in photocell	Bronze	100-277Vac	UL & DLC
153462	BLT-SWP05M-120DBS GSA1-BRW50A	80W/100W/120W	11274Lm/ 17844Lm	5000K	IP65	0-10V		Bronze	100-277Vac	UL & DLC
155457	BLT-SWP01C-200WB SPSA1-BRSW50	150W/180W/200W	19500Lm/ 26000Lm	5000K	IP65	0-10V		Bronze	100-277Vac	UL & DLC


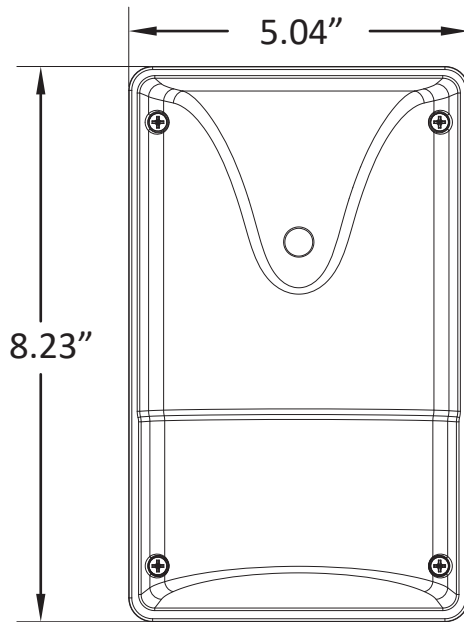
FLINT™



Beyond LED's FLINT Mini Wall Pack is a traditional style wall pack that is energy-efficient and reliable, due to its compact housing and long lifespan. FLINT luminaires offers classical elegance with an aluminum housing and an excellent optic design for uniform light distribution. The FLINT luminaires are ideal for outdoor applications such as personnel doors, loading areas, hotel lobbies, driveways and parking areas.



- Up to 135 Lumens per watt
- Input voltage 120-277Vac 50-60Hz
- High Quality and Efficacy Lumiled 2835 chips
- Enclosure provides a water-tight seal making it suitable for outdoor application
- Built-in photocell
- Integral LED driver, eliminates the need for an external driver or ballast
- IP65 rated
- UL & DLC listed
- 5 Year warranty

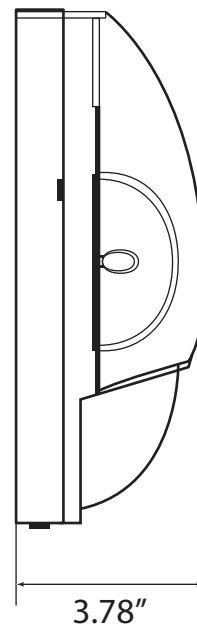
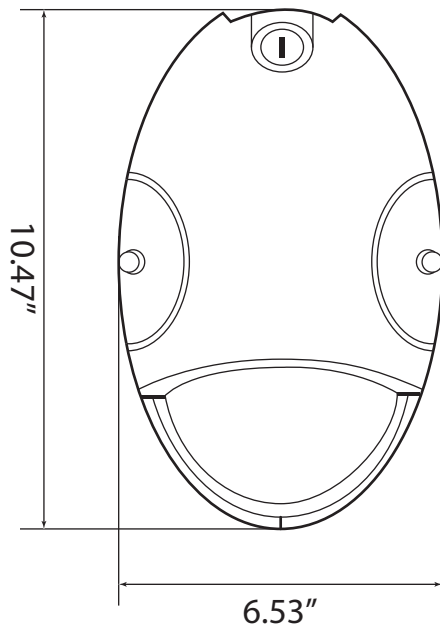


SKU #	Model #	Watt	Lumens	CCT	IP	Housing	Input Voltage	Dimming	Certifications
155604	BLT-MWP09-20WBM SA1-BRP50	20W	2745Lm	5000K	IP65	Bronze	120V-277V	0-10V	UL & DLC

LEAD™

“LEAD” Wall Pack is the newest mini wall pack of 2023. “LEAD” is specially designed wall pack which can be used as traditional wall pack and as emergency lighting. LEAD comes with 90 mins of emergency lighting and along with built in photocell. LEAD Mini Wall Pack luminaires offers classical elegance with an aluminum housing and an excellent optic design for uniform light distribution. The LEAD Mini Wall Pack luminaires are ideal for applications such as, hotel lobbies, Entrance, driveways etc.

- Up to 134 Lumens per watt
- Dimmable 0-10V
- 90 mins emergency battery backup
- Built in photocell
- IP65 Rated
- Input voltage 120-277VAC
- UL & DLC Listed
- 5 Year warranty



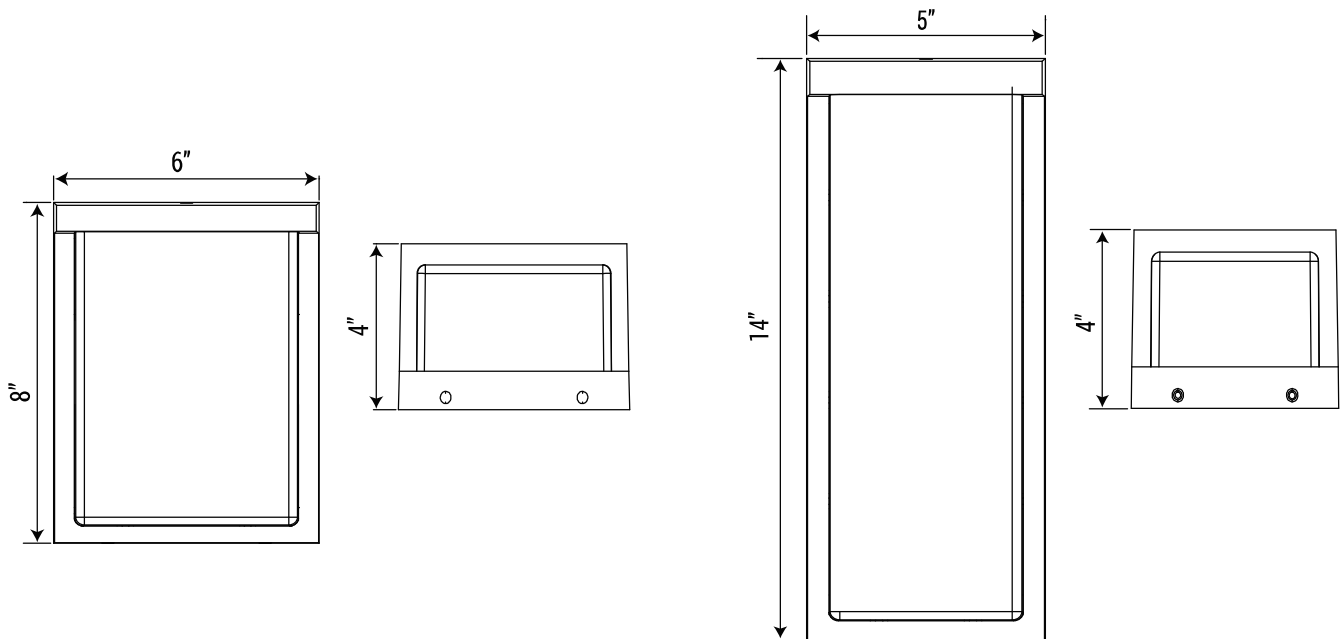
SKU #	Model #	Watt	Lumens	CCT	IP	Housing	Input Voltage	Dimming	Certifications
156205	BLT-MWP06-15WBDPSA1-BRPEM50	15W	2010Lm	5000K	IP65	Bronze	120V-277V	0-10V	UL & DLC

ALTUS™



ALTUS wall Sconce is a newest and most feature rich wall Sconce of 2023. Altus comes with two different sizes. Altus is wattage and CCT Adjustable. ALTUS Features elegant outdoor wall sconce that add functional lighting and brilliance to any area. Altus is weather resistant and built with sturdy aluminum frame. With its classical elegance design Altus luminaires are ideal for applications such as hotel lobbies, Cafes, restaurants, Bars, Hotels, offices etc.

- Up to 120 Lumens per watt
- Wattage and CCT Adjustable
- Emits evenly, without halo and shadow
- Input Voltage 120-277Vac
- Operating temperature: -20°C to 40°C
- Easy Surface mount installation
- IP65 Rated
- ETL Listed
- 5 Year warranty



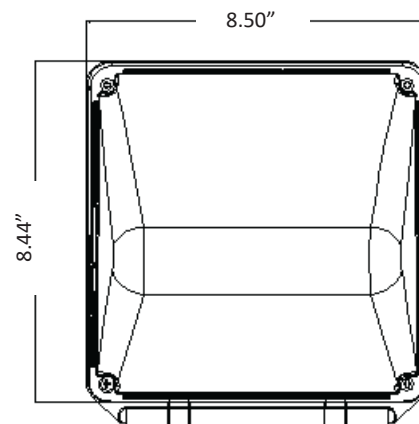
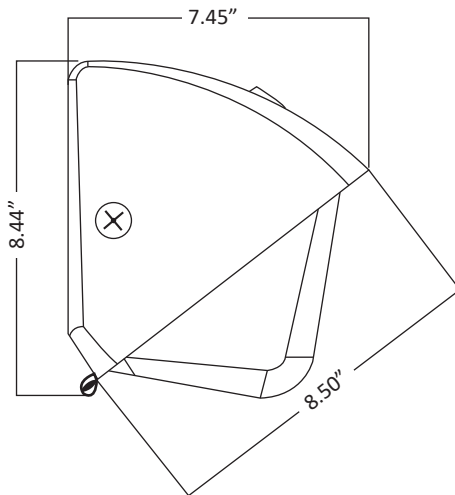
SKU #	Model #	Wattage Adjustable	CCT Adjustable	Lumens	IP	Input Voltage	Certifications
156258	MT-WS16AD-W83C-864-011D	12W/14W/16W	3K / 4K / 5K	Up to 1920Lm	IP66	120-277Vac	ETL
156259	MT-WS22AD-W83C-1454-011D	18W/20W/22W	3K / 4K / 5K	Up to 2640Lm	IP66	120-277Vac	ETL

MINT™

Beyond LED's Mint Mini Wall Pack is the newest and the most unique product of 2021. The Mint Wall Pack is the smallest wall pack of its kind and offers high lumen efficacy. Utilizing highly reliable, high power LEDs to minimize energy usage while maximizing directed light distribution, it eliminates any upward illumination. Constructed with an aluminum housing, this fixture is sure to last for years. It is suitable for outdoor applications including warehouses, factories, restaurants, shopping areas and parks.



- Up to 125 Lumens per watt
- Input Voltage 100-277Vac
- Die-cast Aluminum housing
- Built-in Photocell
- Prismatic polycarbonate lens
- Super easy wall mounting
- IP65 Waterproof
- (4) 1/2-inch knockouts located on the fixture to offer various options to run surface conduit through. 1 on back, 1 on each side and 1 on top
- UL & DLC Listed
- 5 Year warranty



SKU #	Model #	Watt	CCT	Lumens	Housing	Photocell	IP	Input Voltage	Certifications
151420	BLT-SWP03-40BA1-W50	40W	5000K	5419Lm	White	Built-in Photocell	IP65	100-277Vac	UL & DLC
151419	BLT-SWP03-60BA1-W50	60W	5000K	7602Lm	White		IP65	100-277Vac	UL & DLC

CREEK™

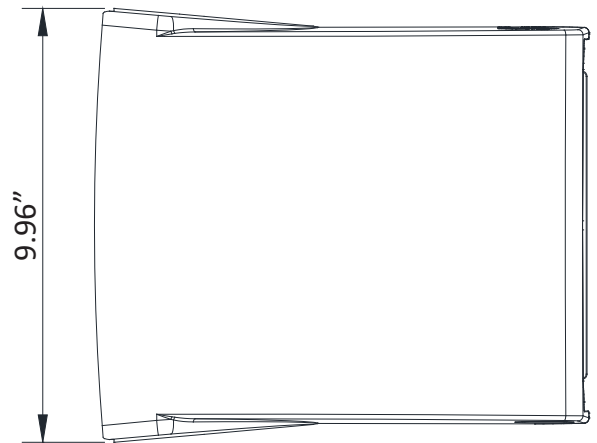
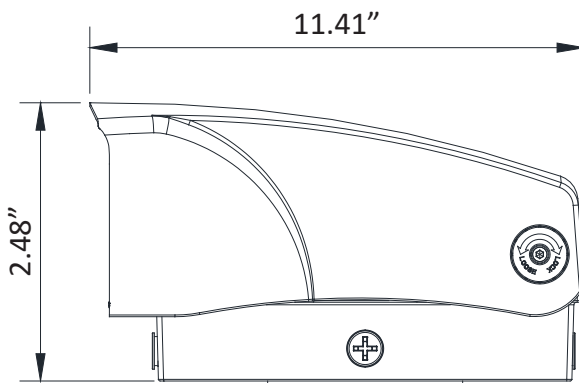


Beyond LED's CREEK wall pack is the newest, most innovative and feature rich product of 2022. It offers three wattages and CCT selection. CREEK comes with energy-efficient LED technology. CREEK comes with Built-in photocell. CREEK luminaires comes with die cast aluminum housings and a polycarbonate lens to stand up for many years of punishing environmental conditions.

- Up to 135 Lumens per watt
- Wattage Adjustable
- CCT Adjustable 3K / 4K / 5K
- Input voltage 120-277Vac
- Dimmable 0-10V
- Built-in Photocell
- Bridgelux Chip SMD3030
- Instant start, NO flickering, NO humming
- Die cast aluminum housing
- UL & DLC listed
- 5 Year warranty



LED WALL PACK



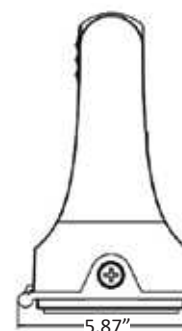
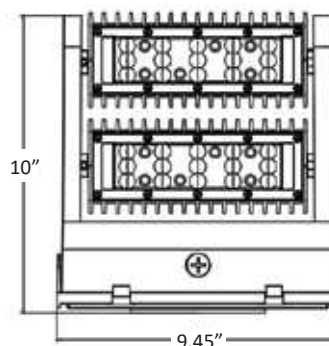
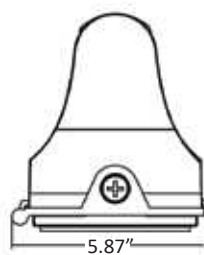
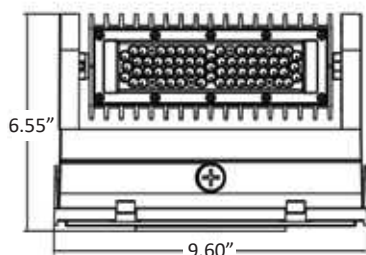
SKU #	Model #	Wattage Adjustable	Lumens	CCT Adjustable	Housing	Input Voltage	Dimming	Certifications
155650	BLT-AWP01-100WJYH8DA1-BRPW30/40/50	60W/80W/100W	13500Lm	3K/4K/5K	Bronze	120V-277V	1-10V	UL & DLC

PARKER™

Beyond LED's Parker rotatable wall pack is the newest and most revolutionary product of 2021. It offers a rotatable classic appearance with energy-efficient LED technology. With our range luminaires you can angle the light exactly where you need it! You don't have to guess at which light to buy, you can easily rotate the light to push it all away from the building, all down or find that perfect balance. Parker offers three selectable wattage. Parker luminaires come with a die cast aluminum housing and a polycarbonate lens to stand up to many years of punishing environmental conditions.

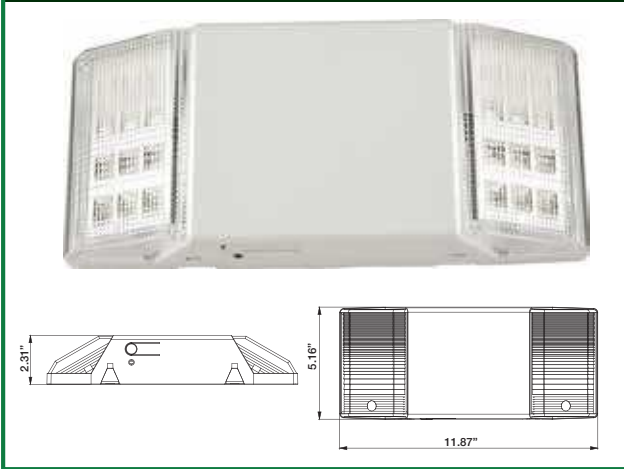


- Up to 145 Lumens per watt
- Adjustable wattage
- Input Voltage 120-277Vac
- Durable die-cast aluminum housing with black powder coated finish
- 360° rotatable lens
- IP65 waterproof, sealed and gasketed wire way enclosure provides a water-tight seal
- UL & DLC Listed
- 5 Year warranty




SKU #	Model #	Watt	Lumens	CCT	IP	Housing	Input Voltage	Certifications
153594	BLT-RWP01B-60WH1CYT1SA1-BRA50	30W/40W/60W	3900Lm/8199Lm	5000K	IP65	Bronze	100-277Vac	UL & DLC
153593	BLT-RWP01B-120WF1CYT1SA2-BRA50	80W/100W/120W	10400Lm/16527Lm	5000K	IP65	Bronze	100-277Vac	UL & DLC

Dual Head-LED Emergency Light




- SKU # 155388
- Output Power: 3.6W
- Lumens: 200Lm
- CCT: 6000K
- Injection-molded thermoplastic ABS housing
- Charging Time: 24H
- Discharging Time: 90MIN
- Input Volt: 120/277V
- Battery: 3.6V 1000mAh Ni-CD Battery
- IP Rating: IP20
- LED: 2 *12pcs 2835 ultra bright LED lamps
- Warranty: (5 years warranty for the electrical parts & housing, 3 years warranty for battery)"

Red / Green LED Combo Exit Sign



- SKU # 151306 (Red) / 151307 (Green)
- Output Power: 2W
- CCT: 6000K
- Flame retardant, high-impact resistant injection molded thermoplastic
- Minimum 90 minutes emergency operation
- 120/277Vac Dual voltage operation
- 3.6V 1000mAh battery

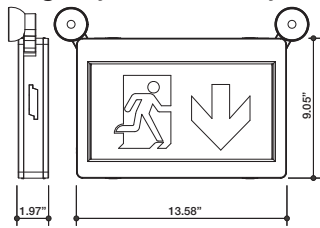
Red - LED Edgelit Exit Sign



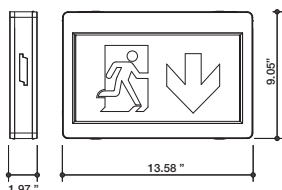
- SKU # 151309
- Output Power: 1W
- CCT: 8000K
- Flame retardant, high-impact resistant injection molded thermoplastic
- Minimum 90 minutes emergency operation
- 120/277Vac Dual voltage operation
- 3.6V 1000mAh battery

H3™

- SKU # 155391
- Output power: 4W
- Lumens: 200+Lm
- CCT: 6000K
- Injection-molded thermoplastic ABS housing
- Charging Time: 24H
- Discharging Time: 90 MIN
- Input Volt: 120/347V/60Hz
- Battery: 3.6V 1000mAh Ni-Cd Battery
- IP Rating: IP20
- LED: 14 LEDS+2*1.2W LED lamp head
- Certifications: UL Listed
- Warranty: (5 years warranty for the electrical parts & housing, 3 years warranty for battery)"



- SKU # 155392
- Output power: 3.5W
- Lumens: 200+Lm
- CCT: 6000-7000K
- Injection-molded thermoplastic ABS housing
- Charging Time : 24H
- Discharging Time: 90 MIN
- Input Volt: 120/347V/60Hz
- Battery: 3.6V 2000mAh Ni-Cd Battery
- IP Rating: IP20
- LED: 14 LEDS
- Certifications: UL Listed
- Warranty: (5 years warranty for the electrical parts & housing, 3 years warranty for battery)"



Running Man Combo Exit Sign




Running Man Exit Sign



SIGN STORM™

Lockable &
Rotatable 180°



**NO EXTERNAL
DRIVER REQUIRED**

Bypass the ballast


Four sizes virtually allow for the creation of any size.



**50,000 HOUR
LIFETIME**

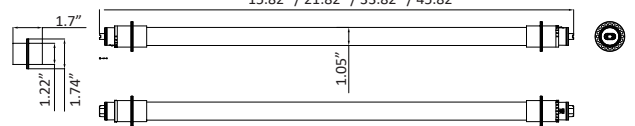
Single Sided

12" / 18" / 30" / 42"



Double Sided

15.82" / 21.82" / 33.82" / 45.82"



Easy Retrofit



End Cap R17
SKU# 152736

Transparent Joint
SKU# 152735

**Direct AC Power For
New Installation**



Water Proof Power Cord
SKU# 153458

Hanging Installation



Hanging Chain & Hook Set
SKU# 152737

Daisy Chain Cable
SKU# 154291

SIGN STORM™

Our new and revolutionary Sign Storm Sign tube Offering significant energy-efficiency and lifetime improvements over fluorescent lamps. Sign Storm lamps are installed by bypassing existing fluorescent ballasts and hard-wiring tombstone lamp-holders directly to incoming AC power leads. Dual-ended bypass lamps eliminate the need to replace shunted tombstone lamp-holders in existing fluorescent luminaires. AC power cord is also provided for new installation.

Extreme Energy savings

Get comparable light output using Sign Storm with fluorescent lamps. Sign Storm also has a longer useful life compared to fluorescent, reducing maintenance and replacement costs.

Quick And Easy Installation

Our revolutionary technology eliminates the need for an external driver and ballast while still using the existing sockets. Type B, ballast bypass design saves time and fast and easy installation.

No Hot Spot

We've added optical lenses to cover each individual LED chip in the tube, which eliminates hot spots and ensures consistent light distribution across both faces of the sign.

Only Four Sizes

We have solutions for any size sign cabinet. Only four sizes of SIGN STORM are capable of creating practically any size.

Innovation

Revolutionary design consists of 2 parts that combine to be one tube which can make virtually any size.

Retrofit & New Installation

Rotatable R17 end cap that swivels, make retrofit easy and AC power cord is specially designed for new installation.

Built To Last

Heavy duty aluminum heatsink ensures the LEDs run cooler for longer. Plastic and aluminum construction ensures less breakage.

SKU #	Watt	Lumens	Type	CCT	Input Voltage	Illumination	Size	IP	Certifications
152727	3W	336Lm	Type B / Double Ended Power	6500K	AC 120-277V	Single Sided 180°	12"	IP65	ETL
152728	4.5W	507Lm	Type B / Double Ended Power	6500K	AC 120-277V	Single Sided 180°	18"	IP65	ETL
152729	7.5W	844Lm	Type B / Double Ended Power	6500K	AC 120-277V	Single Sided 180°	30"	IP65	ETL
152730	10.5W	1181Lm	Type B / Double Ended Power	6500K	AC 120-277V	Single Sided 180°	42"	IP65	ETL
152731	6W	675Lm	Type B / Double Ended Power	6500K	AC 120-277V	Double Sided 360°	12"	IP65	ETL
152732	9W	1012Lm	Type B / Double Ended Power	6500K	AC 120-277V	Double Sided 360°	18"	IP65	ETL
152733	15W	1687Lm	Type B / Double Ended Power	6500K	AC 120-277V	Double Sided 360°	30"	IP65	ETL
152734	21W	2362Lm	Type B / Double Ended Power	6500K	AC 120-277V	Double Sided 360°	42"	IP65	ETL

HD9™



HD9 Linear Light Bars are an ultra low profile, energy efficient and cost-effective lighting solution for Light Boxes & display lighting applications.

Quick and easy Installation

Our Screw-In technology eliminates the need for an existing sockets. Just Screw-In the light and connect to external driver.

Consistent lighting

We've added optical lenses to cover each individual LED chip in the tube, which eliminates hot spots and ensures consistent light distribution across both faces of the sign.

Variety of sizes

We have solutions for any size sign cabinet. HD9 Bars are available in lengths ranging from 18" to 120."

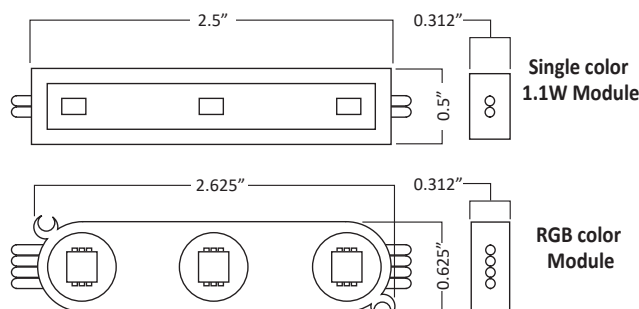
- Up to 110 Lumens per watt
- DC 24V Input
- Specially design for any size of Light Boxes
- PHILIPS LED chips and No Hot Spots
- Single & Double sided available
- IP65 Rating
- Daisy Chain Installation
- UL Listed
- 5 Year warranty

SKU #	Watt	Size	CCT	Lumens	Input Voltage	IP	Illumination	Certifications
107573	6.6W	21.91"	6500K	725Lm	24VDC	IP65	Single-Sided	UL
107615	13.2W	45.91"	6500K	1450Lm	24V DC	IP65	Single-Sided	UL
108928	23.1W	81.91"	6500K	2540Lm	24V DC	IP65	Single-Sided	UL
108944	33W	117.91"	6500K	3630Lm	24V DC	IP65	Single-Sided	UL
107698	13.2W	21.91"	6500K	1450Lm	24V DC	IP65	Double-Sided	UL
107714	19.8W	33.91"	6500K	2180Lm	24V DC	IP65	Double-Sided	UL
107797	66W	117.91"	6500K	7260Lm	24V DC	IP65	Double-Sided	UL

HD5™

Beyond LED's HD5 LED modules are high quality and specially designed for new construction or retrofit of small, medium size channel letters. Available in Bright white, Green, Red, Blue and RGB as well as an array of wattages. HD5 modules are easily customized to meet any customer specification. Installation with double-sided VHB 3M tape ensures these modules will stand the test of time. An IP68, ultrasonically welded body also guarantees water resistance in signage applications.

- High Lumens per watt
- 180° degree beam angle (on certain models)
- Polycarbonate lens
- IP68 waterproof rated
- 12V DC input
- Made in Korea
- 5 Year warranty



SKU #	Watt	Lumens	CCT	Color	Diffuser	IP	Modules/ Bag	Input Voltage	Beam Angle	LED Brand
107185	1.1W	110Lm/module	10000K	White	Clear	IP68	50Pcs	12V	150°	Samsung
107193	1.1W	132Lm/module	6500K	White	Clear	IP68	50Pcs	12V	150°	Samsung
154314	1W	132Lm/module	3000K	N/A	Clear	IP68	50Pcs	12V	150°	Samsung
107417	0.72W	N/A	N/A	RGB	Clear	IP68	50Pcs	12V	150°	Epistar
107433	0.72W	N/A	N/A	Green	Frosted	IP68	50Pcs	12V	180°	Epistar
107441	0.72W	N/A	N/A	Blue	Frosted	IP68	50Pcs	12V	180°	Epistar
101683	R208-S LED RGB Controller									
101717	R328-S LED RGB Controller W/Bluetooth									

CAPSULE™



Beyond LED's Capsule LED modules are high quality and specially designed for new construction or retrofit of medium size and Large size channel letters. Available in white, Red, Green, and Blue colors. HD modules are easily customized to meet any customer specification. Installation with double-sided VHB 3M tape ensures these modules will stand the test of time. An IP65, ultrasonically welded body also guarantees water resistance in signage applications.



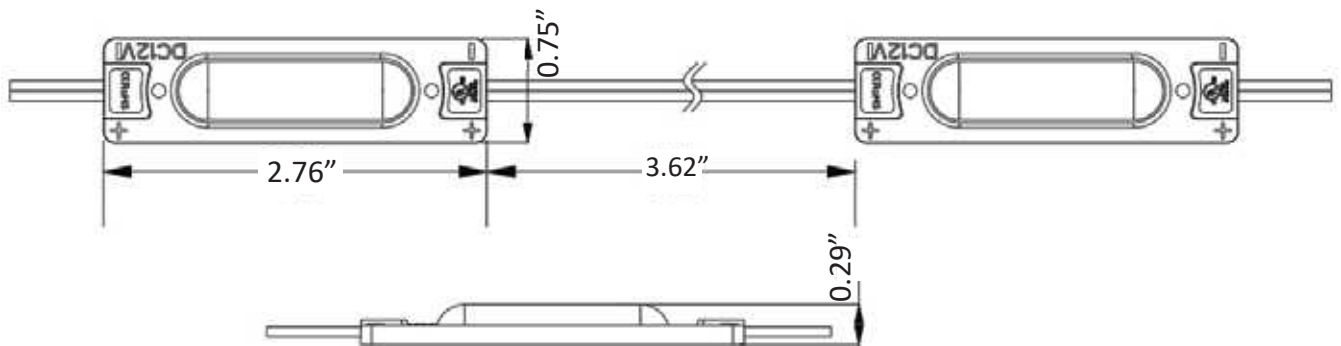
White

Red

Green

Blue

- High Lumens per watt
- 1.8 Watt per module, specially design for thicker large channel letters
- Beam Angle 120° Degree
- IP65 Waterproof Rated
- 12V DC input
- UL Listed
- 5 Year warranty

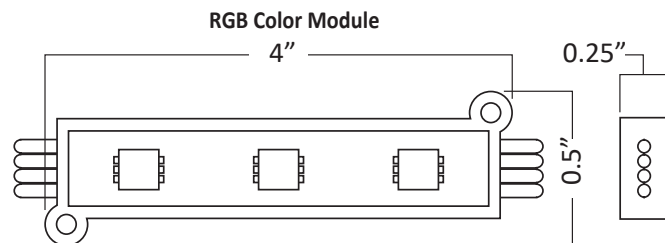
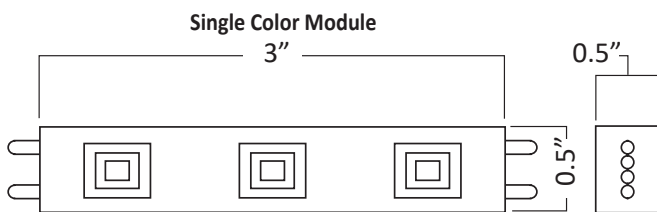


SKU #	Watt	Lumens	CCT	Color	Beam Angle	LED Brand	Modules/ Bag	Input Voltage	IP	Certifications
153697	1.8W	252Lm/ Module	6500K	White	120°	San'an	50Pcs	12V	IP65	UL
153698	1.8W	N/A	N/A	Red	120°	San'an	50Pcs	12V	IP65	UL
153699	1.8W	N/A	N/A	Blue	120°	San'an	50Pcs	12V	IP65	UL
153700	1.8W	N/A	N/A	Green	120°	San'an	50Pcs	12V	IP65	UL

ST6™

Beyond LED's ST6 LED modules are high quality and specially designed for new construction or retrofit of small, medium size channel letters. Available in Bright white, warm white, Red, Green, Blue and RGB as well as an array of wattage. ST6 modules are easily customized to meet any customer specification. Installation with double-sided VHB 3M tape ensures these modules will stand the test of time. An IP67, ultrasonically welded body also guarantees water resistance in signage applications.

- Up to 100 Lumens per watt
- 12V DC input
- Polycarbonate lens
- IP67 Waterproof Rated
- UL Listed
- 5 Year warranty



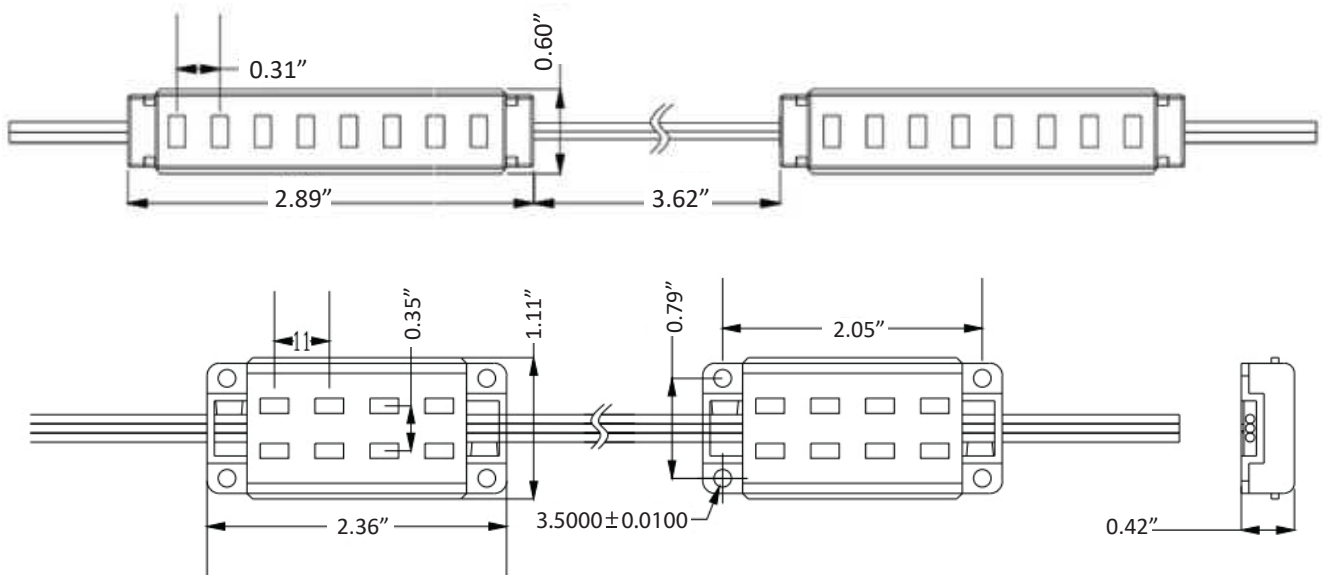
SKU #	Watt	Color	LED Brand	Module/ Bag	Input Voltage	IP	Certifications
150463	0.72W	Green	Epistar	50Pcs	12V	IP67	UL
150464	0.72W	Red	Epistar	50Pcs	12V	IP67	UL
150465	0.72W	Blue	Epistar	50Pcs	12V	IP67	UL

RETRO ARRAY / JOT™



Beyond LED's Retro Array / JOT LED modules are high quality and specially designed for new construction or retrofit of medium size and large size channel letters. Available in white color. Retro Array / JOT modules are easily customized to meet any customer specification. Installation with double-sided VHB 3M tape ensures these modules will stand the test of time. An IP68, ultrasonically welded body also guarantees water resistance in signage applications.

- Up to 160 / 170 Lumens per watt
- 0.96 / 1.44 Watt per module.
- Specially design for thicker large channel letters
- Beam Angle 120° Degree
- IP68 Rated
- 24V DC input
- UL Listed
- 5 Year warranty



JOT

SKU #	Watt	Lumens	CCT	Color	LED Brand	Pcs/ Bag	Beam Angle	Input Voltage	IP	Certifications
153702	1.44W	248Lm	6500K	White	San'an	50Pcs	120°	DC 24V	IP68	UL

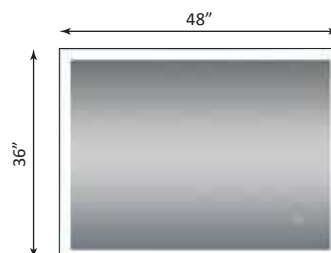
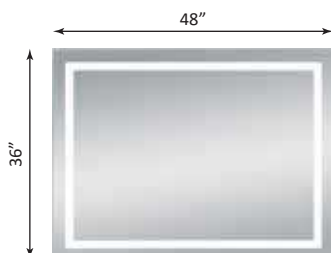
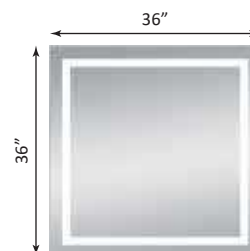
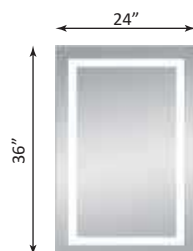
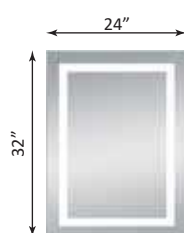

RETRO ARRAY

SKU #	Watt	Lumens	CCT	Color	LED Brand	Pcs/ Bag	Beam Angle	Input Voltage	IP	Certifications
153701	0.96W	164Lm	6500K	White	San'an	50Pcs	120°	DC 24V	IP68	UL

FAME™

Beyond LED's Fame LED Vanity Mirrors are the most advanced and unique product of 2021. Fame Mirrors are CCT Adjustable, controlled with a round touch button, and have an Integrated Defogger. Fame Mirrors are easy to surface mount and include all installation hardware. These are high quality polished edge mirrors that are sure to make anyone look their best.

- CCT Adjustable 3K / 4K / 5K /6K
- Input Voltage 100-120Vac
- Integrated touch sensor control with memory
- Energy efficient LED lighting
- Integrated Defogger
- High CRI 90+
- ETL Listed
- 5 Year warranty



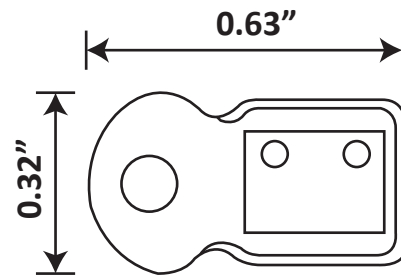
SKU #	Model #	Watt	Lumens	CCT Adjustable	CRI	Size	Input Voltage	Certifications
151730	BLT-ICON2432	49.6W	2700Lm	3K/4K/5K/6K	>90	24" x 32"	100-120Vac	ETL
151732	BLT-ICON3636	68.4W	3500Lm	3K/4K/5K/6K	>90	36" x 36"	100-120Vac	ETL
151733	BLT-ICON3648	74.4W	4290Lm	3K/4K/5K/6K	>90	36" x 48"	100-120Vac	ETL
151738	BLT-ICON3648	73.9W	4200Lm	3K/4K/5K/6K	>90	36" x 48"	100-120Vac	ETL

NE9™



Beyond LEDs newest NE9 flexible Neon Rope Lights are the highest quality rope light in the market. Swap traditional neon glass tubes for these durable, flexible LED neon strip lights and stand out from the rest. Drawing from minimal power, these strips produce a continuous line of striking single-color or white neon light. Shatterproof and watertight, they are rated for use outdoors and in damp locations. A straight power cord and a pigtail connector are included for simple plug-and-play installation. Designed with a sleek jacket housing, NE9 Rope is ideal for enhancing the overall appearance of commercial buildings.


- High Brightness Epistar Led Chips
- Each single color 50ft Roll includes (2) power cords, (2) two pin joining connectors, (2) End Caps, (100) pcs mounting clips
- RGB rope also includes controller and remote.
- Daisy Chain upto 150ft per one AC Power supply
- Durable PVC housing allows indoor and outdoor installation
- Cuttable every 20 inches
- 30000 Hrs Life span
- IP67 Rated
- ETL Listed
- 2 Year warranty



SKU #	Watt	Color	Length	Lifespan	LED Brand	Input Voltage	IP	Certifications
153704	3.28 W/FT	White	50ft/Roll	30,000 Hrs	Epistar	120V	IP67	ETL
153705	3.28 W/FT	Yellow	50ft/Roll	30,000 Hrs	Epistar	120V	IP67	ETL
153706	3.28 W/FT	Red	50ft/Roll	30,000 Hrs	Epistar	120V	IP67	ETL
153707	3.28 W/FT	Blue	50ft/Roll	30,000 Hrs	Epistar	120V	IP67	ETL
153712	3.28 W/FT	RGB	50ft/Roll	30,000 Hrs	Epistar	120V	IP67	ETL

NE™

Beyond LED's NE LED Neon rope light is the highest quality rope in the market. NE Rope light is made of high quality silicone which is fully water proof and heat resistance and will maintain it's outer color for a lifetime without even fading. NE rope is available in two types D and S types. D type is specially design to use around the building and S type is specially design to customize any number or character like "COKE."




- Flexible & cuttable modules marked for design freedom
- Optional aluminum profile & clips are available
- Dot-free linear neon illumination
- Fabricated with UV-resistant silicone material



SKU #	Model #	Watt	Color	Length	Type	Lifespan	Input Voltage	Certifications
151440	BLT-RGB-0-24V	7.7 W/M	RGB	49ft/Roll	D Type	50,000 Hrs	24VDC	UL
101717	RGB BT Controller							
110247	BLT-CCFG-0-24V-R	7.7 W/M	Red	49ft/Roll	D Type	50,000 Hrs	24VDC	UL
110254	BLT-CCFG-0-24V-G	7.7 W/M	Green	49ft/Roll	D Type	50,000 Hrs	24VDC	UL
110262	BLT-CCFG-0-24V-B	7.7 W/M	Blue	49ft/Roll	D Type	50,000 Hrs	24VDC	UL
110270	BLT-CCFG-0-24V-Y	7.7 W/M	Yellow	49ft/Roll	D Type	50,000 Hrs	24VDC	UL
110296	D TYPE Mounting Clip							
110403	D TYPE Aluminum Strip / Profile							

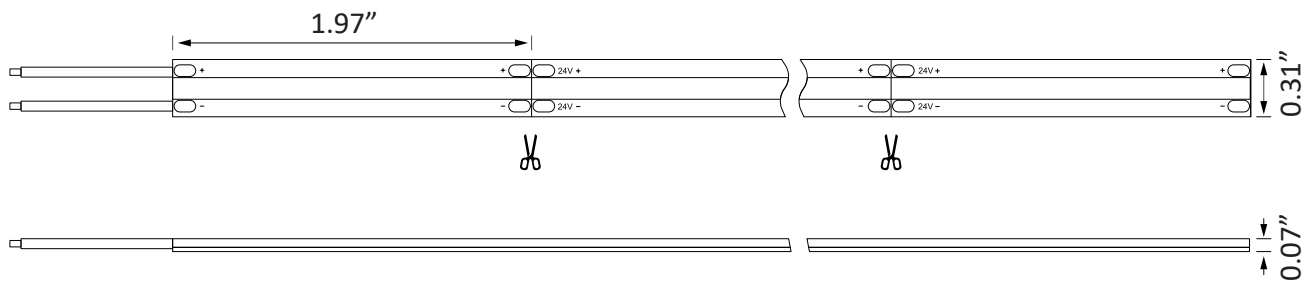
CARSON™



Our Carson Tape Light is the unique, newest and revolutionary product of 2021. This superior design will not show visible dots or hot spots. Carson tape light that has a max run of 16 Feet. This LED tape emits up to 260 lumens per ft and only using about 2.5 watts per ft of power. Carson Tape lights are an ideal solution for coves, under cabinets, displays and creative projects for residential and industrial applications.



- Peel and Stick adhesive backing simplifies mounting
- 16FT of Total length per strip
- >90 CRI
- 0-10 Dimmable
- Beam Angle 180° Degree
- 8mm Strip Width
- Cuttable every 2 inches
- Rated IP22
- Invisible LEDs
- No Hot spots
- 24V / 60 Watt LED driver included
- UL Listed
- 3 Year warranty



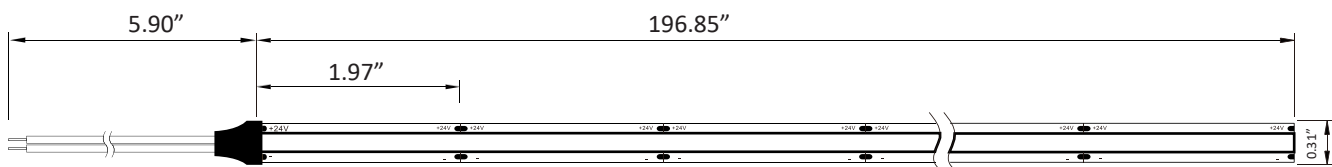
SKU #	Watt	Lumens	CCT	CRI	Total Length	Min. Cuttable Length	Beam Angle	Input Voltage	IP	Certifications
153843	40W	3760Lm	3000K	>90	16ft	2 INCHES	180°	24V	IP22	UL

MICRON™

Our MicronTape Light is the Brightest, newest and revolutionary product of 2021. This superior design will not show visible dots or hot spots. Micron tape light that has a maxrun of 16 Feet. Micron Tape lights are an ideal solution for coves, under cabinets, displays and creative projects for residential and industrial applications.



- Peel and Stick adhesive backing simplifies mounting
- 176 LEDs per FT
- 16FT of Total length per strip
- >90 CRI
- 0-10 Dimmable
- Beam Angle 180° Degree
- 8mm Strip Width
- Cuttable every 2 inches
- Rated IP20
- Invisible LEDs
- No Hot spots
- 24V / 60 Watt LED driver included
- UL Listed
- 3 Year warranty



SKU #	Watt	Lumens	CCT	CRI	Total Length	Min. Cuttable Length	Beam Angle	Input Voltage	IP	Certifications
153840	50W	5145Lm	3000K	>90	16ft	2 INCHES	180°	24V	IP20	UL
153841	50W	N/A	BLUE	>90	16ft	2 INCHES	180°	24V	IP20	UL

GARNET™



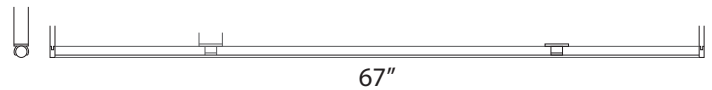
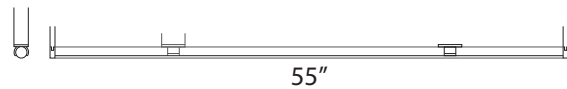
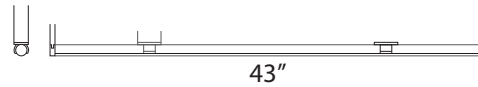
- SKU # 150028
- Size: 43"
- Wattage: 18.9
- Lumens: 1512
- CCT: 6000K
- Input Voltage: 12V



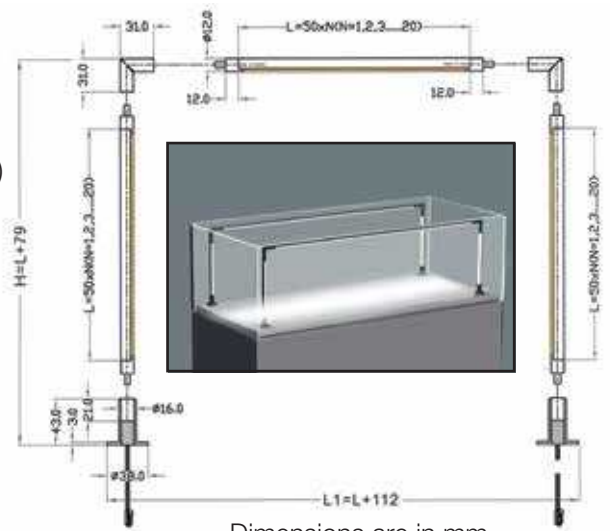
- SKU # 106765
- Size: 55"
- Wattage: 25.2
- Lumens: 2016
- CCT: 6000K
- Input Voltage: 12V



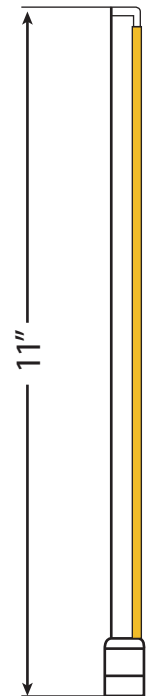
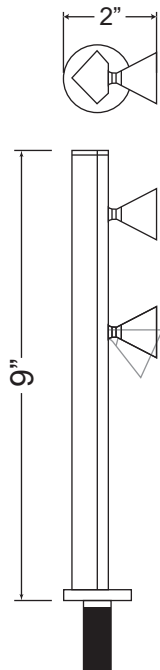
- SKU # 106781
- Size: 67"
- Wattage: 30.6
- Lumens: 2448
- CCT: 6000K
- Input Voltage: 12V



- SKU # 106799 (Frosted Lens)
- SKU # 106815 (Clear Lens)
- Size: 11"
- Wattage: 3.6
- Lumens: 288
- CCT: 6000K
- Input Voltage: 12V



OPAL™



- SKU # 106955
- Size: 9"
- Wattage: 2.4
- Lumens: 650
- CCT: 6000K
- Input Voltage: 12V

- SKU # 106963
- Size: 11"
- Wattage: 4.5
- Lumens: 2448
- CCT: 6000K
- Input Voltage: 12V



TAURAS™



SKU: 154316



SKU: 154317



SKU: 154318



SKU: 154319



SKU: 154320



SKU: 154321



SKU: 154322

LED DRIVERS

SKU #	Model #	Watt	Input Voltage	Output Voltage	Max. Output Current	Environment	IP	Certifications
154316	VD-12060A0696	60	100-240Vac	12V DC	5A	Outdoor	IP67	UL
154321	VD-24060A0696	60	100-240Vac	24V DC	2.5A	Outdoor	IP67	UL
154319	VD-12100A0692	100	100-240Vac	12V DC	8.33A	Outdoor	IP66	UL
154322	VD-24100A0692	100	100-240Vac	24V DC	4.17A	Outdoor	IP67	UL
154317	VD-12150D0243	150	100-240Vac	12V DC	12.5A	Outdoor	IP67	UL
154318	VD-24150D0243	150	100-240Vac	24V DC	6.25A	Outdoor	IP67	UL
154320	VD-12200D00710	200	100-240Vac	12V DC	16.67A	Outdoor	IP67	UL

MEANWELL™



SKU #	Model #	Working Temp	Brand	Output Voltage	IP	Efficiency
100339	BLT-60-12	-22°F/158°F	Beyond	12V DC	N/A	83%
151173	BLT-100-24	32°F/104°F	Beyond	24V DC	N/A	89%
100321	MW LPV 60-12	-22°F/158°F	Meanwell	12V DC	IP67	83%
100354	MW LPV 60-24	-22°F/158°F	Meanwell	24V DC	IP67	86%
101600	MW LPV 100-12	-13°F/158°F	Meanwell	12V DC	IP67	85%
101667	MW LPV 100-24	-13°F/158°F	Meanwell	24V DC	IP67	88%
106096	MW LPVL 150-12	-13°F/158°F	Meanwell	12V DC	IP67	87%
150030	MW LPVL 150-24V	-13°F/158°F	Meanwell	24V DC	IP68	87%
105593	MW HLG 150-12	-40°F/158°F	Meanwell	12V DC	IP67	91.50%
105601	MW HLG 240-12	-40°F/158°F	Meanwell	12V DC	IP65	90%
109496	MW HLG 240-24	-40°F/158°F	Meanwell	24V DC	IP65	90%
150011	MW HLG 320-24	-40°F/158°F	Meanwell	24V DC	IP65	90%
150836	MW LRS-200-12V	-4°F/122°F	Meanwell	24V DC	N/A	87%
150837	MW LRS-350-12V	-4°F/122°F	Meanwell	12V DC	N/A	85%
151616	MW-LRS-350-24V	-4°F/122°F	Meanwell	24V DC	N/A	87%

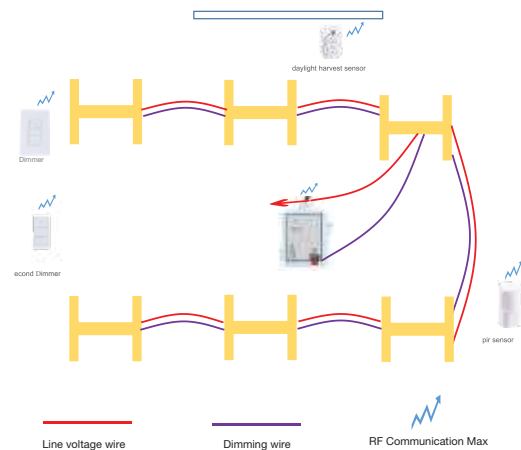
BEYOND CONTROL™



A good lighting design includes a good control design. Lighting controls play a critical role in lighting systems, enabling users manually or automatically to turn the lights ON and OFF using a switch and/or adjusting light output up and down using a dimmer. Beyond Controls are the perfect and support free solution for small and mid-size spaces, without using Wifi, Tablets or Computers. Beyond lighting controls are fully wireless RF technology based, which means super easy to use without any technical support.

Features

- Full Radio Frequency System
- No Computer Needed
- 1-Touch Wireless Commissioning
- PIR Occupancy Sensing
- Super Easy Installation
- Wireless Dimmer
- Daylight Sensing



Energy Solutions for Different Spaces Area dimming and sensing for offices, classes, hospitals, and parking lots...

Switch on/off and dim a group of lights with the wireless manual control dimmer and sensor. Save additional energy with daylight harvesting. Install the dimming module in a standard junction box, gather all dimming wire and then feed into the 0-10V terminal. To save on additional energy put two wireless dimmers near the entrance/exit and add a daylight sensor near the window.

*Call your sales representative for project based pricing.

SKU #	Model #	Standby Power	Battery Life	Maximum Power	Frequency Band	RF Range	Input Voltage
151061	BLT-BMS401	2.5uA	5-Year	-	433Mhz	100ft	120-277Vac
151018	BLT-BMS401	2.5uA	5-Year	-	433Mhz	100ft	3V
151019	BLT-BCS401	2uA	5-Year	-	433Mhz	100ft	3V
151021	BLT-BDS401	2uA	5-Year	-	433Mhz	100ft	3V

RYN™

LED RGB Controller

Model R208-S

Beyond LED's RYN model R208-S RGB LED controller is designed to drive constant voltage LED products with common anode connection in a voltage range of DC 5V-24V. It contains a main control unit and RF remote controller. Users can setup plenty of dynamic programs and static colors via the remote.

R208-S LED RGB Controller SKU: 101683



Features

- Remote Distance >49 feet
- IP68 Rated
- Working Voltage DC 5-25V
- 5 Levels of brightness
- 256 Levels of PWM
- 43 Dynamic modes
- 30 Static colors

LED RGB Controller

Model R328-S

Beyond LED's RYN Model R328-S RGB LED controller works with smart phones and is designed to drive constant voltage LED products with common anode connection in a voltage range of DC 6V-24V. It works with "Color Easy3 plus" APP on iOS or Andriod via Bluetooth connection. Users can setup static colors or dynamic modes from their smart phone. It also comes with RF remote for easy operation.

R328-S LED RGB Controller SKU: 101717



Features


- Control Distance >33 feet
- IP68 Rated
- Working Voltage DC 6-24V
- Optional RF remote
- BT V2.1 w/Color Easy3 Plus APP
- 42 Dynamic modes 16 Static colors
- iOS or Android compatible

LED RGB Controller

Model MP70-COM-S

Beyond LED's RYN Model MP70-COM LED controller is a versatile digital LED controller and is designed to drive various digital LED strips or spotlights with decode IC. Users can setup dynamic patterns or static colors from the remote. With the wireless mesh technology, one remote controller can control multiple receivers, and users can save their favorite patterns via the remote.

MP70-COM-S LED RGB Controller SKU: 151367



Features

- Waterproof IP68 rated
- Working voltage DC 5V-24V for receiver, 3V for remote
- Working temp. -22 - 131 F°
- Wireless freq. 2.4GHz ISM band
- Output data range 500/1000 Pixels

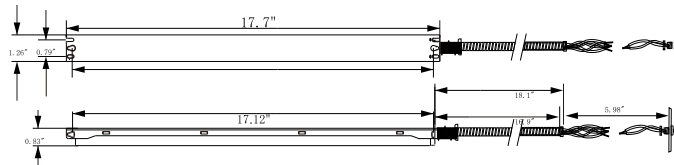
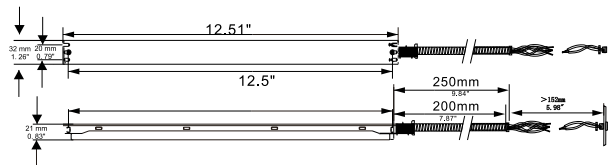
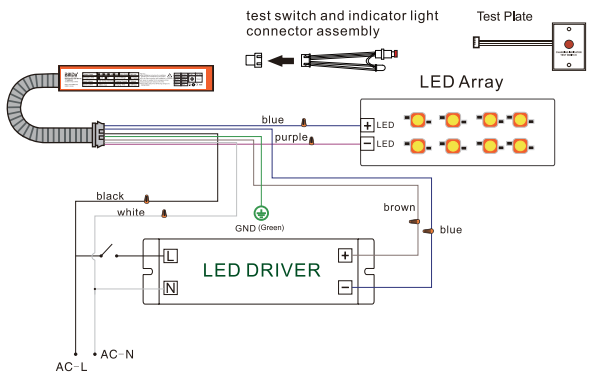
You may use these Wireless Controllers for HD RGB LED Modules or ST6 RGB LED Modules

BILLDA™



Beyond LED's Billda Technology LED Emergency driver is the most innovative and feature rich product of its kind. This new Billda 2020 version is specially designed for LED Panels, Troffers, Downlights, High Bay fixtures and it's also compatible with most indoor LED lighting fixtures. This new Billda driver offers multiple selectable emergency power options from 8W to 20W. This new Billda power will provide up to 90 minutes of backup power in case of a power failure.

- Listed for field installation-UL924 & CSA C22.2 NO.141
- Test Switch/Charging Indicator Light Low Voltage, illuminated Test Switch
- Constant output power (Auto sensing output within each range)
- Output Current & Voltage 320-600mA, 25V-48V
- Battery protections include over voltage, low voltage, over temperature and short circuit protection
- Temperature Rating (Ambient) 0°C to +50°C (32°F to 122°F)
- RoHS compliant
- AC Input Current 100mA max
- AC Input Power Rating 5.5W max
- Output Power 15W/20W max
- Illumination Time ≥90 Minutes
- Full Warranty 5 Years
- Output LVLE Compliant
- Input Voltage 100-347Vac
- Battery High-Temperature, Maintenance-Free, Ni-MH battery, 5 Years Life Expectancy
- Battery Charging Current 250mA
- Recharge Time ≥24Hours
- Meets CEC Title 20 (California Energy Commission) efficiency standards



SKU #	Model #	Watt	Recharge Time	Input Current	Emergency Time	Output Power	Output Voltage	Input Voltage	Certifications
153467	BLD-YT15D-XXX	15W	24Hours	≤100mA	90 Minutes	15W Max 2	30V-60V / 61-120V	100-347Vac	UL
153468	BLD-YT20D-XXX	20W	24Hours	≤100mA	90 Minutes	20W Max 2	30V-60V / 61-120V	100-347Vac	UL

M45™


Pole Top Options: A removable plastic top cap is provided if the pole is drilled for attaching light fixtures. The drill pattern and drill orientation need to be provided by the customer unless Energy Light fixtures are used for the project. A 2 3/8 inch diameter tenon with a 4 inch length is most common; however, the customer needs to confirm the appropriate tenon size required by the project.

Pole Shaft: Hot rolled, commercial quality, welded steel tubing of 1 piece construction with a minimum yield strength of 55,000 psi is used to fabricate the pole shaft.

Handhole: A 2 1/2 inch wide x 5 inch tall reinforced handhole is provided at 18 inches from the base plate. A cover with a single screw to secure the latch mechanism is also provided.

Base Cover: A 2 piece ABS plastic base cover is provided. Plastic rivets are included to securely attach the 2 pieces together after pole installation.

Anchor Bolts: A set of 4 steel anchor bolts are provided with each pole assembly. Each bolt includes 2 nuts and 2 washers. A portion of the anchor bolt is threaded for securing and leveling the pole with the provided nuts and washers. An actual size paper anchor bolt template is provided.



Maximum (EPA) Effective Projected Area Load Information with 1.3 Gust Factor

	20Ft	25FT	30FT
80 mph	9.6 Square Feet	9.6 Square Feet	9.6 Square Feet
90 mph	8 Square Feet	8.3 Square Feet	6.7 Square Feet
100 mph	5.7 Square Feet	6 Square Feet	4.5 Square Feet
110 mph	4.3 Square Feet	4.25 Square Feet	4.25 Square Feet
120 mph	3.1 Square Feet	3 Square Feet	3.1 Square Feet

SKU #	BASE MODEL	NOMINAL MOUNTING HEIGHT	POLE DIMENSIONS				BASE PLATE		ANCHOR BOLTS	
			TOP SQ (IN)	BASE SQ (IN)	WALL THK (GA)	STRUCTURE WEIGHT (LBS)	BOLT CIRCLE DIA (IN)	SQ (IN) x THICK (IN)	DIA x LENGTH x HOOK (IN)	PROJECTION (IN)
153583	Square Pole 4 X 4 20FT	20FT	4	4	0.12IN	145.50LBS	0.98IN	10.51x10.51IN	0.71x27.56x3.15IN	3.15IN
153584	Square Pole 4 X 4 25FT	25FT	4	4	0.12IN	176.37LBS	0.98IN	10.51x10.51IN	0.71x27.56x3.15IN	3.15IN
153597	Square Pole 4 X 4 30FT	30FT	4	4	0.12IN	207.23LBS	0.98IN	10.51x10.51IN	0.71x27.56x3.15IN	3.15IN
155642	Square Pole 4 x 4 20FT	20FT	4	4	0.75IN	138LBS	0.75IN	10.5 x 10.5IN	0.75 X 30 X 4IN	3.75IN
155643	Square Pole 4 x 4 25FT	25FT	4	4	0.75IN	240LBS	0.75IN	10.5 x 10.5IN	0.75 x 30 x 4IN	3.75IN
156176	Square Pole 5 x 5 30FT	30FT	5	5	0.75IN	280LBS	0.75IN	10.5 x 10.5IN	0.75 x 30 x 5IN	3.75IN

POLE ACCESSORIES™



SKU: 150906
Steel Tenon Adapter
for 4" Square Pole, Bronze



SKU: 150909
Tenon for Square Poles, Bronze



SKU: 150913
90° Wall Mount Tenon, Bronze



SKU: 150912
Horizontal Pole Top Bracket,
2 Horizontal 90° Tenons, Black



SKU: 150540
4" Tenon Adapter,
2 Horizontal 90° Tenons, Bronze



SKU: 150544
4" Tenon Adapter,
3 Horizontal 90° Tenons, Bronze



SKU: 156158
4" Square Pole Right Angle 90°
Wall Mount Tenon, Bronze



SKU: 156159
4" Pole Round Adaptor
Tenon Mount, Bronze



SKU: 150555
5" Low Profile Bullhorn with 2
Tenons, Bronze



SKU: 150915
5" Square Pole Tenon Adapter,
2 Horizontal 180° Tenons, Black



SKU: 106674
Adjustable Tenon Adapter, Bronze



SKU: 105544
90° Round Horizontal
Tenon Mount, Bronze



SKU: 156161
Round Bullhorn Bracket low profile
with 2 Tenons Inline, Bronze



SKU: 156234
Round Bullhorn Bracket low profile
with 3 Tenons Inline, Bronze



SKU: 150554
4" Low Profile Bullhorn with
2 Tenons, Bronze



SKU: 156160
Round Tenon Adaptor low profile
With 4 Horizontal 90° Tenons



SKU: 150550
4" Square Pole Bullhorn, with 2
arms at 180°, Bronze



SKU: 150551
5" Square Pole Bullhorn, with 2
arms at 180°, Bronze



About Us



Reducing Global Carbon One Panel At A Time

Beyond Solar is dedicated to reducing Global Carbon levels by introducing alternative energy solutions to the industrial business world.

Stay Informed About Rebates

By connecting ourselves with various power companies in the U.S. we are able to assist you with figuring out those pesky rebates on your solar products!

Located In Georgia, United States

We at Beyond Solar are proud to be a company based in Stone Mountain, GA. Visit our distribution center to pick up your orders if you're near by!



In 2014 Beyond expanded with the introduction of Beyond Solar which focuses specifically on providing turnkey alternative energy solutions throughout the U.S. for industrial applications. We have developed innovative methods of installation and have many sources for renewable energy system components to meet your specific needs. We are proud to be able to offer clients solar energy solutions with very attractive payback results and services to ensure everything gets set up properly. We have built and continue to expand our network of dedicated and responsible energy users, installers and investors to bring your vision to life.

Beyond Solar is proud to be a leading wholesale distributor of solar products located right here in the state of GA, USA. We ship solar equipment all across the United States, but if you're based in GA and wish to pick up your equipment, you can do so from our warehouse in Stone Mountain, GA. We also have relationships with installers across the U.S., Mexico, Central America, and the Caribbean. If you have a project you would like our help with, let us know! We pride ourselves in supplying highest quality equipment with the highest quality equipment at the best prices while providing an exceptional level of knowledge and support.

For a complete solution on all your solar lighting needs from product purchase to installation, contact us at:

sales@beyondsolar.net or **800-316-4716**

Proud Members of:



Table of Contents

SOLAR SERVICES

In-House Turnkey Solutions 01

SOLAR LIGHTING SOLUTIONS

Why use Solar Lighting? 02

SOLAR AREA LIGHTS

Solar LED Street Light - ATHENS 03
 Solar LED Street Light - PROVENCE 04
 Solar LED Street Light - NATRON 05
 Solar LED Street Light - POLLUX 06
 Solar LED Street Light - CASTOR 07
 Solar LED Street Light - VISTA 08
 Solar LED Street Light - CAPELLA 09

SOLAR SIGNAGE LIGHTS

Solar LED Billboard Light - ALPHA 10
 Solar LED Trinagle Light - SPARK 11
 Solar LED Sign Light - SPARK PRO 12
 Solar LED Sign Light - SUNRISE 13

SOLAR PORTABLE LIGHTS

Solar LED Carport Light - EVERGREEN 14

SOLAR PATHWAY LIGHTS

Solar LED Padestrian Light PLANTATION & OAKLAND 15
 Solar LED Street Pole Light - CAPE 16
 Solar LED Bollard Light - TITAN 17
 Solar LED Bollard Light - VANDAL 18
 Solar LED Urban Light - TOTEM 19

SOLAR WALL PACKS

Solar LED Wall Mount Light - OASIS 20
 Solar LED Wall Mount Light - RENEW 21
 Solar Security Light - LUNE 22

SOLAR FLAG POLE LIGHTS

Solar LED Flag Pole Light - APOLLO 23
 Solar LED Flag Pole Light - APOLLO 24

SOLAR POWER BANKS

Solar Power Bank System - KANO 25
 Solar Power Bank System - EASTON 26

SOLAR ROADWAY LIGHTS

Solar Road Stud - ORAN 27

SOLAR AVAILABILITY

Peak Sun Hours 28



Solar Services

In-House Turnkey Solutions: Everything from project management and design to construction, operations and maintenance are performed in-house by Beyond Solar, which streamlines projects and lowers your overall costs. We have extensive experience building rooftop, ground mounted and carport systems.

Roof Mount: Large rooftops are the most popular location for commercial solar installations. We have completed many of these installations across the United States.



Ground Mounts: Ground mounted solar projects often achieved the highest ROI by allowing for optimal system sizing, design and layout. Ground mounted systems improve both constructability and long term energy yields.

Carports & Canopies: Companies without space for a rooftop or ground mounted system have the option to make good use of other available areas with elevated structures like a carport or canopy.



Initial Meeting: Whether you attended one of our many tradeshows or came to us from a client referral, we appreciate the time you take to meet with us. We enjoy our initial discussions with potential clients to find out more about their energy needs and to see if solar can be a good opportunity to save on the ever rising costs of electricity.

Needs Assessment: We take the time to truly understand your energy consumption profile to help maximize energy savings.

Project Development: Once we establish the projected energy needs we begin the development process.

Permitting and Utility: Interconnection A solar project is one that touches many stakeholders. There is the client, the builder, the funder and there are the authorities having jurisdiction (AHJs) and the utility to which the system must be interconnected.

Project Management: Home and Businesses with solar sell for more than similar homes without solar. Think about it: Who doesn't want a house or business that produces its own electricity and has low utility bills?

Finance and Incentives: Solar is an affordable, sustainable solution that can significantly reduce your dependence on utilities and ever-increasing electricity prices. With attractive investment returns, or no money up front options available, solar energy will help you realize more profits, create more certainty on future energy costs, and promote a more sustainable organization.

There are variations, but most finance solutions fit within these categories:

Cash Purchase: Provides the highest level of saving, with Internal Rates of Return (IRR's) ranging from 8% to 15%, depending on the system. The approach makes sense in the case of a for-profit enterprise that is currently paying taxes.

Bank Financing: Typically requires a down-payment of 20% to 30%, with Internal Rates of Return (IRR's) of 20% to 50%, depending on the system. This option result in positive cash flow starting in the first year.

Lease: No upfront money necessary-flat monthly payments can be reduced with an upfront deposit. Power Purchase Agreement: No cash up front, no maintenance costs, and monthly payments are based on actual energy produced and an agreed-upon per-kWh charge.

Solar Lighting Solutions

Why use Solar Lighting?

- Completely Off grid with battery back up
- Solar Lighting is Cost Effective
- Solar Energy is environmentally friendly
- Easy Installation & completely maintenance free
- Protecting the Planet
- Tax Credit Benefits

See why solar lighting is becoming the go to option

Commercial solar lighting systems have been increasing in popularity over last 10 years. Not only are there cost savings both with installation and over time, providing a green option to standard grid tied lighting allows owners to take control of their environmental impact.

Off Grid With Battery Backup

All of our lighting system are self sustained and completely off grid. Battery back up also provides backup power storage for the rainy cloudy days.

Cost savings


There is absolutely no electric bill associated with off grid solar lighting systems. You can install any where it is required. No trenching or underground wiring required with all of our solar lighting. Solar lighting system does not require any maintenance after installation.

Tax Credits

There is 30% federal tax credit available to all commercial customers. There is many rebates and incentives available for commercial and residential customers.

Protecting the planet

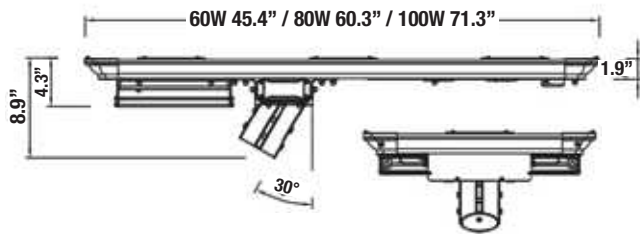
The sun produces enough energy every 10 seconds to meet the world's energy needs. The power is provided by the sun. The solar panels charge the battery assembly during the day and the controller switches to power the light from that reserve at night.



ATHENS™



Angle of Light Source: -60° / +60°



Outdoor solar lighting system uses solar cells which convert sunlight into electricity. Electricity is stored in the battery for use at night. Athens Solar LED Street Light features all in one design function, low profile design with PIR/microwave motion sensor and smartcontroller all built in with bifacial solar panel. Athens Solar Lights are easy to install and virtually maintenance free.

- Economical, easy to install, all in one integrated with bifacial solar panel on top and bottom for faster charging time.
- Philips LumiLEDs luxeon 5050 chip creates a first class light source 180 lumen per watt, with the aluminum lamp base and sealed lens with its excellent heat dissipation.
- The sealed lenses are made of strong UV protected PC and are aging and shock resistant.
- The light automatically switches on at dusk and switches off at dawn. 50% permanent lighting, when motion is detected power turns to 100%.
- Deep cycle battery, charge and discharge over 2000 times, continuously works 2-3 rainy days in intelligent mode.
- MPPT controller automatically track the maximum power point according to the weather variation, charging rate 30%.
- 180 Lumens per watt and IP65 & IK08 rated
- 3 Years limited warranty on all components
- Optional Accessory: Intelligent App Control, IOT Management system, Camera, Bird Spikes



Bifacial Solar Panel Efficiency Increased 30%



Rotatable LED Module Easy Installation

Model #	SKU #	Power	PV Type	Solar Panel	Lithium Battery	Lumens	CCT	Charge Time (Hrs)	IP Rating	Installation Height (Ft)
AVS-BF02-60W	786221	60W	MONO	100Wp	538WH 12.8V 42AH	10800 LM	5000K	6	IP65	26-29
AVS-BF02-80W	786441	80W	MONO	130Wp	768WH 25.6V 30AH	14400 LM	5000K	6	IP65	32-36
AVS-BF02-100W	786331	100W	MONO	160Wp	922WH 25.6V 36AH	18000 LM	5000K	6	IP65	39-42

PROVENCE™

3 Year Limited Warranty

Outdoor solar lighting system uses solar cells which convert sunlight into electricity. Electricity is stored in the battery for use at night. Provence Solar LED Street Light features all in one design function, low profile design with PIR/microwave motion sensor and smart controller all built in with bifacial solar panel. Provence Solar Lights are easy to install and virtually maintenance free.

- Economical, easy to install, all in one integrated with bifacial solar panel on top and bottom for faster charging time.
- Philips LumiLEDs luxeon 5050 chip creates a first class light source 200 lumen per watt, with the aluminum lamp base and sealed lens with its excellent heat dissipation.
- The sealed lenses are made of strong UV protected PC and are aging and shock resistant.
- The light automatically switches on at dusk and switches off at dawn. 50% permanent lighting, when motion is detected power turns to 100%.
- Deep cycle battery, charge and discharge over 2000 times, continuously works 2-3 rainy days in intelligent mode.
- MPPT controller automatically track the maximum power point according to the weather variation, charging rate 30%.
- 200 Lumens per watt and IP65
- 3 Years limited warranty on all components
- Optional Accessory: Intelligent App Control, IOT Management system, Camera, Bird Spikes
- Bracket Option: Universal Slip Fitter (2 3/8"), for Wall Mount, for Round Pole and for Square Pole



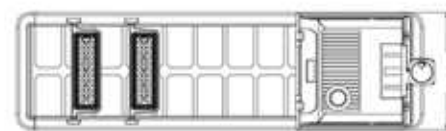
Bird Spikes



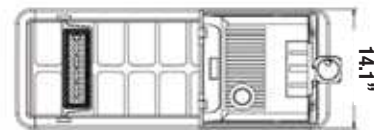
Angle of Light Source: -60° / +60°



50W



30W



Mounting Options



Universal Bracket
SKU: 786217



Wall Mount
SKU: 786216



Round Pole
SKU: 786214



Square Pole
SKU: 786215



Bifacial Solar Panel
Efficiency Increased 30%



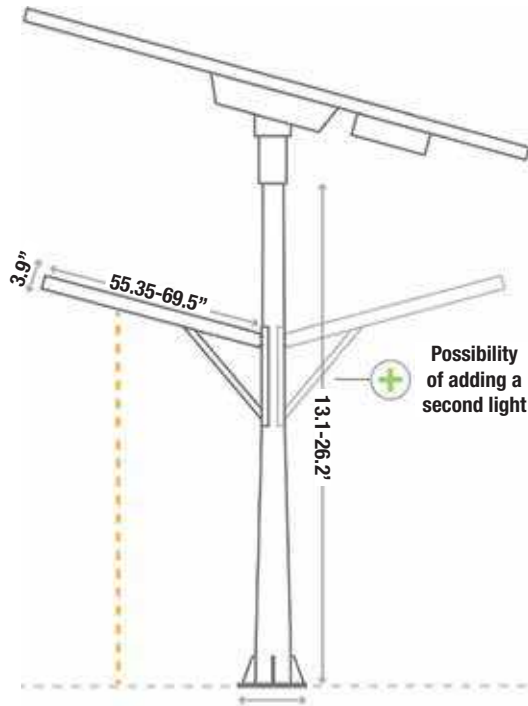
Rotatable LED Module
Easy Installation

Model #	SKU #	Power	PV Type	Solar Panel	Lumens	Lithium Battery	Charge Time (Hrs)	Material	IP Rating	Installation Height (Ft)
AVS-Ai1sE-30W	786220	30W	MONO	50W / 18V	6091	307.2W 12.8V	6.14	ALUMINUM	IP65	16.4-26.2
AVS-Ai1sE-50W	786219	50W	MONO	70W / 18V	10091	460.8W 12.8V	6.58	ALUMINUM	IP65	19.7-32.8

SOLAR AREA LIGHTS

NATRON™

5 Year Limited Warranty



Beyond Solar presents this Solar Street light with an extremely simple way of installation compared to traditional lead acid battery systems. Natron enjoys a smart and unique design together with the best components available on the market. Using a LiFePO4 Battery, MPPT controller, it's made in Aluminum, making it the most powerful and reliable solution.

- Maximum power point tracking charging
- Auto identify day/night
- 4 levels dimming design
- Smart mode operation
- Waterproof IP66
- Optimal component calibration and intelligent management system
- Selection of the latest and highest component technology
- The Eco-friendly and safe LiFePO4 battery improves the cyclic charge and discharge over 2000 times and has a life span of more than 10 years.
- MPPT (Maximum Power Point Tracking) controller automatically track the maximum power point according to the weather variation.
- 5 Years limited warranty



Model #	SKU #	Power	PV Type	Solar Panel	Lithium Battery	Lumens	CCT	Controller	Beam Angle	Installation Height (Ft)
AVS-SSLXPRO-30W	786159	30W	MONO	125W	36AH 12.8V	4500LM	5000K	MPPT	120°	15
AVS-SSLXPRO-40W	786158	40W	MONO	135W	49AH 12.8V	6000LM	5000K	MPPT	120°	18
AVS-SSLXPRO-60W	786157	60W	MONO	195W	72AH 12.8V	9000LM	5000K	MPPT	120°	20
AVS-SSLXPRO-80W	786156	80W	MONO	210W	90AH 12.8V	12000LM	5000K	MPPT	120°	20
AVS-SSLXPRO-100W	786155	100W	MONO	285W	58.5AH 25.6V	15000LM	5000K	MPPT	120°	25
AVS-SSLXPRO-250	786160	2X50W	MONO	285W	58.5AH 25.6V	15000LM	5000K	MPPT	120°	25

POLLUX™



Our Pollux All in One Pro is economical, easy to install, completely off grid, unique new design with all the solar lighting advantages is great solution for area such as pathway, parking lot, roadway, trails or any remote area that have no access to conventional Power. Our all in one Pollux features an integrated solar panel, battery and Light fixture with easy to install mounting eliminates trenching to bury electrical wires and the savings continues since there is no monthly electrical bill.

- Economical, Easily to install, all in one integrated with fixture on one side and panel on the other side.
- Philips High Efficiency LEDs with heat dissipation design, pure aluminum lamp base with seal lens for an optimal lighting and life span.
- Batwing Lens for a perfect illumination and uniformity
- The light automatically switches on at dusk and switches off at dawn. 30% permanent lighting, when motion is detected power turns to 100%.
- Eco-Friendly and safe LifePO4 battery and discharge over 2000 times has life span of more then 10 years
- MPPT controller automatically track the maximum power point according to the weather variation, charging rate 16 to 30%
- 140 Lumens per watt and IP65 Rated
- 5 Years limited warranty on all components



SOLAR AREA LIGHTS

Model #	SKU #	Power	PV Type	Solar Panel	Lithium Battery	Lumens	CCT	Charge Time (Hrs)	Weight (Lb)	Installation Height (Ft)
AVS-PRO-20W	990101	20W	MONO	60W	18AH	2800LM	5000K	6-7 Hrs	27.5	15
AVS-PRO-40W	990102	40W	MONO	72W	24AH	5600LM	5000K	6-7 Hrs	34.78	20
AVS-PRO-60W	990103	60W	MONO	105W	42AH	8400LM	5000K	6-7 Hrs	51.8	20
AVS-PRO-80W	990104	80W	MONO	105W	52AH	11000LM	5000K	6-7 Hrs	54.01	25
AVS-PRO-100W	990106	100W	MONO	140W	62AH	14000LM	5000K	6-7 Hrs	60.17	25
AVS-PRO-120W	990107	120W	MONO	140W	72AH	16800LM	5000K	6-7 Hrs	62.37	30

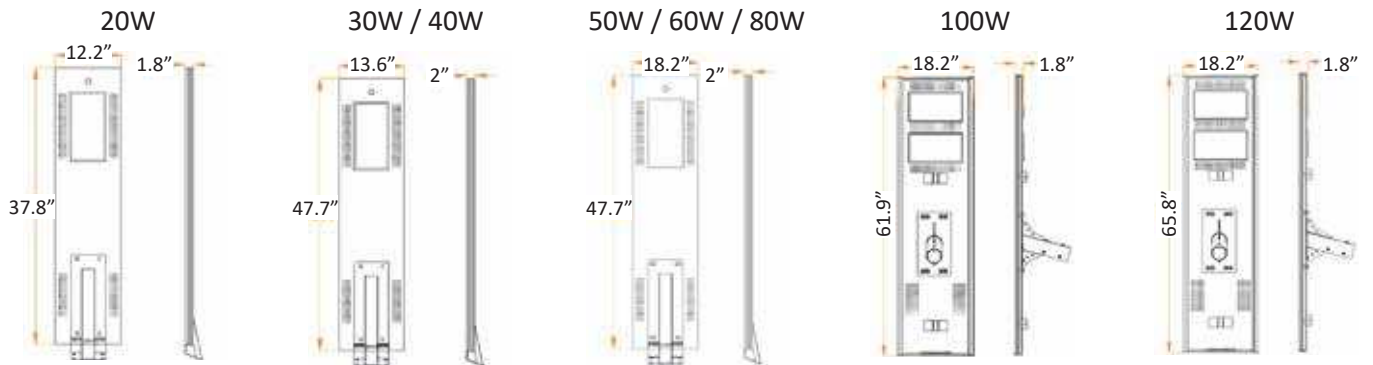
CASTOR™



- Economical, Easily to install, all in one integrated with fixture on one side and panel on the other side.
- Philips High Efficiency LEDs with heat dissipation design, pure aluminum lamp base with seal lens for an optimal lighting and life span.
- The light automatically switches on at dusk and switches off at dawn. 30% permanent lighting, when motion is detected power turns to 100%.
- Eco-Friendly and safe LifePO4 battery and discharge over 2000 times has life span of more then 10 years

Our All in One Castor Solar Area Light is economical, easy to install, completely off grid, unique new design with all the solar lighting advantages is great solution for area such as pathway, parking lot, roadway, trails or any remote area that have no access to conventional Power. Our all in one Castor Solar Area Light features an integrated solar panel, battery and Light fixture with easy to install mounting eliminates trenching to bury electrical wires and the savings continues since there is no monthly electrical bill. Available from 1100 lumen to 16800 lumen package.

- 140 Lumens per watt and IP65 Rated
- Batwing Lens for a perfect illumination and uniformity
- MPPT controller automatically track the maximum power point according to the weather variation, charging rate 16 to 30%
- 5 Years limited warranty on all components



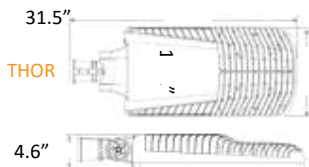
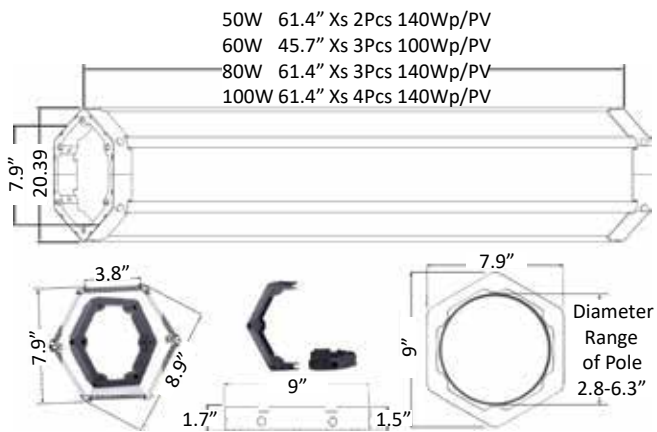
Model #	SKU #	Power	PV Type	Solar Panel	Lithium Battery	Lumens	CCT	Charge Time (Hrs)	Weight (Lb)	Installation Height (Ft)
AVS-AI1-20W	786161	20W	MONO	50W	17AH	2100LM	5000K	6 - 8 H	30.8	18
AVS-AI1-40W	786181	40W	MONO	66W	26AH	4300LM	5000K	6 - 8 H	46.2	23
AVS-AI1-50W	786191	50W	MONO	70W	36AH	5500LM	5000K	6 - 8 H	46.2	24
AVS-AI1-80W	786211	80W	MONO	100W	60AH	8200LM	5000K	6 - 8 H	52.8	30
AVS-AI1-100W	786222	100W	MONO	130W	80AH	11000LM	5000K	6 - 8 H	57.2	33
AVS-AI1-120W	786231	120W	MONO	150W	88AH	15000LM	5000K	6 - 8 H	61.6	36

VISTA™

Our Cylindrical Vista Solar LED Street Light is an advanced combination with latest technology. Solar cylinder Vista is based on modular conception which can be easily mounted to any kind of pole with diameter of 6.49 inch. It adopts mono crystalline solar panel with high efficiency up to 22% and more than 20 years life span.

- 360 Degree Full day charging, the hexagonal design ensures maximum exposure in the morning and afternoon, greatly increasing the amount of electricity.
- Available in 100w and 160W, total power can be increased or decreased as required. Each modular is in 18v, many modules can be connected in parallel to get higher power.
- Strong wing resistance, the force surface is reduced by more than 60% compared with the traditional solar panel. Each module and the pole are fixed by 12 screws, which can resist the 12-level typhoon.
- No snow accumulation since the solar panels are installed vertically, the snow does not accumulate on the panel when it is snowing.
- Smart MPPT controller automatically track the maximum power point according to the weather variation.
- Eco-friendly and safe LifePO4 battery and discharge over 1000 times has life span of more than 5 years.
- 130 lumens per watt and IP67 rated
- 3 Years limited warranty on all components

3 Year
Limited
Warranty



Model #	SKU #	Power	PV Type	Solar Panel	Lithium Battery	Lumens	CCT	Charge Time (Hrs)	Beam Angle	Installation Height (Ft)
AVS-CYS-50W	786110	50W	MONO	280W	548WH	6200LM	5000K	5 H	140 X 70	20
AVS-CYS-60W	786109	60W	MONO	300W	840WH	7800LM	5000K	5 H	140 X 70	25
AVS-CYS-80W	786108	80W	MONO	420W	1080WH	10800LM	5000K	5 H	140 X 70	30
AVS-CYS-100W	786107	100W	MONO	560W	1440WH	12800LM	5000K	5 H	140 X 70	35

CAPELLA™



ANTI BLACK OUT



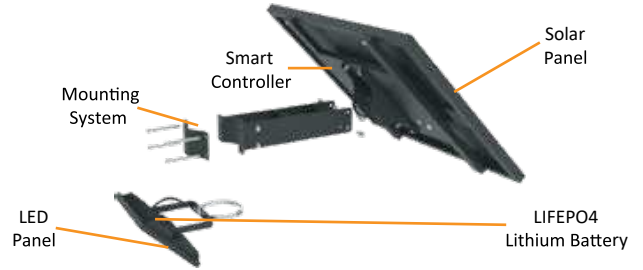
LITHIUM LIFE PO4



5000K CCT

Our Beyond Solar Capella Flood Light can be used in parking lot, on building or any location where having traditional lighting would costly. You don't have to invest thousands of dollars to run power and no messy wiring into an electrical system.

- Adjusting the solar panel angle maximizes solar collection and allows snow to slide off
- Light fixture can also be adjusted to the direction light is needed
- The Solar panel and Light Fixture can be installed on any pole
- The Eco Friendly and safe LifePo4 Battery improves the cycle charge and discharge over 2000 times
- Auto identify day/night, smart mode operation
- 140 Lumens per watt and IP65 rated
- 3 Years limited warranty on all components



AVS-SLK-15W



AVS-SLK-20W



AVS-SLK-30W



AVS-SLK-40W



AVS-SLK-50W



AVS-SLK-60W



Model #	SKU #	Power	PV Type	Solar Panel	Lumens	Battery Capacity	Beam Angle	Working ime (Hrs)	IP Rating	Installation Height (Ft)
AVS-BLK-15W	786101	15W	MONO	50W / 18V	2100LM	15AH 12.8V	120°	+24H	IP65	6.5-9.8
AVS-BLK-20W	786102	20W	MONO	60W / 18V	2800LM	18AH 12.8V	120°	+24H	IP65	6.5-13.1
AVS-BLK-30W	786103	30W	MONO	80W / 18V	4200LM	24AH 12.8V	120°	+24H	IP65	9.8-16.4
AVS-BLK-40W	786104	40W	MONO	100W / 18V	5600LM	28AH 12.8V	120°	+24H	IP65	13.1-19.7
AVS-BLK-50W	786105	50W	MONO	110W / 18V	7000LM	32AH 12.8V	120°	+24H	IP65	13.1-23
AVS-BLK-60W	786106	60W	MONO	120W / 18V	8400LM	38AH 12.8V	120°	+24H	IP65	16.4-26.2

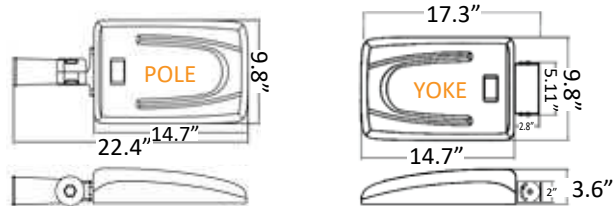
ALPHA™

Our budget friendly Alpha Solar Flood Light can be used in garden, courtyards, Landscapes, Billboard as well as on building for extra parking lot light. You don't have to invest thousands of dollars over the next decade paying for the power to run it. Instead, that free renewable energy from the sun keeps your home or business lit and secure. No messy wiring into an electrical system, they are very easy to install that just about anyone can do it.

- Adjusting the solar panel angle maximizes solar collection and allows snow to slide off
- The solar flood light has separate solar panel to collect the energy from sun.
- These flood light have smart controller that enables the power brightness, and lighting time to be adjusted via remote control.
- The light automatically switches on at dusk and switches off at dawn. Permanent lighting for first 4 hours at 100%, 4 hours at 50% and remaining hours at 30% when motion is detected power turns to 100%.
- 130 Lumens per watt and IP67 rated



- PWM and MPPT Controller automatically track the maximum power point according to the weather verification.
- 3 Years limited warranty on all components
- Bracket Option: Yoke mount and Slip Fitter



Model #	SKU #	Power	PV Type	Solar Panel	Lithium Battery	Lumens	CCT	Controller	Beam Angle	IP Rating
AVS-SFL15W - Yoke	786500	15W	MONO	45W	16AH	2200LM	5000K	PWM	140°	IP67
AVS-SFL20W - Yoke	786600	20W	MONO	60W	24AH	2800LM	5000K	PWM	140°	IP67
AVS-SFL30W - Yoke	786700	30W	MONO	80W	32AH	4200LM	5000K	MPPT	140°	IP67
AVS-SFL40W - Yoke	786800	40W	MONO	90W	40AH	5500LM	5000K	MPPT	140°	IP67
AVS-SFL50W - Yoke	786900	50W	MONO	100W	45AH	6200LM	5000K	MPPT	140°	IP67
AVS-SFL60W - Yoke	786000	60W	MONO	110W	53AH	7200LM	5000K	MPPT	140°	IP67
AVS-SFL15W - Pole	786502	15W	MONO	45W	16AH	2200LM	5000K	PWM	140°	IP67
AVS-SFL20W - Pole	786602	20W	MONO	60W	24AH	2800LM	5000K	PWM	140°	IP67
AVS-SFL30W - Pole	786702	30W	MONO	80W	32AH	4200LM	5000K	MPPT	140°	IP67
AVS-SFL40W - Pole	786802	40W	MONO	90W	40AH	5500LM	5000K	MPPT	140°	IP67
AVS-SFL50W - Pole	786902	50W	MONO	100W	45AH	6200LM	5000K	MPPT	140°	IP67
AVS-SFL60W - Pole	786002	60W	MONO	110W	53AH	7200LM	5000K	MPPT	140°	IP67

SPARK™

2 Year Limited Warranty



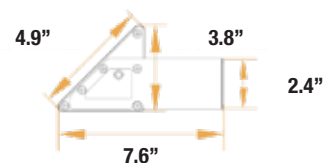
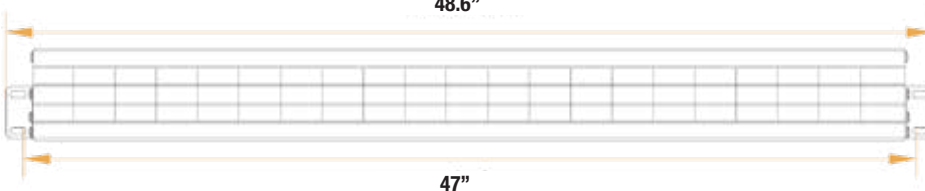
5000K CCT

The Spark Solar Triangle Light features bright, clear lighting to make your signage lighting easily viewable to the public so even through the night, you can feel secure in knowing your billboards will still be seen. Modern, revolutionary design features a LCD display screen to conveniently show you the power consumption. Durable and aesthetically beautiful crystalline, air-plane grade aluminum material and OSRAM LED chip.

- Crystalline Solar Panel with 45 degree tilted angle design. Harvest double the energy compared to horizontal panels
- Built-in tempered glass solar panel, designed to offer self-cleaning operation between rainy and sunny days
- Attached brackets design for thick boards installation and extended arms for thin boards mounting
- Easy to change modular battery pack for further lifespan extension
- OSRAM LED chips for commercial-grade performance
- LCD screen conveniently displays Power Consumption
- 4 hours 100% brightness, +25% brightness until dawn
- 2000 Lumens and IP65 Rated
- 2 Years limited warranty




48.6"




Model #	SKU #	Power	PV Type	Solar Panel	Lumens	Working Time (Hrs)	IP Rating
AVS-TRI-20W	990201	17W	MONO	17W	2000LM	26HRS	IP65

SPARK PRO™

The Spark Pro Solar Sign Light features bright, clear lighting to make your signage lighting easily viewable to the public so even through the night, you can feel secure in knowing your billboards will still be seen. Modern, revolutionary design features a LCD display screen to conveniently show you the power consumption. Durable and aesthetically beautiful crystalline, air-plane grade aluminum material and OSRAM LED chip.



- Crystalline Solar Panel with 90 degree tilted angle design. Harvest double the energy compared to horizontal panels
- Built-in tempered glass solar panel, designed to offer self-cleaning operation between rainy and sunny days
- Attached brackets design for thick boards installation and extended arms for thin boards mounting
- Easy to change modular battery pack for further lifespan extension
- OSRAM LED chips for commercial-grade performance
- LCD screen conveniently displays Power Consumption
- 4 hours 100% brightness, +25% brightness until dawn
- 800-2500 Lumens and IP65 Rated
- 2 Years limited warranty



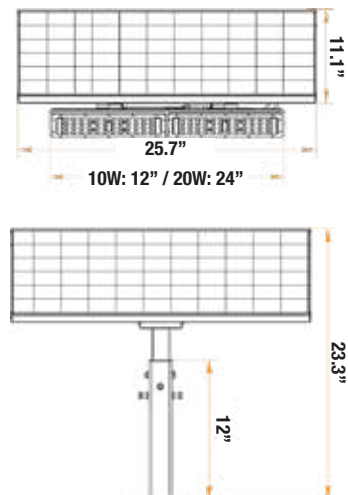
Model #	SKU #	Power	PV Type	Solar Panel	CCT	Lumens	Working Time (Hrs)	IP Rating
AVS-TPRO-800	990204	4W	Mono	12V	5000k	800LM	3-4 Hours	IP65
AVS-TPRO-2500	990205	12.5W	Mono	12V	5000k	2500LM	3-4 Hours	IP65

SUNRISE™



The Sunrise Solar UpLight is all in one design and comes complete with easy to install self-contained solar power assembly to run LED light fixture. Our Sunrise Solar Uplight is great for any monument sign, directional sign for any business and residential application. Our Uplight will bring security and sustainability with no electric bill and no maintenance. It features adjustable base mount from 15 inch to 24 inch for higher billboard/monument signs.

- Crystalline Solar panel with 45 degree tilted angle design
- Built in tempered glass solar panel, designed to provide self-cleaning operation between rainy and sunny days.
- Adjustable LED module design for lighting adjustment
- Integrated solar charge controller provided dusk to dawn operation
- First 4 hours at 100% brightness followed by 25% brightness until dawn
- Commercial grade adjustable base mount to ensure the fixture is at the right illumination height
- 2 Years limited warranty



Model #	SKU #	Power	PV Type	Solar Panel	Lumens	Rotation	Beam Angle	Working Time (Hrs)	IP Rating	Installation Height (Ft)
AVS-UPL-10W	786003	10W	MONO	10W	1000LM	180°	W80 X H50	26 HRS	IP65	12
AVS-UPL-20W	786004	20W	MONO	20W	2000LM	180°	W80 X H50	26 HRS	IP65	12

EVERGREEN™

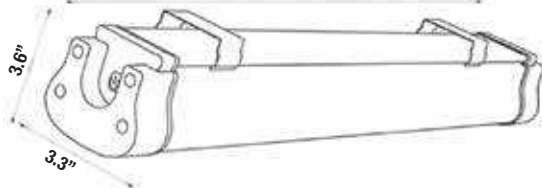
Our Solar Evergreen Carport / Portable light have many application from Gazebo, bus stop, detached carport, outdoor kiosks, camping tents, boats and any remote locations where grid is a challenge. Our Solar Evergreen Carport / portable light comes with standard and flexible solar panel for curved surface installations.

- Our carport / Portable light comes with standard and flexible solar panel for curved surface installations. Our carport light also has the ability for solar scalability enables adding panels for demanding weather conditions.
- Using High power LED light source with advanced design to make our carport a super bright luminous efficacy fixture of 130 lumens per watt.
- The variable lighting mode function is designed with the advanced microwave motion sensor.
- Built in battery, charge and discharge over 1000 times.
- The light automatically switches off on at dusk and switches off at dawn. 50% permanent lighting, when motion is detected power turns to 100%
- 2 Years limited warranty on all components.
- MC4 plug in connection.
- 130 Lumens per watt and IP68 rated



SOLAR PORTABLE LIGHTS

12W 23.6" / 18W 23.6" / 24W 35.4" / 36W 35.4" / 48W 47.2"




Model #	SKU #	Power	PV Type	Solar Panel	Lithium Battery	Lumens	CCT	Controller	Beam Angle	IP Rating
AVS-SCL12W	786400	12W	MONO	40W	12AH	1500LM	5000K	PWM	240°	IP67
AVS-SCL18W	786401	18W	MONO	50W	16AH	2200LM	5000K	PWM	240°	IP67
AVS-SCL24W	786402	24W	MONO	60W	24AH	3000LM	5000K	MPPT	240°	IP67
AVS-SCL36W	786403	36W	MONO	80W	36AH	4200LM	5000K	MPPT	240°	IP67

PLANTATION & OAKLAND™



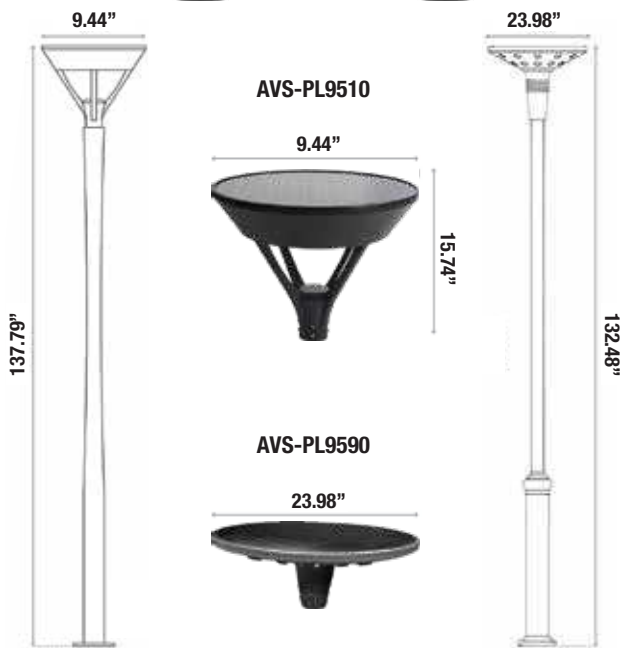
PLANTATION

OAKLAND



Our commercial grade solar powered pedestrian light is engineered to perform like conventional post-tops. Our lights feature high-performing LEDs, fueled by solar energy & lithium LIFEPO4 batteries, and have a compact sturdy design. Our Pedestrian lights are constructed to resist harsh environments and a lifetime of over 8 years without maintenance. All parts are built in one, they're easy to install, & available with or without poles. These are great solutions for residential and commercial applications like pathways, side walks, parks and as garden lights. There's no need for a power source, which eliminates the need for trenching or wiring. What separates a solar post light from a normal post top light is its clean power source.

- LED Solar pedestrian light fixture features an all in one design. The solar panel and battery are built into the LED fixture.
- Automatic Operation day and night detection and automatic power on and off.
- Elegant & Modern design, aluminum casting.
- Eco-friendly and safe LifePo4 battery and discharge over 2000 times has life span of over 8 years without maintenance.
- 130 Lumens per watt and IP65 rated
- Optional – can be purchased with or without pole
- 5 Years limited warranty on all components



Model #	SKU #	Power	PV Type	Solar Panel	Lithium Battery	Lumens	CCT	Pole Height	IP Rating	Material
AVS-PL9510	786703	20W	MONO	45W	20AH	2600LM	5000K	12 FT	IP68	ALUMINUM
AVS-PL9590	786704	20W	MONO	45W	20AH	2600LM	5000K	12 FT	IP68	ALUMINUM

CAPE™

Our Cape Street Light enjoy a mix of modern and colonial unique design. Cape features high-performing LEDs fueled by solar energy and lithium LifePo4 battery featuring compact sturdy design. Our Cape are constructed to resist harsh environments and a lifetime of over 8 years without maintenance. Made from the highest components for the highest level of performance and durability.

- High quality solar panel made with A grade monocrystalline cells. Solar panel efficiency up to 19.4%.
- Easy installation with a well designed bracket insert on the pole, orientate and choose your tilt.
- High pressure die-cast low-copper aluminum. Protection class IP66, using highest quality polyester powder coating from AKZO NOBEL.
- Microwave motion sensor with 360 degree coverage of 24 ft radius. Invisible and integrated microwave motion sensor to the luminaire house.
- MPPT controller automatically track the maximum power point according to the weather variation. Charging rate of 16–30%.
- The eco-friendly and safe LifePo4 battery improves the cyclic charge and discharge over 2000 times and has a life span of more then 10 years.
- Auto identify day/night, smart mode operation.
- Up to 150 lumens per watt and IP66 rated.
- 5 Years limited warranty on all components

5 Year
Limited
Warranty



EASY INSTALLATION
INSERT ON THE POLE,
ORIENTATE
& CHOOSE YOUR TILT



Model #	SKU #	Power	PV Type	Solar Panel	Lithium Battery	Lumens	Pole Height	IP Rating	Material
AVS-CAPE-20W	789112	20W	MONO	72W / 18V	24AH 12.8V	3000LM	10.4987 FT	IP66	ALUMINUM
AVS-CAPE-40W	789111	40W	MONO	135W / 18V	49AH 12.8V	6000LM	16.4042 FT	IP66	ALUMINUM
AVS-CAPE-2X20W	789113	2X20W	MONO	135W / 18V	49AH 12.8V	2 X 3000LM	16.4042 FT	IP66	ALUMINUM

SOLAR PATHWAY LIGHTS

TITAN™



Our Solar Titan Bollards are ideal for residential and commercial pathway applications. Our bollard lamps main goal is to offer a real and efficient lighting alternative too on grid lighting. All of our Titan Bollards offer equal or better efficiency to classic lights. Our outdoor solar bollard light is ideal for solar pathway lighting, private road lighting, area lighting, gate lighting, yard lighting, campus lighting, farm and ranch lighting, fence lighting and more.

- All in one built in solar panel, battery & LEDs
- Mono Crystalline solar cell gain to max solar energy, high efficiency solar panel can ensure fast charging
- Certified by CE and ROHS with LED chips providing qualify lighting and 50000+ hours lifespan with super bright illumination
- Smart power management for rainy days, automatic day and night detection
- 0 carbon dioxide emissions
- Lithium LifePo4 with lifetime up to 12 years
- 140 Lumens per watt and IP65 rated
- 5 Years limited warranty in all components



AVS-BL-015



AVS-BL-013



AVS-BL-018



AVS-BL-019



AVS-BL-005

Model #	SKU #	Power	PV Type	Solar Panel	Lithium Battery	Lumens	CCT	Fixture Height	IP Rating	Material
AVS-BL015	787900	1.8W	MONO	4.5W	4.5AH / 6.4V	198 LM	5000K	3.3 FT	IP65	ALUMINUM
AVS-BL013	787901	3.5W	MONO	6W	4.5AH / 6.4V	400 LM	5000K	2.6 FT	IP65	ALUMINUM
AVS-BL018	787902	3W	MONO	4.5W	4.5AH / 6.4V	370 LM	5000K	2.6 FT	IP65	ALUMINUM
AVS-BL019	787903	3.5W	MONO	4.5W	4.5AH / 6.4V	425 LM	5000K	2.6 FT	IP65	ALUMINUM
AVS-BL005	787904	1.8W	MONO	4.5W	4.5AH / 6.4V	500 LM	5000K	2.6 FT	IP65	ALUMINUM

VANDAL™

Our Solar Vandal Resistant Bollard is engineered to last ages and work better than conventional bollards. It features high-efficacy LEDs and the finest components for the best and longest performance. Our Solar Vandal Resistant Bollard is constructed and designed to reach the highest vandal resistant rating of IK10++, making it almost impossible to break. The Solar Vandal Resistant Bollard is also totally waterproof with an IP68 rating, making it ideal for safety and flooded areas.

- High housing and dome are molded with sabix lexan SLX polycarbonate UV protection effect guaranteed for over 12 years.
- The design and shape make the luminaire almost indestructible and easily passed IK10++ certification.
- LEDs are mounted to PC boards and directly attached to upper housing for best thermal management
- Encapsulated monocrystalline solar panel grade A solar cell with tempered glass
- Microwave motion sensor Invisible and integrated to the luminaire housing 12 ft radius detection.
- The light automatically switches on at dusk and switches off at dawn. 30% permanent lighting, when motion is detected power turns to 100%
- 130 Lumens per watt and IP68 rated
- 5 Years limited warranty on all components



SOLAR PATHWAY LIGHTS



Model #	SKU #	Power	PV Type	Solar Panel	Lithium Battery	Lumens	CCT	Fixture Height	IP Rating	Material
AVS-VDL007	787905	5W	MONO	6.3W	12AH	560	5000K	3.2FT	IP65	ALUMINUM

TOTEM™



Our Totem Solar Urban Light features a smart and unique design with built-in solar panels for a discreet integration in metropolitan environments. It is constructed with the best components available on the market, using LiFePo4 Batteries, MPPT controller with remote and also made with aluminum. This makes it the most powerful and reliable solution for your lighting project.

- Economical, easy to install
- Philips LumiLEDs luxeon chips
- The light automatically switches on at dusk and switches off at dawn
- All in one built in solar panel, battery and LEDs
- Grade A Mono Crystalline solar cells to maximize solar energy and ensure fast charging
- Certified by CE and ROHS with LED chips that provide qualifying lighting and 50000+hours lifespan with super bright illumination
- Smart power management for rainy days, automatic day and night detection
- 0 carbon dioxide emissions
- Lithium LifePo4 with lifetime over 10 years
- 150 Lumens per watt and IP65 rated
- 5 Years limited warranty in all components



EASY INSTALLATION
JUST ANCHOR IT TO
YOUR BASE



BATTERIES ARE ENCAPSULATED IN AN ALUMINUM WATERPROOF CASING FOR A PERFECT HEAT DISSIPATION.

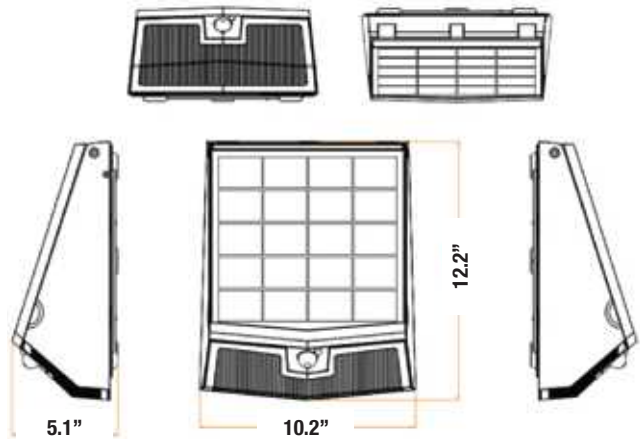
Model #	SKU #	Power	PV Type	Solar Panel	Lithium Battery	Lumens	CCT	Height	IP Rating	Material
AVS-TOTEM-20W	789501	20W	MONO	115W / 18V	27AH / 12.8V	3000LM	5000K	8.86 FT	IP65	ALUMINUM
AVS-TOTEM-40W	789502	40W	MONO	195W / 18V	57AH / 12.8V	6000LM	5000K	12.14 FT	IP65	ALUMINUM
AVS-TOTEM-60W	789503	60W	MONO	330W / 18V	83AH / 12.8V	9000LM	5000K	19.69 FT	IP65	ALUMINUM

OASIS™

2 Year Limited Warranty

The Adjustable Oasis Solar Wall Pack is a reliable, top performing LED solution. It's made with high performance LEDs providing 1,500 lumens with an adjustable solar panel. Perfect for industrial and commercial use in warehouses, parking areas, walkways, loading or working areas, and security lighting.

- Adjustable solar panel design with unique patented design & professional optical lens
- Body movement detection for long distances
- Long lasting Li-ion 18650 battery
- Three unique working modes
- 2 Years limited warranty



Model #	SKU #	Power	PV Type	Solar Panel	Lithium Batter	Lumens	CCT	Sensor	Beam Angle	IP Rating
AVS-DWP-15W-5K	790106	15W	MONO	7.3W	5400 mAh	1500 LM	4000K	PIR MOTION	80 X100	IP65

SOLAR WALL PACK

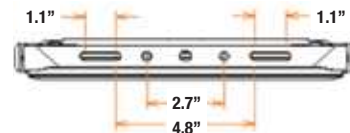
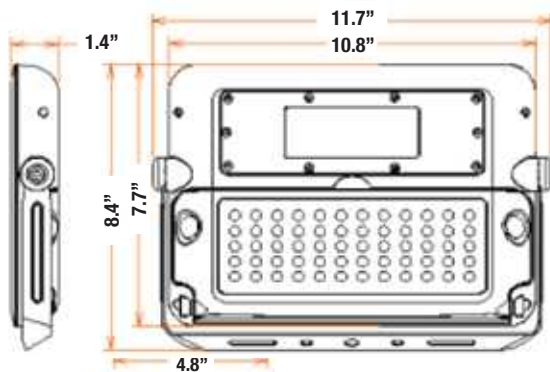
RENEW™

2 Year
Limited
Warranty



The Renew Solar Wall Pack Flood Light is a reliable, top performing LED solution. It's made with high performance LEDs providing 1,080 lumens in a bright $\geq 4000K$ color temperature. Perfect for industrial and commercial use in warehouses, parking areas, walkways, loading or working areas and security lighting.

- IP65 Rated
- Compact System
- 100% Less Power Consumption
- Automatic Day & Night Detection
- Various Color Choices
- 10 - 12 Hour Battery Life
- SMD 2835 LED Chips
- Completely Solar Powered
- Replaceable Lithium-ion battery
- No monthly electric bills
- High performance lithium battery with a bigger capacity that brings a longer lifespan
- Uses the new generation SMD LED as a Light Source, with the features of high brightness, low light decay, and long life span
- No cost of transformers or meters to be added for electric service
- Scientific human induction design, a wide angle detection area improves body movement detection for wider coverage and longer distances
- Battery backup for cloudy or rainy days
- No power outages
- Anti-UV & the Optical Lens makes light even brighter
- No line voltage, trenching, or metering
- Easy to install and operate - less than 1 hour
- 2 Years limited warranty



Model #	SKU #	Power	PV Type	Solar Panel	Lithium Battery	Lumens	CCT	Sensor	Beam Angle	IP Rating
AVS-WP-10W-6K	790103	10W	MONO	6W	7200 mAh	1080 LM	6000K	PIR MOTION	180°	IP65
AVS-WP-10W-4K	790104	10W	MONO	6W	7200 mAh	1080 LM	4000K	PIR MOTION	180°	IP65

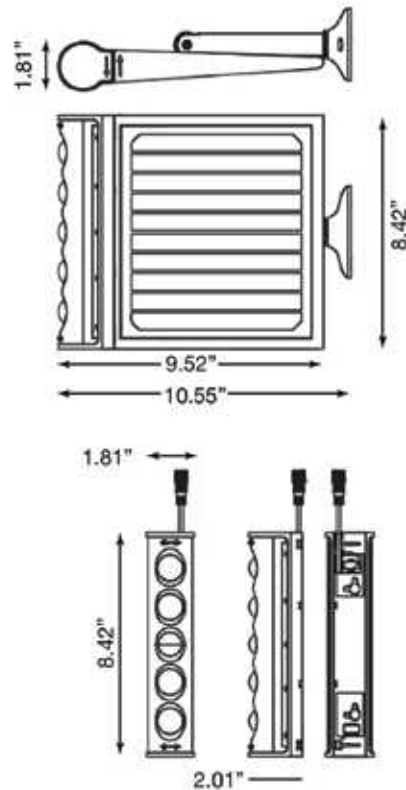
LUNE™

The LUNE Solar Security Light is Foldable, adjustable, Ultra-thin, split and integrated selectable functions, super flexible. High performing 950LM bright LED's in 4000K color temperature is perfect for residential and commercial application.

- 7 in 1 installation integrated wall mounting, split wall mounting, portable, handing, magnet adsorption & standing installation
- Solar panel is 180 degree vertically and 360 degree horizontally adjustable, tool-free to set for best solar charging in different locations.
- The lighting direction is fully adjustable to 180 degrees, making it simple to achieve the desired lighting direction or area.
- Monocrystalline solar panel with tempered glass, high efficiency of 21%, rapid solar charging and a lifespan of 20 years.
- Large capacity battery with protection against overcharging and over discharging, safe and durable.
- Detective with digital PIR sensor, 120 detective, high sensitivity.
- By optical design, this ultra-bright 950LM lamp has two distinct work modes for a variety of applications and weather conditions.
- IP65 rated
- 1 Year limited warranty



1 Year
Limited
Warranty



Model #	SKU #	Power	PV Type	Solar Panel	Lithium Battery	Lumens	CCT	Sensor	Beam Angle	IP Rating
AVS-SLS-8W4	790107	8W	MONO	4.5W	4000 mAh	950LM	4000K	PIR MOTION	120°	IP65

SOLAR WALL PACK

APOLLO™

1 Year Limited Warranty



Our 1980 lumen solar flag pole light is a set of three light heads, each containing 6 bright LEDs covers 360 degree angle. Each head can be individually adjusted to beam at different directions using 180 degree knob adjustment. Apollo Solar panel is glass protected and the light heads are made from die cast aluminum. The light is designed to come on/off automatically from dusk to dawn.

- Compact and easy to install at the middle of pole, does not require you to reach top of the pole.
- Unique curved appearance and completely solar powered
- Adjusting the solar panel angle maximizes solar collection and allows snow to slide off
- Our flagpole light is safe outdoors and operates with the included self-charging batteries
- 1980 Lumen, IP65 Rated
- 1 Year limited warranty



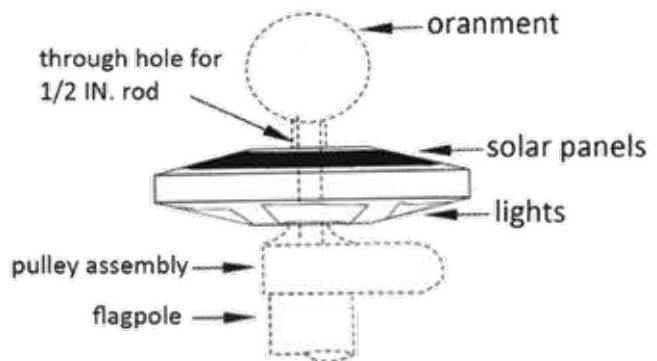
Model #	SKU #	Power	PV Type	Solar Panel	Lithium Battery	Lumens	CCT	IP Rating
AVS-JY8-829	990203	18W	MONO	16W	15000 mAh	1980LM	6000K	IP65

APOLLO™

Our Apollo Solar flag Pole light great and easy to Install on any flag pole that's 20' to 40' in height and features commercial grade ABS construction that was designed to withstand the elements year round. It also features 120 super bright SMD LED lights that gives 800 lumen of brightness which is more than enough to light up your flag(s).

The automatic on/off, dusk till dawn functionality means once you install and turn this light on, it automatically turns on from dusk to dawn. It also features 3.7 volt, 5,200 mAh rechargeable battery which will keep your flag illuminated for up to twelve hours at a time, plenty of time to get through the night.

- Model Number: AVS-FP-120
- Recommended for Poles Size: 20' to 40'
- LED Lights: 120 Super Bright LED's
- Brightness: 800 Lumen
- Total Volts: 3.7
- Battery: 5,200 mAh Rechargeable
- Run Time: 10-12 Hours
- Lifespan: 40,000 Hours
- 1 Year manufacturer limited warranty



Model #	SKU #	Power	PV Type	Solar Panel	Lithium Battery	Lumens	CCT	IP Rating
AVS-FP-120	990202	120 X 0.2W	MONO	5.2W	5200 mAh	800 LM	6000K	IP65

KANO™

1 Year
Limited
Warranty



AVS-W1600



AVS-W800



AVS-W500

If you're wondering about how to store the power your solar panels have been collecting then look no further! Beyond Solar carries top of the line Power Bank Systems that allow you to store all that energy for emergency backups and more! These power banks are super easy to use, all power sockets are located in the front of the box with convenient access and close to monitoring systems!

- Easy Access Front Connections
- LCD Monitoring Screen
- Inverter That Allows Safe Powering of Most All Appliances
- Input Power 110-220VAC 50-60Hz
- Ensure Your Systems Keep Functioning Even During Power Outages
- Keep Security Systems Or Lighting Going During Nighttime Hours
- Small, Portable and Convenient Power Storage
- 1 Year limited warranty



Model #	DC USB Max Output	DC Outlet Max Output	AC Power Max Output	Solar Panel	Battery Capacity	Battery Type	Battery Voltage	PV Type
AVS-W500	5V 500mA	1A / One Route / 12V	500W	100W	100AH	Gel, AGM	12V	SLP100-12
AVS-W800	5V 500mA	1A / One Route / 12V	800W	100W	200AH	Gel, AGM	12V	SLP100-12 (1-2Pcs)
AVS-W1600	5V 600mA	1A / One Route / 12V	1600W	100W	(X2) 200AH	Gel, AGM	12V	SLP100-12 (2-4Pcs)

EASTON™

1 Year
Limited
Warranty


Our Easton PBOX Power Bank is a solar power supply system comprised of a built-in lithium battery, a controller and a standard USB port. It energizes through the external solar panel, providing users with a complete set of solar energy solutions for power generation, storage, and power supply. It is also easy to use and hard to damage. The Easton PBOX Power Bank is equipped with a 20-60W solar panel and a 77Wh-308Wh battery capacity, which is able to meet most needs. Users can easily charge their LED light, fan, cell phone, IPAD, MP3, laptop or any other small household appliance through the USB/DC inverter port. It is not only an emergency power source but also a system that can meet basic household electricity demands in an area without easy access to electricity.



Simple Installation Easy to Carry



- Portable & Compact Solar System
- Charge multiple devices at once
- Available in 77-308Wh battery capacity
- Equipped with a 20-60W solar panel
- Large Capacity LiFeP04 Lithium Battery
- 1 Year limited warranty



There are optional Suitcase Type Solar Panels and LED Lamps available.



SOLAR POWER BANK

Model #	Battery Capacity	USB Output	DC Output	Charging Input	Net Weight	Solar Panel	PV Net weight	Gross Weight
AVS-P6B80	77Wh	5V 2.1A (4 pieces, 3.6A max)	11~14.5V 5A & 2A	17~22V 5A	2 LB	20W 18V	4.9 LB	11 LB
AVS-P6B80	77Wh	5V 2.1A (4 pieces, 3.6A max)	11~14.5V 5A & 2A	17~22V 5A	2 LB	30W 18V	6.6 LB	13.2 LB
AVS-P6B160	154Wh	5V 2.1A (4 pieces, 3.6A max)	11~14.5V 5A & 2A	17~22V 5A	3.3 LB	45W 18V	11 LB	19.8 LB
AVS-P6B240	230Wh	5V 2.1A (4 pieces, 3.6A max)	11~14.5V 5A & 2A	17~22V 5A	5.1 LB	60W 18V Suitcase	15.4 LB	28.7LB
AVS-P6B320	308Wh	5V 2.1A (4 pieces, 3.6A max)	10~15V 5A & 2A	17~22V 5A	7.3 LB	60W 18V Suitcase	26.5 LB	41.9 LB

ORAN™


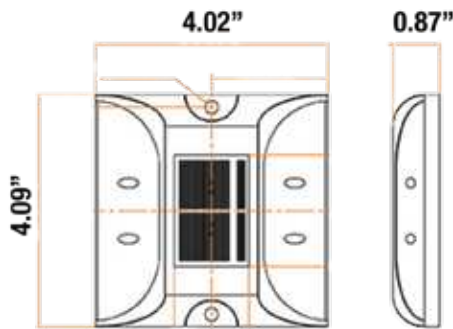
2 Year
Limited
Warranty



Double Sided



Single Sided



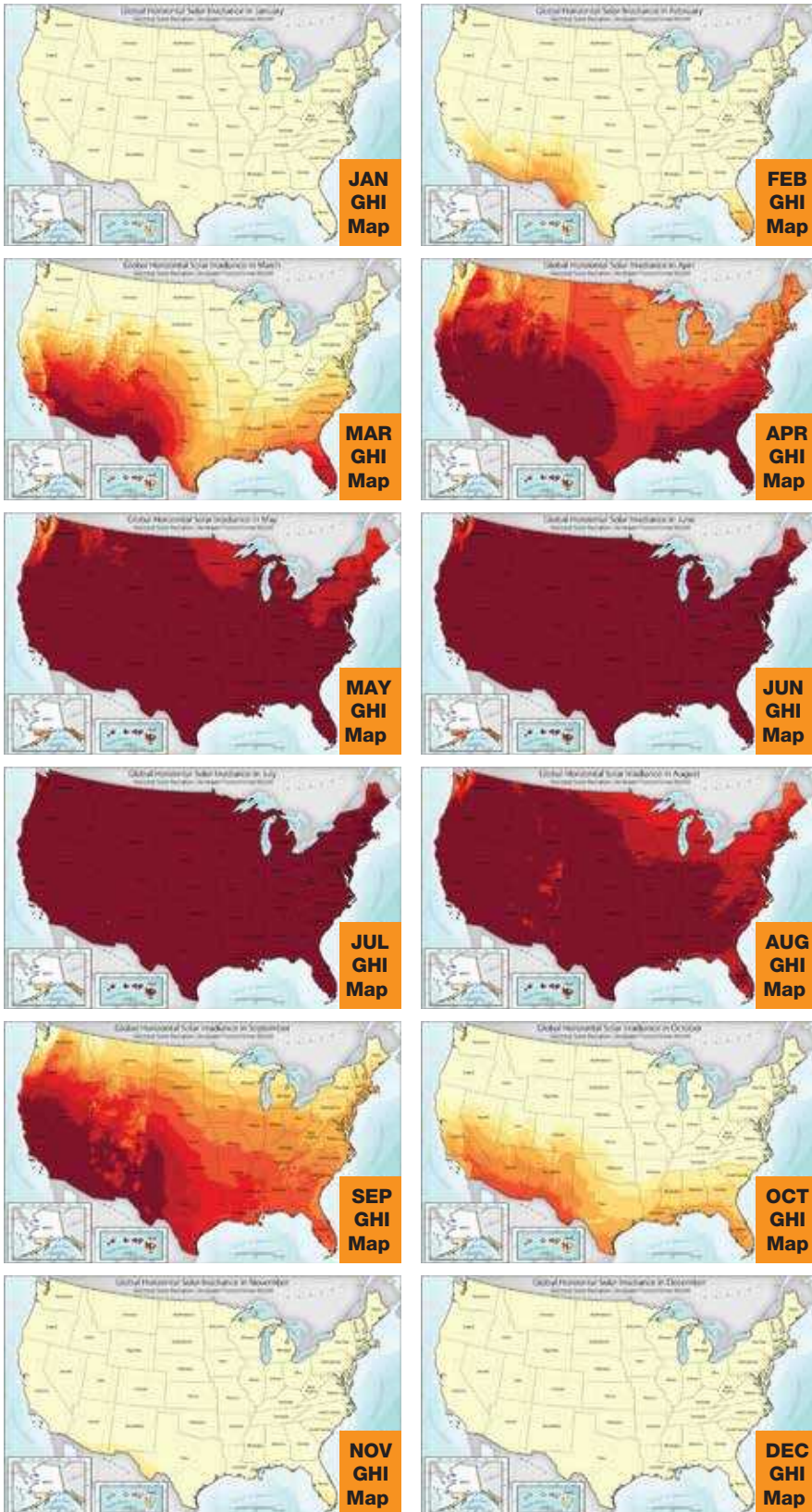
Our Oran Solar Road Studs are designed to fit into the existing road / street bricks, retrofit, replacements for incandescent. The Studs are used for decorative or traffic flow purposes powered only by solar energy. Solar road studs are a traffic facility which has safety functions and are widely used all over the world. The intense brightness of the LEDs on the studs make them easy to be seen at a distance of about 900 meters under good weather conditions, which decreases the happening of traffic accidents effectively.

- IP68 Rated
- Working Temp - -4°F~+140°F
- Quantity - 4 pcs (L2 x side)
- Water, oil, chemical, and heat resistant
- Option of double or single sided
- Monocrystalline solar panels
- Super bright LED with Epistar chip
- Resist compression >15 tons
- Visibility of approximately 1 mile
- Brightness of 5000 mcd per side
- 2 Years limited warranty



Model #	SKU #	Power	Stud Type	Color	Flashes	Weight (Lb)	IP Rating
AVS-RS-DS-200	790100	.35W	DOUBLE SIDED	YELLOW, RED, BLUE, GREEN	65-70 TIMES PER MIN	1.1 LB	IP68
AVS-RS-SS-200	790101	.35W	SINGLE SIDED	YELLOW, RED, BLUE, GREEN	65-70 TIMES PER MIN	1.1 LB	IP68

Monthly Average GHI Map



This map provides annual average daily total solar resource using 1998-2016 data (PSM v3) covering 0.038-degree latitude by 0.038-degree longitude (nominally 4km x 4km).

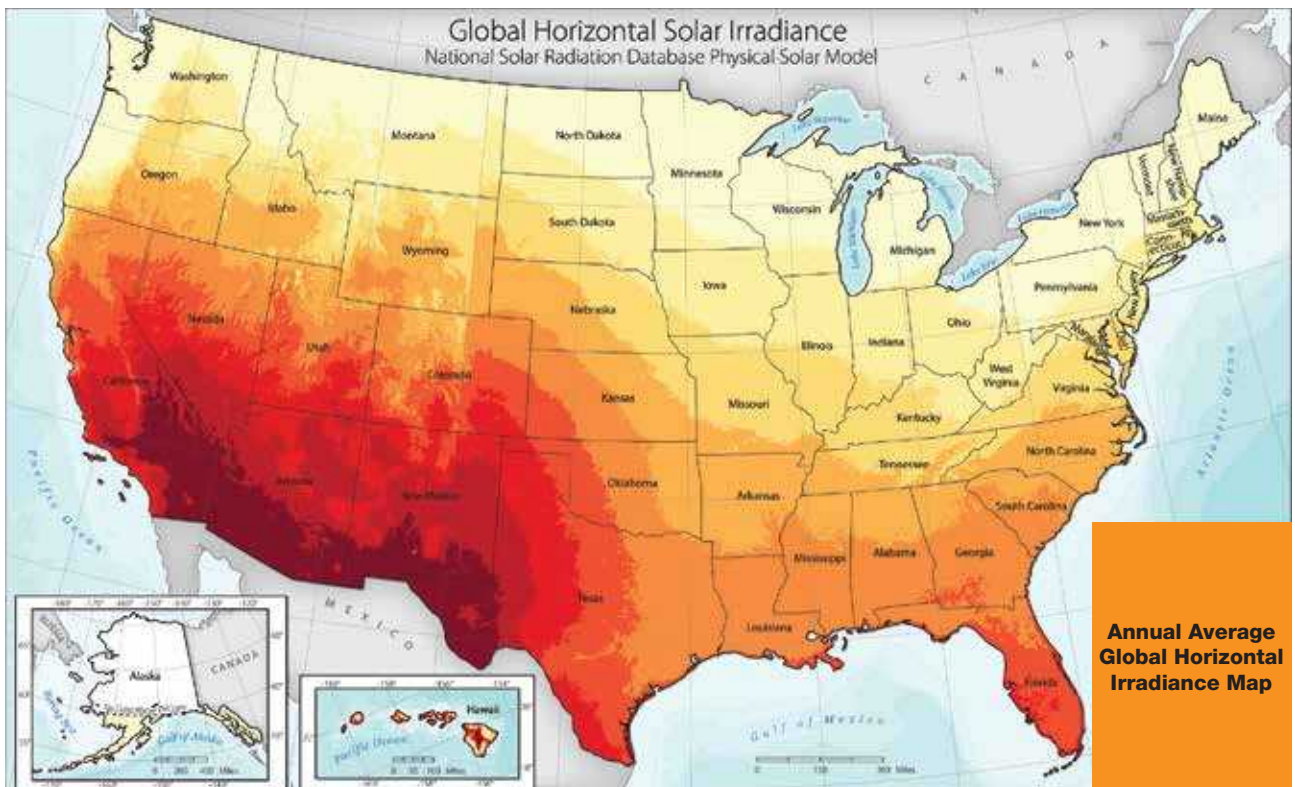
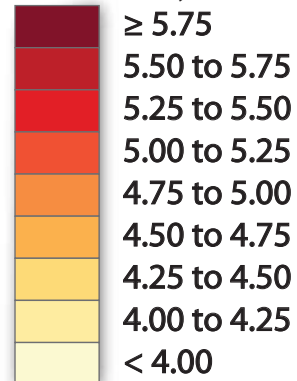


*Sengupta, M., Y. Xie, A. Lopez, A. Habte, G. Maclaurin, and J. Shelby. 2018. "The National Solar Radiation Data Base (NSRDB)." Renewable and Sustainable Energy Reviews 89 (June): 51-60.

What Are Peak Sun Hours?

Peak sun hours differ from hours of daylight; the peak sun hour actually describes the intensity of sunlight in a specific area, defined as an hour of sunlight that reaches an average of 1,000 watts of power per square meter (around 10.5 feet). Although your panels may get an average of 7 hours of daylight a day, the average peak sun hours are generally around 4 or 5. Solar radiation peaks at solar noon, when the sun reaches the highest point in the sky. The number of peak sun hours you get per day increases the closer you are to the equator and typically during the summer months.

kWh/m²/Day



BEYOND LED TECHNOLOGY

2023 CATALOG VOLUME 1

CORPORATE HEADQUARTERS
1939 PARKER COURT
STONE MOUNTAIN, GA 30087, U.S.A.

1-866-786-1117

sales@beyondledtechnology.com



Catalog Version 1