



PRODUCT CATALOG

Featuring products by:

SIMPLY CONSERVE®

 NIAGARA
CONSERVATION



World-class
products and
cutting-edge
services for
your customers

Table of Contents

Introduction **04**

Smart Home **06**

Lighting & Electrical	07
Powerstrips	12
Power Banks	15

Lighting **17**

Residential	18
Commercial	25

Water **38**

Fixed-Mount Showerheads	39
Hand Showers	44
Aerators	46
Lawn Care	51
Toilet & Water-Saving Products	55

Weatherization **58**

Weatherstripping	59
Door Bottoms & Thresholds	63
Caulk & Caulk Guns	66
Gaskets	68
Window Kits	70
Pipe Insulation	72
Tank Wraps/Covers, Ducts & Filters	74

Home Accessories **77**

Smoke & CO Detectors	78
Tapes & Brushes	80
Locks & Hardware	82
Thermometers	84

Why Choose AM Conservation?

Achieve Your Goals with Us

AM Conservation is your trusted resource for energy- and water-efficient products. From smart thermostats to LED light bulbs, showerheads, faucet aerators and advanced powerstrips, our products leverage innovative technology to maximize savings. We guarantee quality with product certifications from ENERGY STAR®, DLC and WaterSense®.

As a manufacturer and distributor with over 30 years of merchandising, online product sales, program implementation and logistics experience in the energy and water efficiency industry, we are uniquely qualified to provide reliable products and services.

30+

Experience

We have been in business for more than 30 years, which means we've got the experience and market expertise to achieve your unique goals.



Fast & Safe Delivery

Our industry-leading logistics network follows extensive best practices, including maintaining ample inventory on-hand, to fulfill orders in a seamless and timely manner.



Reliable Pricing

Our manufacturer-direct product pricing builds value for your business and your customers.



Top-Level Support

We provide concierge-level customer service with after-sale support.



Efficient Products

We offer products that are custom-engineered and hand-picked to provide superior performance at an accessible price point.

Premium Products & Services

AM Conservation's robust product line is ideal for a variety of clients, including utilities, municipalities, program implementers, contractors, distributors, retailers, non-profit agencies and more.



For product installation videos, visit
**AM Conservation's
YouTube Channel**



Rapid & Reliable Fulfillment

We ship directly from our warehouse to your job site or store within 1-2 days of receipt of order.




Unparalleled Value

Our unique, competitively priced product mix builds value for your business and your customers.



Discount Opportunities

We offer the ability to order in bulk, saving time and providing cost savings to both you and your customers.



Smart Home Products

Stay Connected and In Control

Wi-fi and voice-compatible solutions that allow your customers to adjust their home devices from anywhere for true smart control.





Lighting and Electrical



SIMPLYCONSERVE®

Simply Conserve® A19 Smart LED Lamp

Illuminate a world of possibilities with your smart home bulbs. Change brightness and color based on your daily activity. Bring them to life by naming, grouping and sharing your smart bulbs. With the touch of a finger or the ease of voice control, you can monitor and adjust your lights from anywhere.



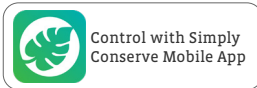
MODEL NUMBER	WATTS	VOLTAGE	INITIAL LUMENS	CCT	CRI	BASE TYPE	CASE QTY.	WARRANTY
L9W-A19-CCT-RGB-WiFi G2	9W	120V	800	2700K-5000K	80	E26	24	1 year



SIMPLYCONSERVE®

Simply Conserve® BR30 Smart LED Lamp

Illuminate a world of possibilities with your smart home bulbs. Change brightness and color based on your daily activity. Bring them to life by naming, grouping and sharing your smart bulbs. With the touch of a finger or the ease of voice control, you can monitor and adjust your lights from anywhere.



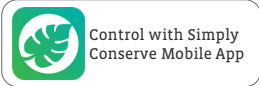
MODEL NUMBER	WATTS	VOLTAGE	INITIAL LUMENS	CCT	CRI	BASE TYPE	CASE QTY.	WARRANTY
L8W-BR30-CCT-RGB-Wifi G2	8W	120V	800	2700K-5000K	80	E26	24	1 year



SIMPLYCONSERVE®

Simply Conserve® Smart Socket **CUSTOMIZABLE**

Automate your home and transform your appliances with the Simply Conserve® smart socket. Plug in any appliance to control it with the ease of a smart device. Turn it on and off with the sound of your voice and control it from anywhere in the world with the Simply Conserve mobile app. Set timers to automatically activate your devices according to your busy schedule – like turning on your fan when you arrive home from work or turning off your child's lamp when they fall asleep.




MODEL NUMBER	PLUG TYPE	VOLTAGE	RATED POWER	RATED CURRENT	STANDBY POWER	SIZE	CASE QTY.	WARRANTY
SS-15A1-WiFi-BLE	US	AC 120V, 60Hz	1800W	15A (resistive load)	≤0.7W	2.75x1.57x1.96 in	48	1 year

SIMPLYCONSERVE®

Simply Conserve® Single-Pole Wi-Fi Smart Switch

Simply Conserve®'s single-pole smart switch adds intelligence to a building's already existing 120V circuit by providing voice, scheduling and remote-control capabilities to existing traditional lighting loads. Control the switch from anywhere in the world with a hub-free interface through the Simply Conserve® app. Easily install in new construction, remodeled spaces or retrofit projects to enjoy a seamless and smart experience.



MODEL NUMBER	VOLTAGE	CASE QTY.	WARRANTY
SW-SP-100/240V-WiFi-WH	100-240V, 50/60 Hz	60	1 year

SIMPLYCONSERVE®

Simply Conserve® Wi-Fi & BLE-Enabled Smart Recessed Downlight Retrofit

Illuminate a world of possibilities with Simply Conserve's smart downlight retrofit. Change brightness and color based on your daily activity. Bring them to life by naming, grouping and sharing your smart down lights. With the touch of a finger or the ease of voice control, you can monitor and adjust your lights from anywhere.



MODEL NUMBER	NOMINAL SIZE	NOMINAL WATTS	VOLTAGE	LUMENS	CCT	CRI	DIMMING	CASE QTY.	WARRANTY
L12DL5/6-CCT-RGB-WiFi-BLE	6.3" x 2.8"	12W	120V	950	2200-6500K	≥80	Yes	30	5 year

Smart Home Partner Brands



Stay connected and
in control.

Adjust from anywhere
for smart control.

We offer smart home devices from our well known partner brands. Smart home devices provide many benefits for consumers. The devices we offer focus on increasing energy efficiency in residences and businesses.

Providing greater control of energy use benefits both the consumer and the energy service provider. The

easy automation of things such as temperature settings and lighting increase energy efficiency.

Many of our smart home devices also provide insights into energy use that can help consumers become more mindful of how they are using energy and encourage them to save energy so they can save money.






Power Strips

SIMPLYCONSERVE®

Simply Conserve® 7-Outlet Advanced Power Strip **CUSTOMIZABLE** 

The Simply Conserve® Advanced Power Strip (APS) allows users to eliminate excess energy usage and trim utility bills by intelligently cutting off power to connected devices while they're not in use, eliminating phantom and standby power losses without ever unplugging the equipment. Load-sensing technology detects the current being drawn through the Master Outlet, which is plugged into a primary device like your TV or desktop computer. Then, peripheral devices like game consoles, DVD players or monitors are plugged into the Switched Outlets, which only become energized when a high current is detected in the Master Outlet, indicating the TV or desktop computer is powered on. Always-On Outlets provide power at all times, so they can be used for devices that need power constantly, like modems and cable boxes.



MODEL NUMBER	CASE QTY.	WARRANTY
SC73T1	18	Lifetime

SIMPLYCONSERVE®

Simply Conserve® Child Safety Caps

Our Child Safety Caps not only add safety, but also seal out drafts and air leaks from unused outlets. Simply plug the Child Safety Cap into an unoccupied outlet. Child safety caps are sold in packs of 18.



MODEL NUMBER	CASE QTY.
SC001-18B	18 Pieces Per Bag, 100 Bags Per Carton

Power Strip Partner Brands

The logo for Embertec, featuring the word "ember" in a light green color and "tec" in a dark grey color, with a registered trademark symbol (®) to the right.

Embertec

Embertec is a leading energy efficiency technologies company. They specialize in power-saving products for the consumer electronics and appliances market utilizing a unique microprocessor controlled chip and supporting platform technology.

The logo for TrickleStar, featuring the word "Trickle" in dark grey and "Star" in light green, followed by a circular graphic composed of many small green dots arranged in a star-like pattern.

TrickleStar

TrickleStar manufactures affordable, simple and easy-to-use products, which help everyday people reduce energy consumption in their homes and workplaces.



Power Banks

Solar Charging Power Bank **CUSTOMIZABLE**

Our Solar Charging Power Bank can recharge your phone or mobile device on the go. The power bank can either charge your devices using the built-in li-polymer battery, which can store energy when it's not in use, or, by placing it in sunlight for emergency situations. Ideal for power outages, camping, hiking, traveling or other outdoor activities.



Once the power bank is charged, it's ready to use for mobile devices such as phones, tablets, watches, and mp3 players. It also includes a USB port and a Micro USB port for charging the Power Bank with an electrical outlet. These Solar Charging Power Banks are customizable with your logo. Minimum order of 5,000 pieces for logo engraving.

MODEL NUMBER	COLOR	PV	mAh CAPACITY	INPUT/ OUTPUT	WEIGHT	CASE QTY.
SPB-4K-BK-SC	Black	80mA solar panel	4000 mAh	DC 5V 1A	113.6 g	100

High-Quality Lighting

Lighting For Home, Office, and Commercial Buildings

AM Conservation offers a wide range of energy-saving lighting options for residential, small business, and commercial and industrial businesses for bulk order.



Residential Lighting

A BULBS



SIMPLYCONSERVE®

Simply Conserve® Dimmable A19 LED Lamp

Our dimmable A19 LED lamp for enclosed fixtures is equipped with a 220° beam angle that produces even light from the socket base in a wide direction and can be used in enclosed fixtures. This lamp has a standard medium base, which allows it to be easily installed into existing standard-sized lamps and fixtures.



MODEL NUMBER	BASE	WATTS	INCANDESCENT EQUIVALENT	LUMENS	CCT	CRI	DIMMING	CASE QTY.	WARRANTY
L17A2127K-JA8	E26	17W	100W	1600	2700K	90	Yes	50	5 year
L15A1927KENCL	E26	15W	100W	1600	2700K	81	Yes	50	5 year
L15A1950KENCL	E26	15W	100W	800	5000K	81	Yes	50	5 year
L12A1927K-JA8	E26	12W	75W	1100	2700K	90	Yes	50	5 year
L11A1927KENC60	E26	11W	75W	1100	2700K	81	Yes	60	5 year
L11A1927KENCL	E26	11W	75W	1100	2700K	81	Yes	50	5 year
L11A1950KENCL	E26	11W	75W	800	5000K	81	Yes	50	5 year
L09A1927KENC60	E26	9W	60W	800	2700K	81	Yes	60	5 year
LH09A1927KENC60	E26	9W	60W	800	2700K	81	Yes	60	5 year
L09A1927KEN-CL-4PK	E26	9W	60W	800	2700K	81	Yes	12	5 year
L09A1927KENCL	E26	9W	60W	800	2700K	81	Yes	50	5 year
LH09A1927KENCL	E26	9W	60W	800	2700K	81	Yes	50	5 year
L09A1927K-JA8	E26	9W	60W	810	2700K	90	Yes	50	5 year
L09A1940KENCL	E26	9W	60W	800	4000K	81	Yes	50	5 year
L09A1950KENCL	E26	9W	60W	800	5000K	81	Yes	50	5 year
L06A1927KENC60	E26	6W	40W	450	2700K	80	Yes	60	5 year
L06A1927KENCL	E26	6W	40W	450	2700K	80	Yes	50	5 year

SIMPLYCONSERVE®

Simply Conserve® 3-Way A19 LED Lamp

With the flip of a switch, this bulb delivers full light—instantly. Plus, the LEDs aren't visible inside, which makes this bulb the perfect choice for open fixtures. Superior to fluorescent and incandescent options, this LED sends even light in every direction, saves money on energy bills and, with average use, lasts at least a decade. 25,000-hour life. ENERGY STAR® certified for quality.



MODEL NUMBER	BASE	WATTS	INCANDESCENT EQUIVALENT	LUMENS	CCT	CRI	DIMMING	CASE QTY	WARRANTY
L12A193WAY27K	E26	4/8/12W	40/60/100W	500/1000/15000	2700K	81	Yes	50	5 year
L19A213WAY27K	E26	6/12/19W	50/100/150W	650/1300/2150	2700K	81	Yes	50	5 year

SIMPLYCONSERVE®

Simply Conserve® Dusk-to-Dawn A19

Simply Conserve's dusk-to-dawn A19 takes the hassle out of controlling exterior fixtures by integrating its own photocell for automatic on/off control based on ambient light. This lamp is an ideal replacement product for those exterior areas controlled by a simple on/off switch, offering excellent energy savings with LED technology and photo control.



MODEL NUMBER	BASE	WATTS	INCANDESCENT EQUIVALENT	LUMENS	CCT	CRI	DIMMING	CASE QTY.	WARRANTY
L09DTD27K	E26	9W	60W	800	2700K	≥80	No	50	3 year

SIMPLYCONSERVE®

Simply Conserve® LED Bulb with GU24 Base

Our dimmable lamps are equipped with a wide beam angle that produces even light from the socket base in a wide direction and can be used in enclosed fixtures.



MODEL NUMBER	BASE	WATTS	INCANDESCENT EQUIVALENT	LUMENS	CCT	CRI	DIMMING	CASE QTY.	WARRANTY
L9A19DGU2440K	GU24	9W	60W	800	4000K	81	Yes	50	5 year
L12A19DGU2440K	GU24	12W	75W	800	4000K	81	Yes	50	5 year
L17A21DGU2440K	GU24	17W	100W	800	4000K	81	Yes	50	5 year

REFLECTOR LAMPS

SIMPLYCONSERVE®



Simply Conserve® PAR38 LED Lamp

Our dimmable PAR30 LED Lamp is equipped with a 40° beam angle that directs a focused, bright light where needed. The lamp is equivalent to a 75-watt incandescent and has a standard medium base. This allows the lamp to be easily installed into existing sockets and decorative fixtures. This bulb is suitable for dry and wet locations and partially enclosed fixtures.



MODEL NUMBER	BASE	WATTS	INCANDESCENT EQUIVALENT	LUMENS	CCT	CRI	DIMMING	CASE QTY.	WARRANTY
LPAR38D15W-27K	E26	15W	120W	1250	2700K	80	Yes	24	5 year
LPAR38D15W-50K	E26	15W	120W	1250	5000K	80	Yes	24	5 year

SIMPLYCONSERVE®



Simply Conserve® PAR30 LED Lamp

Our dimmable LED PAR30 lamp is equipped with a 40° beam angle that directs a focused, even light where needed. The lamp's standard medium base allows for easy installation into existing sockets and decorative fixtures. This bulb is suitable for dry and wet locations and partially enclosed fixtures.



MODEL NUMBER	BASE	WATTS	INCANDESCENT EQUIVALENT	LUMENS	CCT	CRI	DIMMING	CASE QTY.	WARRANTY
LPAR30DW11W-27K	E26	11W	75W	850	2700K	80	Yes	24	5 year
LPAR30DSN11W-27K	E26	11W	75W	850	2700K	80	Yes	24	5 year
LPAR30DSN11W-50K	E26	11W	75W	850	2700K	80	Yes	24	5 year

SIMPLYCONSERVE®



Simply Conserve® PAR20 LED Lamp

Our dimmable 7-watt PAR 20 LED Lamp is equipped with a 40° beam angle that directs bright, even light in a wide area. The lamp is equivalent to a 50-watt incandescent and has a standard medium base. This allows the lamp to be easily installed into existing sockets and decorative fixtures. This bulb is also suitable for damp locations.



MODEL NUMBER	BASE	WATTS	INCANDESCENT EQUIVALENT	LUMENS	CCT	CRI	DIMMING	CASE QTY.	WARRANTY
LPAR20D7W-27K	E26	7W	50W	500	2700K	80	Yes	50	5 year

SIMPLY CONSERVE®

Simply Conserve® Dimmable BR30 & BR40 LED Lamps

Our dimmable BR30 and BR40 LED Lamps are equipped with a 105° beam angle that directs bright, even light in a wide area. These lamps have a standard medium base, which allows for easy installation into existing standard-sized lamps and fixtures.



MODEL NUMBER	BASE	WATTS	INCANDESCENT EQUIVALENT	LUMENS	CCT	CRI	DIMMING	CASE QTY.	WARRANTY
LR30D08W-27K	E26	8W	60W	650	2700K	80	Yes	24	5 year
LTR30D08W-27K	E26	8W	60W	650	2700K	80	Yes	24	5 year
LR30D082-27KC24	E26	8W	60W	650	2700K	80	Yes	24	5 year
LR30D09W-27K-JA8	E26	9W	65W	810	2700K	80	Yes	24	5 year
LR30D11W-27K	E26	11W	75W	850	2700K	80	Yes	24	5 year
LR30D11W-27KC24	E26	11W	75W	850	2700K	80	Yes	24	5 year
LR40D17W-27K	E26	17W	100W	1400	2700K	80	Yes	12	5 year

SIMPLY CONSERVE®

Simply Conserve® LED MR16 Bulb

This bulb is designed as a high-quality, energy-efficient replacement for halogen lamps. It is ideal for commercial and residential applications. This product can reduce energy consumption by more than 80% when compared to halogen MR16 lamps.



MODEL NUMBER	BASE	WATTS	INCANDESCENT EQUIVALENT	LUMENS	CCT	CRI	DIMMING	CASE QTY.	WARRANTY
L07MR16GU10-27K	GU10	7W	50W	500	2700K	80	Yes	100	5 year
L07MR16GU5.3-27	GU5.3	7W	50W	500	2700K	80	Yes	100	5 year
L07MR-16GU10-50K	GU10	7W	50W	500	5000K	80	Yes	100	5 year

SPECIALTY LAMPS



SIMPLYCONSERVE®

Simply Conserve® Dimmable Candelabra LED Lamp

Our dimmable 5-watt Candelabra LED Lamp can replace incandescent bulbs while still maintaining decorative appeal. This lamp has a small base, which allows it to be easily installed into existing decorative fixtures with smaller sockets.



MODEL NUMBER	BASE	WATTS	INCANDESCENT EQUIVALENT	LUMENS	CCT	CRI	DIMMING	CASE QTY.	WARRANTY
LT05CDL2700K (Clear)	E12	5W	40W	325	2700K	80	Yes	50	5 year
L05CDL2700K (Clear)	E12	5W	40W	325	2700K	80	Yes	50	5 year
L05CDL2700KF (Frosted)	E12	5W	40W	350	2700K	80	Yes	50	5 year
L05CDL2700KC60 (Clear, Contractor Pack)	E12	5W	40W	325	2700K	80	Yes	60	5 year
L05CDL2700KF60 (Frosted, Contractor Pack)	E12	5W	40W	350	2700K	80	Yes	60	5 year



SIMPLYCONSERVE®

Simply Conserve® Dimmable Filament Candelabra LED Lamp

Our dimmable 4-watt Filament Candelabra LED Lamp is suitable for dry and damp locations. The JA8/Title 20-certified lamp is equivalent to a 40-watt incandescent, and it is also suitable for use in totally enclosed, recessed luminaires. The bulb can also replace incandescent bulbs while still maintaining decorative appeal. This lamp has a small base, which allows it to be easily installed into existing decorative fixtures with smaller sockets.



MODEL NUMBER	BASE	WATTS	INCANDESCENT EQUIVALENT	LUMENS	CCT	CRI	DIMMING	CASE QTY.	WARRANTY
LO4CDL2700KFIL	E12	4W	40W	300	2700K	90	Yes	50	5 year

SIMPLYCONSERVE®

Simply Conserve® Dimmable Globe LED Lamp

Our dimmable 6-watt Globe LED Lamp can replace incandescent bulbs while still maintaining decorative appeal. This lamp has a standard medium base, which allows it to be easily installed into existing standardized lamps and fixtures.



MODEL NUMBER	BASE	WATTS	INCANDESCENT EQUIVALENT	LUMENS	CCT	CRI	DIMMING	CASE QTY.	WARRANTY
L06G252700K	E26	6W	40W	450	2700K	82	Yes	50	5 year
L06G252700KC60 (Contractor Case)	E26	6W	40W	450	2700K	82	Yes	60	5 year
LH06G252700K	E26	6W	40W	450	2700K	82	Yes	24	5 year
LH-06G252700KC60	E26	6W	40W	450	2700K	82	Yes	60	5 year
L06G25500K	E26	6W	40W	450	5000K	82	Yes	24	5 year

SIMPLYCONSERVE®

Simply Conserve® LED Night Light CUSTOMIZABLE

With its sleek, classic design that delivers serious savings, these LED night lights are engineered for maximum longevity with minimal energy usage. Each night light intelligently turns itself on and off, depending on the amount of light in the room—plug it in once, and your job is done. Because these night lights perfectly disperse light to illuminate your path, you and your family can avoid safety hazards after dusk.



MODEL NUMBER	WATTS	LUMENS	HEIGHT	WIDTH	CASE QTY.
LNL-03	0.3W	1.5	3.83"	2"	100


SIMPLYCONSERVE®

Simply Conserve® Battery Backup with Hook CUSTOMIZABLE

A power outage shouldn't mean complete darkness. That's why the Simply Conserve® Battery Backup Lamp functions like a normal light bulb – until it's needed most. When the power goes out, the bulb stays on by operating in back-up battery mode. It charges when the light is on, so it's always ready to shine. Fully portable and rechargeable, the Battery Backup Lamp is ideal for home, office and commercial uses. Its damp-rated functionality also makes it a popular choice for outdoor usage in gardens, camping trips and more.



MODEL NUMBER	BASE	WATTS	INCANDESCENT EQUIVALENT	LUMENS	CCT	CRI	DIMMING	CASE QTY.	WARRANTY
L07A1927KBAT	E26	7W	60W	600	2700K	80	No	60	5 year



Commercial Lighting



LUMINARIES

Linear

SIMPLY CONSERVE®

Simply Conserve® LED Shop Light

Our LED Shop Light is the ideal solution to illuminate basements, garages, work spaces and more. It offers daylight-white overhead task lighting to maximize productivity, and its shatter-resistant, damp-rated build allows it to function in any space. With powerful lighting optimized for any project, the LED shop light saves energy without sacrificing quality.



Intertek



MODEL NUMBER	NOMINAL SIZE	NOMINAL WATTS	VOLTAGE	LUMENS	CCT	CRI	DIMMING	CASE QTY.	WARRANTY
L40SL40L	43.3" x 3.6" x 1.9"	40W	120-277V	4000	4000K	≥80	No	8	5 year

SIMPLY CONSERVE®

Simply Conserve® Adjustable Strip Light

Simply Conserve's field-adjustable linear strip fixture includes two switches inside the unit which allow for adjustment of the input power, 30W/40W/50W and color temperature 3500K/4000K/5000K. Push-button lens cover releases allow for tool-free access to adjust settings and wire connections. Lens is supported with aircraft cable to prevent the lens from falling. This versatile product is suitable for a variety of applications including retail, offices, warehouses, stairwells, and garages.



MODEL NUMBER	NOMINAL SIZE	NOMINAL WATTS	VOLTAGE	LUMENS	CCT	CRI	DIMMING	CASE QTY.	WARRANTY
L30/50-STRP-35/50-4FT-D-ADJ-120/277	48" x 3" x 3.3"	30/40/50W	120-277V	3900/5200/6500	35/40/50K	>80	0-10V	6	5 year

Panel & Troffers

SIMPLYCONSERVE®

Simply Conserve® Field-Adjustable Commercial Flat Panel



Our DLC-certified LED flat panels are designed for recessed, surface, or suspended ceiling grid installation, making them an ideal solution for replacing inefficient traditional fluorescent fixtures. They produce an even, bright light suitable for commercial settings including office buildings, schools, hospitals and more. Their minimalist design allows them to integrate seamlessly, offering high-quality, reliable lighting.



MODEL NUMBER	NOMINAL SIZE	NOMINAL WATTS	VOLTAGE	LUMENS	CCT	CRI	DIMMING	CASE QTY.	WARRANTY
L20/30-FP22-35/50-D-ADJ	2x2	20/25/30	120-277V	2500/3125/3750	35/40/50K	≥80	0-10V	4	5 year
L230/40-FP24-35/50-D-ADJ	2x4	30/35/40	120-277V	3750/4375/5000	35/40/50K	≥80	0-10V	4	5 year

SIMPLYCONSERVE®

Simply Conserve® Edge-Lit LED Flat Panels



The Simply Conserve® Edge-Lit LED Panel produces an even and efficient light, making it the perfect energy-efficient replacement for fluorescent fixtures. The panels are fully dimmable, creating the opportunity for significant savings in commercial and industrial environments including schools, office buildings and hospitals. Facilities are encouraged to utilize utility rebate programs with these DLC-listed models.



MODEL NUMBER	NOMINAL SIZE	NOMINAL WATTS	VOLTAGE	LUMENS	CCT	CRI	DIMMING	CASE QTY.	WARRANTY
L40FP2240D	2x2	40W	120-277V	4000	4000K	≥80	Yes	4	5 year
L40FP2250D	2x2	40W	120-277V	4000	5000K	≥80	Yes	4	5 year
L50FP2440D	2x4	50W	120-277V	5000	4000K	≥80	Yes	4	5 year
L50FP2450D	2x4	50W	120-277V	5000	5000K	≥80	Yes	4	5 year

SIMPLY CONSERVE®



Simply Conserve® LED UFO Highbay

The UFO High Bay is the ideal solution for commercial spaces with high ceilings. Its damp-rated durability is appropriate for illuminating a wide range of spaces, including warehouses, gymnasiums, manufacturing facilities and more. It features minimal glare and optimal performance.



MODEL NUMBER	NOMINAL SIZE	NOMINAL WATTS	VOLTAGE	LUMENS	CCT	CRI	DIMMING	CASE QTY.	WARRANTY
L130HBU540D	8 5/16" x 8 1/2"	130W	120-277V	18000	5000K	≥80	No	1	5 year
L170HBU50D	9 7/8" x 8 11/16"	175W	120-277V	24000	5000K	≥80	No	1	5 year
HB-MOTION (Sold Separately)								1	

Downlights

SIMPLY CONSERVE®



Simply Conserve® LED Recessed Downlight Retrofit

These recessed downlights are the ideal solution for energy-efficient lighting upgrades in new construction or remodeling projects. They seamlessly replace 65-to-75watt incandescent lamps in five- and six-inch recessed downlight fixtures, saving money without sacrificing quality. They're easy to install, suitable for use in damp locations and provide 35,000 hours of maintenance-free operation.



MODEL NUMBER	NOMINAL SIZE	NOMINAL WATTS	VOLTAGE	LUMENS	CCT	CRI	DIMMING	CASE QTY.	WARRANTY
L13DL5/6AP-27K	6"	13W	120V	900	2700K	≥80	Yes	12	5 year
L13D-L5/6AP-30K	6"	13W	120V	900	3000K	≥80	Yes	12	5 year
L13D-L5/6AP-40K	6"	13W	120V	900	4000K	≥80	Yes	12	5 year

SIMPLYCONSERVE®

Simply Conserve® J-Box Integrated Downlight

Simply Conserve's IC-Rated LED Integrated Downlight is available in 6" diameter. It can be easily installed in finished drywall or architectural tile ceilings in a wide variety of commercial and residential applications. The downlights provide more than 78 lumens per watt with a high 80+ CRI for efficient performance and excellent color rendering. The LED fixtures are IC-rated for use in insulated ceilings and meet IECC air leakage requirements. The UL Wet Location listing makes the product a versatile solution for use in areas where water intrusion is likely. These fixtures are designed for easy installation and feature a baffled trim to provide a proper cut-off angle. The Simply Conserve IC-Rated LED Recessed Downlight Series accepts 120-volt AC power supply.



MODEL NUMBER	NOMINAL SIZE	NOMINAL WATTS	VOLTAGE	LUMENS	CCT	CRI	DIMMING	CASE QTY.	WARRANTY
L9DL630D	6"	9W	120V	700	3000K	≥80	Yes	12	5 year

SIMPLYCONSERVE®

Simply Conserve® Adjustable Wafer Downlight

Simply Conserve's field-adjustable wafer downlight provides the same installation benefits as standard wafers but includes field adjustability of color temperature from 2700K to 5000K, simplifying SKUs. The downlight can be easily installed in new construction, remodel, and retrofit projects. Wet-location rating allows the light to be used outdoors as well as indoors.



MODEL NUMBER	NOMINAL SIZE	NOMINAL WATTS	VOLTAGE	LUMENS	CCT	CRI	DIMMING	CASE QTY.	WARRANTY
L12-DLR6-27/50-D-ADJ	6"	12W	120V	950	27/30/35/40/50K	>80	Yes	16	5 year

SIMPLYCONSERVE®

Simply Conserve® Field-Adjustable Commercial Downlight

The Simply Conserve® field-adjustable commercial downlight includes two switches on the unit which allow for adjustment of the input power, lumen output, and color temperature of 3000K/3500K/4000K. This downlight allows for easy installation in new construction, remodel and retrofit projects. Its 90+ CRI and frosted lens allow for true color rendering for vivid colors throughout, and glare-free lighting makes it ideal for commercial use in retail spaces, hospitals, offices, and airports.



MODEL NUMBER	NOMINAL SIZE	NOMINAL WATTS	VOLTAGE	LUMENS	CCT	CRI	DIMMING	CASE QTY.	WARRANTY
L7/18-DL6/35/50-D-ADJ	5.13" x 6.25" x 8.24"	7/10/18W	120-277V	700/1000/1500	30/35/40K	≥90	0-10V	4	5 year
L10/22-DL8-35/50-D-ADJ	5.86" x 7.86" x 10.25"	10/15/22W	120-277V	1000/1500/2000	30/35/40K	≥90	0-10V	4	5 year

Wall Packs



SIMPLY CONSERVE®

Simply Conserve® Mini Wall Pack

The Mini Wall Pack is a great choice for adding or upgrading outdoor security lighting. It's ideal for garages, loading bays, multifamily complexes, hospitality, and office buildings. The integrated photocell allows for dusk-to-dawn operation out of the box. This fixture can withstand exterior elements.



Intertek

MODEL NUMBER	NOMINAL SIZE	NOMINAL WATTS	VOLTAGE	LUMENS	CCT	CRI	DIMMING	CASE QTY.	WARRANTY
L15-MWP-40-120-PC	11.4" x 7.7" x 1.6"	15W	120V	1050	4000K	>80	No	10	5 year



SIMPLY CONSERVE®

Simply Conserve® LED Wall Pack

Our LED Wall Pack with Photocell provides even, bright lighting for outdoor settings. It is the ideal energy-efficient solution for public spaces, schools, hospitals, parking garages, outdoor walkways and more. With construction that prevents light pollution, saves energy and results in lower maintenance costs, outdoor spaces remain reliably lit for less cost over time.



Intertek

MODEL NUMBER	NOMINAL SIZE	NOMINAL WATTS	VOLTAGE	LUMENS	CCT	CRI	DIMMING	CASE QTY.	WARRANTY
L35WPT50F-PC	14.3" X 9.2" X 8"	35W	100-277V	4550	5000K	≥80	No	1	5 year
L50WPT50F-PC	14.3" X 9.2" X 8"	50W	100-277V	5000	5000K	≥81	No	1	5 year
L80WPT50F-PC	14.3" X 9.2" X 8"	80W	100-277V	4550	8000K	≥82	No	1	5 year

SIMPLY CONSERVE®

Simply Conserve® Wall Pack Photocell Switch

The Wall Pack Photocell Switch automatically adjusts lighting based on sunlight exposure. Effortlessly and reliably control street lighting, passage lighting, doorway lighting and more without lifting a finger. With a wide voltage range, the switch is broadly applicable for almost any power supply level. The 3-10-second time delay prevents unnecessary lighting adjustment affected by rapidly changing conditions. Eliminate waste by only operating your wall packs when necessary with our UL-listed Wall Pack Photocell Switch.



WALL PACK PHOTOCELL SWITCH ACCESSORIES	CASE QTY.
Locknut	1
O-Ring Gasket	1
Alternative Flat Gasket	1

LAMPS

PL Lamps

SIMPLY CONSERVE®

Simply Conserve® LED PL Lamps

Our plug-and-play vertical and horizontal PL lamps offer simple and efficient lighting solutions for task lighting. Their shatter-resistant, mercury-free design delivers exceptional durability and their white light efficiently illuminates commercial spaces. A 50,000-hour lifespan means less bulb replacement, and DLC certification guarantees energy and money savings.



MODEL NUMBER	BASE	NOMINAL WATTS	VOLTAGE	LUMENS	CCT	CRI	DIMMING	CASE QTY.	WARRANTY
L9PL40G24QH	G24q/GX24q	9W	120-277V	800	4000K	≥80	No	60	5 year
L9PL50G24QH	G24q/GX24q	9W	120-277V	800	5000K	≥80	No	60	5 year
L12PL40G24QH	G24q/GX24q	12W	120-277V	1100	4000K	>80	No	60	5 year
L12PL50G24QH	G24q/GX24q	12W	120-277V	1100	5000K	≥80	No	60	5 year
L12PL40G24QV	G24q/GX24q	12W	120-277V	1200	4000K	≥80	No	60	5 year
L12PL50G24QV	G24q/GX24q	12W	120-277V	1200	5000K	≥80	No	60	5 year
L12PL40G24DH	G24q/GX24q	12W	120-277V	1200	4000K	≥80	No	60	5 year
L12PL50G24DH	G24q/GX24q	12W	120-277V	1200	5000K	≥80	No	60	5 year
L12PL40G24DH	G24D	12W	120-277V	1200	4000K	≥80	No	60	5 year
L12PL50G24DH	G24D	12W	120-277V	1200	5000K	≥80	No	60	5 year
L12PL40G24DV	G24D	12W	120-277V	1200	4000K	≥80	No	60	5 year
L12PL50G24DV	G24D	12W	120-277V	1200	5000K	≥80	No	60	5 year
L9PL40GX23-2H	GX23-2	9W	120-277V	800	4000K	≥80	No	60	5 year
L9PL50GX23-2H	GX23-2	9W	120-277V	800	5000K	≥80	No	60	5 year

Corn Bulbs



SIMPLYCONSERVE®

Simply Conserve® LED Corn Bulb

With a variety of available sizes and wattages, Simply Conserve's LED Corn Bulb selection is ready to meet your customers' unique needs. Ideal for commercial spaces, whether it be for indoor high-bay or outdoor fixtures, these bulbs provide ideal brightness and weather-resistant construction to keep them shining year-round.



MODEL NUMBER	NOMINAL SIZE	BASE	NOMINAL WATTS	VOLTAGE	LUMENS	CCT	CRI	DIMMING	CASE QTY.	WARRANTY
L36CB50E26	7.9" x 3.8"	EX26	36W	120-277V	5220	5000K	≥80	No	12	5 year
L54CB50EX39	9.8" x 3.8"	EX39	54W	120-277V	7830	5000K	≥80	No	12	5 year
L120C-B50EX39	12.3" x 4.9"	EX39	120W	120-277V	16800	5000K	≥80	No	6	5 year

T8 Lamps



SIMPLYCONSERVE®

Simply Conserve® T8 LED Hybrid

Simply Conserve's 14W hybrid T8 LED lamp is ideal for offices, conference rooms, hotels, academic complexes, commercial, and medical facilities. Designed to deliver 1,800 lumens, these lamps deliver the same light output as a 32W fluorescent with less than half the power. Hybrid technology reduces maintenance expenses and allows multiple installation methods whether a ballast is present or not. Install as a plug-and-play solution on compatible ballasts, or bypass the ballast to install in a double-end configuration.



MODEL NUMBER	NOMINAL SIZE	NOMINAL WATTS	VOLTAGE	LUMENS	CCT	CRI	DIMMING	CASE QTY.	WARRANTY
L14T8G35AB	47.7" x 1"	14W	120-277V	1800	3500K	>80	No	25	5 year
L14T8G40AB	47.7" x 1"	14W	120-277V	1800	4000K	>80	No	25	5 year
L14T8G50AB	47.7" x 1"	14W	120-277V	1800	5000K	>80	No	25	5 year
L14T8G40AB-10PK	47.7" x 1"	14W	120-277V	1800	4000K	>80	No	10	5 year
L14T8G50AB-10PK	47.7" x 1"	14W	120-277V	1800	5000K	>80	No	10	5 year

SIMPLYCONSERVE®

Simply Conserve® LED T8 – UL Type A – Direct Replacement

This LED T8 lamp is a perfect plug-and-play solution to convert existing fluorescent fixtures to LED. Designed to deliver 1800 lumens, these lamps produce the same light output as a 32W fluorescent with less than half the power. The glass construction provides a strong, quick, and safe installation without any re-wiring of the ballast or fixture. Compatible with most electronic instant-start and programmed rapid start T8 ballasts.



MODEL NUMBER	NOMINAL SIZE	NOMINAL WATTS	VOLTAGE	LUMENS	CCT	CRI	DIMMING	CASE QTY.	WARRANTY
L12T8G40A	G13	12W	120V	1800 ±10%	4000K	>83	No	25	5 year
L12T8G50A	G13	12W	120V	1800 ±10%	5000K	>83	No	25	5 year
L14T8PC35A	G13	14W	120-277V	1900	3500K	>80	No	30	5 year
L14T8PC40A	G13	14W	120-277V	1900	4000K	>80	No	10	5 year
L14T8PC50A	G13	14W	120-277V	1900	5000K	>80	No	30	5 year
L14T8N35A	G13	14W	120-277V	1900	3500K	>80	No	30	5 year
L14T8N40A	G13	14W	120-277V	1900	4000K	>80	No	30	5 year
L14T8N50A	G13	14W	120-277V	1900	5000K	>80	No	30	5 year
L15T8G40A	G13	15W	120-277V	2200	4000K	>80	No	25	5 year
L15T8G50A	G13	15W	120-277V	2200	5000K	>80	No	25	5 year

SIMPLYCONSERVE®

Simply Conserve® LED T8 – UL Type B – Double-End Ballast Bypass

T8 LEDs provide cost-effective, powerful, uniform lighting for T8 fluorescent retrofit projects utilizing standard G13 (medium bi-pin) sockets. They are used in conjunction with the existing fluorescent housing or fixture bodies. These T8 lamps are equipped with a dedicated internal driver to deliver appropriate light levels for your application. These commercial LED lighting products are great for offices, retail spaces, schools, universities, airport lounges, government facilities and many other common indoor applications.



MODEL NUMBER	BASE	NOMINAL WATTS	VOLTAGE	LUMENS	CCT	CRI	DIMMING	CASE QTY.	WARRANTY
L14T8G40BDE	G13	14W	120-277V	1800 ±10%	4000K	>83	No	25	5 year
L14T8G50BDE	G13	14W	120-277V	1800 ±10%	5000K	>83	No	25	5 year
L17T8G40BDE	G13	17W	120-277V	2200 ±10%	4000K	>83	No	25	5 year
L17T8G50BDE	G13	17W	120-277V	2200 ±10%	5000K	>83	No	25	5 year

T5 Lamps

SIMPLY CONSERVE®



Simply Conserve® LED T5 – UL Type A – Direct Replacement

This LED T5 lamp is an easy plug-and-play solution to convert existing linear fluorescent fixtures to LED without any extra effort or re-wiring. Designed to deliver over 3500 lumens, the lamp's construction provides safe installation utilizing the existing T5HO Program start electronic ballasts, minimizing maintenance and labor costs.



MODEL NUMBER	BASE	NOMINAL WATTS	VOLTAGE	LUMENS	CCT	CRI	DIMMING	CASE QTY.	WARRANTY
L25T5G40A	Miniature Bi-Pin	25W	120-277V	3500	4000K	>80	No	25	5 year
L25T5G50A	Miniature Bi-Pin	25W	120-277V	3500	5000K	>80	No	25	5 year

SIMPLY CONSERVE®



Simply Conserve® LED T5 – UL Type B – Bypass

The LED T5 Bypass eliminates the need for a ballast, making it a quick and efficient solution for your lighting needs. With an even and flicker-free light output, this lamp is the ideal replacement for 54-watt T5HO fluorescent tubes in commercial spaces. Its 50,000-hour rated lifespan and easy installation eliminate the hassle of complicated upgrades.



MODEL NUMBER	BASE	NOMINAL WATTS	VOLTAGE	LUMENS	CCT	CRI	DIMMING	CASE QTY.	WARRANTY
L25T5G40BDE	G5	25W	120-277V	3500	4000K	>80	No	25	5 year
L25T5G50BDE	G5	25W	120-277V	3500	5000K	>80	No	25	5 year

LED T8 and T5 Product Selection

FAMILY	WATTAGE	LAMP TYPE	MATERIAL	CCT	OPERATION
L = LED Linear	12 = 12W 14 = 14W 15 = 15W	T8 = T8 Tube T5 = T5 Tube	G = Glass PC = Aluminum & Polycarbonate N = Nano Plastic	35 = 3500K 40 = 4000K 50 = 5000K	A = UL Type A BDE = UL Type B, Double End BSE = UL TYPE B, Single End AB = UL Type A/B, Dual Mode

Lighting Partner Brands

MaxLite

Euri
Euri Lighting

ESPEN
TECHNOLOGY

COOPER
Lighting Solutions

CREE 
LIGHTING

 **TCP**

 **EarthTronics**

energetic
Smarter lighting


Light Efficient Design

GE current
a Daintree company

 **FEIT**
ELECTRIC



GREENCREATIVE

 **greenlite**

 **GOALZERO.**

LEDone

 **XtraLight**
LED Lighting Solutions



Water Products

Indoor and Outdoor Water Conservation

AM Conservation's indoor and outdoor water-saving products include showerheads, aerators, rain gauges, garden hose nozzles and more. These water-efficient items empower your customers to be water-conscious while still enjoying the comfortable flow power they prefer.





Fixed-Mount Showerheads



Niagara Conservation ShowerRail Kit

Our ShowerRail Kit easily converts standard, single-piece showerheads into a combination showerhead and 5-spray handheld to add versatility to just about any shower space. Designed for hassle-free installation using existing plumbing with no need to drill. Give your shower a spa-like experience in just minutes.



MODEL NUMBER	FINISH	FLOW RATE	CASE QTY.	WARRANTY
N99SR17CH	Chrome	1.75 GPM	1	10 year



Niagara Conservation Rainfall Spa™

Our Rainfall Spa™ Showerhead offers a powerful spray with the benefits of saving water and energy. At just 2.0 gallons of water per minute, the Rainfall Spa™ saves 20% of water over standard showerheads. The Rainfall Spa™ Showerhead features a sleek, modern design with a large 8" diameter face plate.



MODEL NUMBER	FINISH	FLOW RATE	CASE QTY.	WARRANTY
N9517CH	Chrome	1.75 GPM	10	10 year
N9520BN	Brushed Nickel	2.0 GPM	10	10 year
N9520CH	Chrome	2.0 GPM	10	10 year



Niagara Conservation HealthGuard®

The HealthGuard® Showerhead features a removable, anti-microbial faceplate for easy cleaning. Ideal for hospitals, healthcare facilities and consumers who value cleanliness, the HealthGuard® is designed to perform like a luxury showerhead while empowering maximum health and safety.



MODEL NUMBER	FINISH	FLOW RATE	CASE QTY.	WARRANTY
N9415CH	Chrome	1.5 GPM	30	10 year
N9415-CH-FP	Chrome	N/A	32	10 year



Niagara Conservation Luxury Spa™

Our Luxury Spa™ has the look of luxury with the benefits of saving water and energy. This showerhead includes a single-spray function that provides full-body coverage. Its durable, all-metal body and chrome ball joint make this showerhead perfect for commercial applications. The Luxury Spa™ is also available with a tamper-proof feature: a special key is needed for installation or removal; conventional tools will not work. This prevents unwanted removal, theft, and tampering. One key is included with each showerhead ordered; additional keys are available for purchase.



MODEL NUMBER	FINISH	FLOW RATE	CASE QTY.	WARRANTY
N2150	Chrome	1.5 GPM	50	10 year
N2150-TP (Tamper Proof)	Chrome	1.5 GPM	50	10 year



Niagara Conservation Earth® Luxe CUSTOMIZABLE

Our Earth® Luxe showerhead features an adjustable 9-jet turbo massage that easily rotates from a gentle needle spray to a forceful jet. With a non-aerated stream, the showerhead experiences less temperature loss, translating to maximum energy savings. Our pressure-compensated technology guarantees a consistent flow rate across a wide range of pressure, ensuring end-user satisfaction. The 30% larger face diameter and new, transitional look of the Earth® Luxe complements many styles of décor.



MODEL NUMBER	FINISH	FLOW RATE	CASE QTY.	WARRANTY
N3912CH	Chrome	1.25 GPM	48	10 year
N3912BN	Brushed Nickel	1.25 GPM	48	10 year
N3915CH	Chrome	1.5 GPM	48	10 year
N3915BN	Brushed Nickel	1.5 GPM	48	10 year
N3917CH	Chrome	1.75 GPM	48	10 year
N3917BN	Brushed Nickel	1.75 GPM	48	10 year



Niagara Conservation Sava Spa™

Our Sava Spa™ Showerheads offer a powerful single-spray function with the benefit of saving water and energy. The Sava Spa™ Showerheads feature an oversized 4.40” diameter spray head for wide coverage and 39 flexible PVC spray jets for easy cleaning.



MODEL NUMBER	FINISH	FLOW RATE	CASE QTY.	WARRANTY
N2515CH	Chrome	1.5 GPM	40	10 year
N2517CH	Chrome	1.75 GPM	40	10 year



Niagara Conservation Earth®

Our Earth® Showerhead features a 9-jet adjustable turbo massage that easily rotates from a gentle needle spray to a forceful jet. As the stream is non-aerated, the showerhead experiences less temperature loss—translating to maximum energy savings.



MODEL NUMBER	FINISH	FLOW RATE	WATERSENSE	CASE QTY.	WARRANTY
N2912CH	Chrome	1.25 GPM	Yes	50	10 year
N2912	White	1.25 GPM	Yes	50	10 year
N2915CH	Chrome	1.5 GPM	Yes	50	10 year
N2915N	White	1.5 GPM	Yes	50	10 year
N2915BN	Brushed Nickel	1.5 GPM	Yes	50	10 year
N2917	White	1.75 GPM	Yes	50	10 year
N2917CH	Chrome	1.75 GPM	Yes	50	10 year
N2920CH	Chrome	2.0 GPM	Yes	50	10 year
N2920	White	2.0 GPM	Yes	50	10 year
N2920BN	Brushed Nickel	2.0 GPM	Yes	50	10 year
N2925N	White	2.5 GPM	No	50	10 year



Niagara Conservation Earth® Pause

Our Earth® Showerheads with Soap & Soak® Valve save money by using up to 75% less water than traditional “low-flow” showerheads on the market. While the Earth® Showerhead ensures drastic water usage reductions, the patented pressure-compensating technology guarantees a powerful, consistent flow rate regardless of available water pressure. The showerhead features a 9-jet adjustable turbo massage that easily rotates from a gentle needle spray to a forceful jet. As the stream is non-aerated, the showerhead experiences less temperature loss – translating to maximum energy savings. Reduced water usage also reduces cost for heating water. For extra water and monetary savings, use the Soak & Soap® on/off valve while soaping.



MODEL NUMBER	FINISH	FLOW RATE	CASE QTY.	WARRANTY
N2915C-V	Chrome	1.5 GPM	50	10 year
N2920-V	White	2.0 GPM	50	10 year



Niagara Conservation Tri-Max™

Our Tri-Max™ Showerhead features three adjustable flow settings for optimal task performance and maximum water savings. The Tri-Max™ produces a luxurious shower with an even, vacillating spray that requires less water usage than typical “low-flow” showerheads. Simply twist the showerhead to match the desired task: 0.5 GPM for soaping, 1.0 GPM for showering, and 1.5 GPM for a powerful rinse mode.



MODEL NUMBER	FINISH	FLOW RATE	CASE QTY.	WARRANTY
N2615CH	Chrome	1.0 - 1.5 GPM	100	10 year



Niagara Conservation Bi-Max

Our Bi-Max Showerheads feature two adjustable spray for optimal task performance and maximum water savings. The Bi-Max produces a luxurious shower with an even, vacillating spray that requires less water usage than typical “low-flow” showerheads. Simply twist the showerhead to match the desired task: 1.0 GPM for showering and 1.5 GPM for a powerful rinse mode.



MODEL NUMBER	FINISH	FLOW RATE	CASE QTY.	WARRANTY
N2610CH	Chrome	1.0 - 1.5 GPM	100	10 year



Tamper-Proof Spoiler™

This Tamper Proof Spoiler™ Showerhead combines our exclusive tamper-proof nut and tamper-proof body with the same great features found in our non-tamper-proof water-efficient showerheads. A special key is needed (Model No: SH-KEY) for installation or removal; conventional tools will not work. This showerhead prevents unwanted removal, theft, and tampering. Five keys are included per case of showerheads ordered; additional keys are available for purchase.

MODEL NUMBER	FINISH	FLOW RATE	CASE QTY.	WARRANTY
SH030CTP-1.5	Chrome	1.5 GPM	72	10 year



Handheld Showerheads



Niagara Conservation ShowerRail Kit

Our ShowerRail Kit easily converts standard, single-piece showerheads into a combination showerhead and 5-spray handheld to add versatility to just about any shower space. Designed for hassle-free installation using existing plumbing with no need to drill. Give your shower a spa-like experience in just minutes.



MODEL NUMBER	FINISH	FLOW RATE	CASE QTY.	WARRANTY
N99SR17CH	Chrome	1.75 GPM	1	10 year



Niagara Conservation HealthGuard® Handheld

The HealthGuard® handheld showerhead features a removable, anti-microbial faceplate for easy cleaning. Ideal for hospitals, healthcare facilities and consumers who value cleanliness, the HealthGuard® is designed to perform like a luxury showerhead while empowering maximum health and safety. In addition to a traditional handheld model, a pause-switch version is also available.

MODEL NUMBER	FINISH	FLOW RATE	CASE QTY.	WARRANTY
N9415CH-HH	Chrome	1.5 GPM	12	10 year



Niagara Conservation Earth® Handheld

Our Earth® Handheld Showerheads feature a 9-jet adjustable turbo massage that easily rotates from a gentle needle spray to a forceful jet. The Earth® Handheld Showerheads are corrosion-resistant and constructed of high-impact ABS thermoplastic body with metal ball joint. Includes 72” stainless steel hose for chrome models and 72” nylon reinforced PVC hose for white and brushed nickel models. All models also include a matching showerhead bracket.



MODEL NUMBER	FINISH	FLOW RATE	CASE QTY.	WARRANTY
N2945CH	Chrome	1.5 GPM	12	10 year
N2945BN	Brushed Nickel	1.5 GPM	12	10 year
N2947CH	Chrome	1.75 GPM	12	10 year
N2935	White	2.0 GPM	12	10 year
N2935BN	Brushed Nickel	2.0 GPM	12	10 year
N2935CH	Chrome	2.0 GPM	12	10 year



Faucet Aerators



Niagara Conservation Dual-Spray Swivel Aerators



Our Dual-Spray Swivel Aerators offer two stream options: a full-force multiple stream and a splash-free bubble stream that can be changed by twisting the body. The Dual-Spray Swivel Aerators produce a pressure-compensated stream that performs well at any water pressure. They contain a 360° swivel to direct the water flow where it's needed and soft rubber nozzles for easy cleaning and decalcification. These aerators are dual-threaded to fit both male and female threaded faucets: Male: 15/16-27, Female: 55/64-27.



MODEL NUMBER	FINISH	FLOW RATE	CASE QTY.	WARRANTY
N3126P-C	Chrome	1.5 GPM	200	10 year
N3126VP-C (pause valve)	Chrome	1.5 GPM	200	10 year



Niagara Conservation Dual-Spray Swivel Faucet Aerators



Our Dual-Spray Swivel Faucet Aerators offer two stream options: a full-force multiple stream and a splash-free bubble stream. Two versions of the aerator offer a pause-action valve that reduces flow to a trickle while keeping water temperature constant. All versions of the aerator contain a 360° swivel to direct the water flow where it's needed. The Dual-Spray Swivel Aerators produce a pressure-compensated stream that performs well at any water pressure. This aerator is dual-threaded to fit both male and female threaded faucets: Male: 15/16-27, Female: 55/64-27.



MODEL NUMBER	FINISH	FLOW RATE	CASE QTY.	WARRANTY
N3115P	Chrome/White	1.5 GPM	200	10 year
N3115P-FC	Chrome/White	1.5 GPM	200	10 year



Deluxe Dual-Spray Swivel Faucet Aerator

Our Deluxe Dual-Spray Swivel Faucet Aerator offers two stream options: a full-force multiple stream and a splash-free bubble stream. It provides a 360° swivel to direct the water flow where it's needed. This aerator is dual-threaded to fit both male and female threaded faucets: Male: 15/16-27, Female: 55/64-27.

MODEL NUMBER	FINISH	FLOW RATE	CASE QTY.	WARRANTY
FA035-C-2.0	Chrome/White	2.0 GPM	250	10 year



Niagara Conservation Tri-Max™ 3-Flow Rate Aerators

Our Tri-Max™ Aerators feature three adjustable spray settings for optimal task performance and maximum water savings. The Tri-Max Aerators produce a pressure-compensated stream that performs well at any water pressure. Simply twist the faucet aerator to match the desired task: 0.5 GPM flow rate for soaping, 1.0 GPM for washing, and 1.5 GPM for a powerful rinse mode. These aerators are dual-threaded to fit both male and female threaded faucets: Male: 15/16-27, Female: 55/64-27. Model N3610CH includes a non-stripping thread component (dual-thread connection) which includes an install key. Threaded inserts are removable to hide threads when installing with female connections.



MODEL NUMBER	FINISH	FLOW RATE	CASE QTY.	WARRANTY
N3610CH	Chrome	0.5 - 1.0 - 1.5 GPM	100	10 year
N3615CH	Chrome/Black	0.5 - 1.0 - 1.5 GPM	100	10 year

Bath/Kitchen Pressure-Compensating Faucet Aerators

Our Bath/Kitchen Faucet Aerators save water and energy by producing forceful streams at a reduced flow rate that minimizes the amount of energy needed to heat water. These aerators are constructed of chrome-plated brass for durability and dual-threaded to fit both male and female threaded faucets: Male: 15/16-27, Female: 55/64-27.



MODEL NUMBER	SPRAY	FINISH	FLOW RATE	WATERSENSE	CASE QTY.	WARRANTY
FA014CPB1	Bubble	Chrome	1.0 GPM	No	1000	10 year
FA012CPB1-WS	Bubble	Chrome	1.5 GPM	Yes	1000	10 year
FA012CPB1	Bubble	Chrome	1.5 GPM	No	1000	10 year



Niagara Conservation Pressure-Compensating Faucet Aerators

Our Pressure-Compensating Faucet Aerators save water and energy by producing forceful streams at a reduced flow rate that minimizes the amount of energy needed to heat water. These aerators are constructed of chrome-plated brass for durability and dual-threaded to fit both male and female threaded faucets: Male: 15/16-27, Female: 55/64-27.



MODEL NUMBER	SPRAY	FINISH	FLOW RATE	WATERSENSE	CASE QTY.	WARRANTY
N3205N-PC	Needle	Chrome	0.5 GPM	No	500	10 year
N3205NBN-PC-TU	Needle	Brushed Nickel	0.5 GPM	No	84	10 year
N3210N-PC	Needle	Chrome	1.0 GPM	Yes	500	10 year
N3210B-PC	Bubble	Chrome	1.0 GPM	Yes	500	10 year
N3215N-PC	Needle	Chrome	1.5 GPM	Yes	500	10 year
N3104-PC	Bubble	Chrome	1.5 GPM	Yes	500	10 year
N3205N-PC-TU	Needle	Chrome	0.5 GPM	Yes	84	10 year
N3210N-PC-TU	Needle	Chrome	1.0 GPM	Yes	84	10 year
N3210B-PC-TU	Bubble	Chrome	1.0 GPM	Yes	84	10 year
N3210BBN-PC-TU	Bubble	Brushed Nickel	1.0 GPM	Yes	84	10 year
N3104-PC-TU	Needle	Chrome	1.5 GPM	Yes	84	10 year



Niagara Conservation Tamper-Proof Faucet Aerators

Our Tamper-Proof Faucet Aerators produce forceful streams at a reduced flow rate that minimizes the amount of energy needed to heat water. These aerators are constructed of chrome-plated brass for durability. They cannot be installed, removed or tampered with without a special key, making these aerators perfect for commercial applications. These aerators fits standard size faucets: Male: 15/16-27, Female: 55/64-27.



MODEL NUMBER	SPRAY	FINISH	FLOW RATE	WATERSENSE	CASE QTY.	WARRANTY
Female-Threaded						
N3205NFTP-PC-TU	Needle	Chrome	0.5 GPM	No	84	10 year
N3215BFTP-PC-TU	Bubble	Chrome	1.5 GPM	Yes	84	10 year
Male-Threaded						
N3205NMTP-PC-TU	Needle	Chrome	0.5 GPM	No	84	10 year
N3215BMTP-PC-TU	Bubble	Chrome	1.5 GPM	Yes	84	10 year



Niagara Conservation Dual-Thread Faucet Aerators

Our Dual-Thread Faucet Aerators with Thread Adapter are an innovative water-saving solution designed to accommodate both male and female applications: Male: 15/16-27, Female: 55/64-27. These faucet aerators save water and energy by producing forceful streams at a reduced flow rate that minimizes the amount of energy needed to heat water. They produce a pressure-compensated stream that performs well at any water pressure. These Dual-Thread Aerators include a non-stripping thread component (dual-thread connection), which includes an install key. Threaded inserts are removable to hide threads when installing with female connections.



MODEL NUMBER	SPRAY	FINISH	FLOW RATE	CASE QTY.	WARRANTY
N3622B	Bubble	Chrome (straight body)	1.5 GPM	240	10 year
N3601N	Needle	Chrome (flared body)	1.0 GPM	240	10 year

Tamper-Proof Faucet Aerator

Our Tamper-Proof Faucet Aerators produce forceful streams at a reduced flow rate that minimizes the amount of energy needed to heat water. These aerators are constructed of chrome-plated brass for durability. Pressure-compensating technology guarantees a consistent flow rate across a wide range of pressure. They cannot be installed, removed or tampered with without a special key, making these aerators perfect for commercial applications. Female thread size 55/64 - 27; fits most male faucets.



MODEL NUMBER	FINISH	FLOW RATE	CASE QTY.	WARRANTY
AMFA1TA-H	Chrome	1.0 GPM	500	10 year
AMFA15TA	Chrome/Black	1.5 GPM	500	10 year

Faucet Aerator Adapters

Our Faucet Aerator Adapters enable the use of standard-size faucet aerators with other popular thread sizes on kitchen and bath faucets.



MODEL NUMBER	DIMENSIONS	CASE QTY.	WARRANTY
SA025	Male Adapter, 0.9375" x 0.8594" with Washer	500	10 year
N3173	Male Adapter 0.8125" M x 0.8594" M	1000	10 year
N3174	Female Adapter 0.8125" F x 0.8594" M	1000	10 year
N3177	Female Adapter 0.75"-27 F x 0.8594" M	1000	10 year



Lawn Care

SIMPLYCONSERVE®

Simply Conserve® Seven-Spray Water-Saving Garden Hose Nozzle **CUSTOMIZABLE**

Our Seven-Spray Water-Saving Garden Hose Nozzles have a durable, medium-duty plastic body, cushioned dial ring and grip that protects against damage for long life. They have seven spray settings that range from full-force to a water-saving mist, enabling more water efficiency with less water waste. Available as-is or may be personalized with your logo. Makes a great addition to any water-saving promotion or water conservation kit.



MODEL NUMBER	COLOR	CASE QTY.
NB5179-Y	Yellow	48
NB5179-G	Green	48
NB5179-B	Blue	48

SIMPLYCONSERVE®

Simply Conserve® Deluxe Seven-Spray Water-Saving Garden Hose Nozzle

Our Deluxe Seven-Spray Water-Saving Hose Nozzles feature our exclusive volume control dial that regulates and maintains a flow rate of 2.5 GPM for additional water savings. It includes a heavy-duty, durable metal body with a cushioned dial ring and grip for long life. These hose nozzles have seven spray settings that range from full-force to a water-saving mist, enabling more water efficiency, with less water waste. With a built-in pressure compensator for consistent water savings regardless of water pressure, the Deluxe Seven-Spray Water-Saving Hose Nozzles are an exceptional value and make a great giveaway for any water conservation program.



MODEL NUMBER	COLOR	CASE QTY.
56731-7B	Blue	24
56731-7G	Green	24

SIMPLYCONSERVE®

Simply Conserve® Garden Hose Timer **CUSTOMIZABLE**

Our Garden Hose Timer makes it possible to water the yard without the waste. Set the timer to water early in the morning during times of least evaporation and when it doesn't interfere with a schedule. Setting the timer prevents over-watering. The timer will automatically shut off when it has completed the watering cycle. It is constructed of a durable plastic housing and includes a brass connector. Ideal for watering the lawn, garden and micro-watering hanging baskets and potted plants.



MODEL NUMBER	CASE QTY.
62018-I	50



Niagara Conservation Moisture Meters **CUSTOMIZABLE**

Our Moisture Meters promote healthier lawns, gardens and shrubs and help save water by eliminating improper watering, a major cause of water waste. Our Moisture Meters accurately measure the moisture in the soil at the root level where it counts. Makes a great educational and promotional giveaway for school programs. Original and decorative frog Moisture Meters may be personalized with corporate name, logo or program theme.

MODEL NUMBER	DESCRIPTION	CUSTOMIZABLE	CASE QTY.	WARRANTY
MM071	Original Moisture Meter	Yes	72	1 year
MM071-F	Frog Moisture Meter	Yes	72	1 year
MM071-L	Ladybug Moisture Meter	No	72	1 year



Niagara Conservation Rain Gauge **CUSTOMIZABLE**

Our Rain Gauge is a quick and accurate way to measure rainfall and adjust watering practices accordingly. The Rain Gauge's increments are both English and metric units of measurement up to 5.0 cm / 2.0 in.

MODEL NUMBER	CASE QTY.
N3179	200



Water Partner Brands





Toilet & Water-Saving Products



Niagara Conservation Pipe Tape Sealants

Our Pipe Tape Sealant permits quick, clean and economical sealing of male pipe threads of all sizes. This virgin PTFE (polytetrafluoroethylene) Pipe Tape Sealant self-lubricates joints, making them easy to assemble and disassemble. Pipe Tape Sealant extends the fatigue life of sealed connections and effectively eliminates system contamination common with messy liquid and paste sealants.

MODEL NUMBER	DIMENSIONS	CASE QTY.	WARRANTY
PT060	0.5" x 60"	1500	10 year



Simply Conserve® Shower Timer **CUSTOMIZABLE**

Our Shower Timers are an easy, inexpensive way to save water and energy by providing a way to monitor and reduce showering time. The hourglass-style sand timer runs for approximately 5 minutes and affixes to the shower wall with a suction cup. Available as is or may be personalized with your logo.

MODEL NUMBER	DESCRIPTION	CASE QTY.
SS010-S	Red, with wording	135
SS010-S-RB	Red, blank/custom	135
SS010-S-BL	Blue, with wording	135
SS010-S-BLB	Blue, blank/custom	135



Simply Conserve® Drip Gauge

Our Drip Gauge is an easy and effective way to calculate the gallons of water that may be wasted by leaking fixtures. The cylindrical cup displays gallons wasted on a daily or yearly basis, as well as metric readings for higher accuracy.

MODEL NUMBER	CASE QTY.
N3132-M	500



Shower & Faucet Flow Meter Bag

Our Shower & Faucet Flow Meter Bag helps measure the flow of showerheads and faucet aerators. The Flow Meter Bag is a calibrated, reusable and low cost way to calculate fixture flow in gallons per minute. Readings on the Flow Meter Bag for both the showerhead and faucet flow rate are indicated as low as 0.5 GPM.

MODEL NUMBER	CASE QTY.
DPB010	1000



Niagara Conservation Adjustable Toilet Flapper

Our Adjustable Toilet Flapper is an easy-to-use and quick-to-install replacement for leaky flappers. It features an adjustable timer dial that allows the user to fine-tune the water usage from tank to bowl. This toilet flapper fits most 1.6-, 3.5-, 5- and 7-gallon toilets, is chlorine- and chloramine-resistant, and is guaranteed to prevent leaks for at least 5 years.



MODEL NUMBER	CASE QTY.
N3145	96

Leak Detection Tablets (2 Pack) CUSTOMIZABLE

Our Leak Detection Toilet Dye Tablets are used to rapidly identify a leaky toilet, which can save thousands of gallons of water per year. Damaged flappers can leak water undetected down your drain. Simply place the Leak Detection Tablets into the toilet's tank, and if blue water appears in the bowl, there is a damaged flapper that needs to be replaced. These dye tablets are nontoxic, packaged in moisture-resistant packs and include easy-to-follow bilingual directions. Customizable Leak Detection Dye Tablet packaging is available.



MODEL NUMBER	CASE QTY.
N3140	3000

Toilet Tank Bank

Our Toilet Tank Bank is a water-saving product that's effective, low-cost, maintenance-free and user-friendly. The Tank Bank saves up to 0.8 gallons a flush and includes an anti-evaporation airlock so it never needs refilling. It is constructed of non-corrosive materials that resist microbes and fungal growth.



MODEL NUMBER	CASE QTY.
N3137	400

Fill Master™ Fill Cycle Diverter

Our Fill Master™ Fill Cycle Diverter is a water saving product for the toilet tank that saves 1/2 to 1-1/2 gallons of water per flush. The Fill Master™ Fill Cycle Diverter diverts the majority of water that would normally flow down the toilet overflow tube back into the toilet tank during the filling cycle. Tune the toilet with The Fill Master™ Fill Cycle Diverter to prevent excess water from needlessly flowing down the drain. It's an easy, inexpensive water saving product that makes toilets more water efficient. Available in bulk quantities or individually packaged with installation instructions.




MODEL NUMBER	CASE QTY.
FCD010	1000

Weatherization & Home Efficiency

Professional-Grade, High-Quality Materials

AM Conservation sources weatherization products for contractors with ease, speed and flexibility. Our weatherization products are competitively priced and we maintain appropriate inventory levels of various hard-to-find, specialty products.



Weatherstripping

SIMPLY CONSERVE®

Simply Conserve® Windjammer-Style Weatherstripping

Our Windjammer Foam Weatherstripping retains its original shape year after year, remains pliable from -40°F and meets ASTM, BSI, DIN and ISO standards. The Windjammer is an easy-to-cut cellular polyvinyl chloride (PVC), which has become widely accepted as a substitute for wood due to its superior performance characteristics. It resists water, rot, warping, and splintering, meaning it lasts longer than wood and results in less waste. The tops are precut for a uniform fit, efficient installation and superior air-sealing. The Windjammer comes ready to install and can be painted. It has a nail-up installation so no screws are necessary (nails are not included).

SANTOPRENE™ SKIN WITH FOAM SEALING GASKET



MODEL NUMBER	COLOR	WIDTH	DIMENSIONS	CASE QTY.	WARRANTY
DS060N-B	Brown	0.875"	84" sides, 36" top	15	Lifetime
DS060N-W	White	0.875"	84" sides, 36" top	15	Lifetime
DS060W-B	Brown	1.375"	84" sides, 36" top	12	Lifetime
DS060W-W	White	1.375"	84" sides, 36" top	12	Lifetime

SIMPLY CONSERVE®

Simply Conserve® Aluminum Weatherstripping

Our KC600 Aluminum Weatherstripping features a medium-duty extruded aluminum carrier with notched tops for accurate and trouble-free installation. The gasket tops are bevel-cut at the factory for better fit. The Thermoplastic Rubber sealing gasket has excellent compression set resistance and the ability to consistently spring back into shape, resulting in significant energy conservation. This weatherstripping will seal gaps up to 0.75".

SANTOPRENE™ SKIN WITH FOAM SEALING GASKET



MODEL NUMBER	COLOR	DIMENSIONS	CASE QTY.	WARRANTY
KC600-B	Brown	84" sides, 36" top	25	7 year
KC600W-84	White	84" sides, 36" top	25	7 year
KC600-G	Gray	80" sides, 36" top	25	7 year
KC600G-84	Gray	84" sides, 36" top	25	7 year
KC600G-96	Gray	96" sides, 36" top	25	7 year

SIMPLY CONSERVE®

Simply Conserve® Wedge-Style Aluminum Weatherstripping

Our Wedge-Style Aluminum Weatherstripping features a medium-duty extruded aluminum carrier that has notched sides for better fit and trouble-free installation. The Santoprene™ sealing gasket stays pliable in sub-zero temperature and won't crack, shrink, or become brittle or stiff. This weatherstripping works well on warped and inconsistent doors. It also features slotted screw holes for easy adjustment and includes screws.



MODEL NUMBER	COLOR	DIMENSIONS	CASE QTY.
KC500	Gray	84" sides, 36" top	12

SIMPLYCONSERVE®

Simply Conserve® Low-Temperature TPR Weatherstripping

Our Low-Temperature TPR Weatherstripping features a medium-duty extruded aluminum carrier and slotted holes for easy adjustment and trouble-free installation. Our Low-Temperature Weatherstrip’s sealing gasket is made of a pliable thermoplastic rubber (TPR), which will remain pliable in subzero temperatures. That means superior weather sealing when it’s needed most.



MODEL NUMBER	COLOR	DIMENSIONS	CASE QTY.
WS051	Gray	84” sides, 36” top	20

SIMPLYCONSERVE®

Simply Conserve® “Wright Stuff” Silicone Weatherstripping

Our “Wright Stuff” Silicone Weatherstripping features a 100% silicone rubber sealing gasket for resilience, ultra violet resistance and low temperature flexibility in extreme temperatures (operates normally up to -55°C). The weatherstripping also features slotted screw holes for easy adjustment and includes screws.



MODEL NUMBER	COLOR	DIMENSIONS	CASE QTY.
WS061	Gray	84” sides, 36” top	20

SIMPLYCONSERVE®

Simply Conserve® Kerfed Door Frame Seal Weatherstripping

Our Kerfed Door Frame Seal Weatherstripping fits easily into most door kerfs and can be removed without damaging the jamb or seal. It is composed of open-celled foam with a polyethylene liner, which provides maximum long-term performance, low compression force and resistance against compression set. That means it retains its original shape year after year.



SANTOPRENE™ SKIN WITH FOAM SEALING GASKET

MODEL NUMBER	COLOR	DIMENSIONS	CASE QTY.
QEBD650 84 B	Brown	84”	125
QEBD650 84	White	84”	125

SIMPLYCONSERVE®

Simply Conserve® Adhesive-Backed Weatherstripping

Our ProFlex V-Type Adhesive-Backed Weatherstripping can be used to seal both doors and windows. The ProFlex V-Type Adhesive-Backed Weatherstripping is available in two sizes.



MODEL NUMBER	COLOR	DIMENSIONS	CASE QTY.
WS071C	Clear	1.375” x 7”	15
WS072C	Clear	0.4375” x 7’	15



Simply Conserve® Sub-Zero EPDM Weatherstripping

Our Sub-Zero EPDM Weatherstripping (ethylene/propylene) is a closed-cell sponge rubber weatherstripping suitable for use on doors, windows and attic hatches. Sub-Zero EPDM Weatherstripping is adhesive-backed with high-tack 3M acrylic adhesive for installation that is quick, easy and accurate. Sub-Zero EPDM Weatherstripping provides a superior seal against drafts, cold, moisture and noise. This weatherstripping is resilient down to -40°F, giving it strong water, steam and weathering resistance.

MODEL NUMBER	COLOR	DIMENSIONS	CASE QTY.
EPDMW	White	0.375" x 0.25" x 300"	1

SIMPLY CONSERVE®



Simply Conserve® Closed-Cell Foam Tape Weatherstripping

Our Closed-Cell Foam Tape Weatherstripping seals out drafts, prevents heat loss and improves energy efficiency. This Closed-Cell Foam Tape Weatherstripping is made of 100% PVC sponge foam with pressure-sensitive peel-and-stick acrylic adhesive. Easy to install, this weatherstripping may be used on doors, windows, attic hatches, around air conditioners and more.

MODEL NUMBER	COLOR	DIMENSIONS	CASE QTY.
P-244	Gray	0.75" x 0.375" x 17'	24
P-243	Gray	0.375" x 0.375" x 17'	27
P-242	Gray	0.375" x 0.375" x 17'	27
P-240	Gray	0.25" x 0.125" x 17'	36
V443H	Gray	0.375" x 0.1875" x 17'	24

SIMPLY CONSERVE®



Simply Conserve® Open-Cell Foam Tape Weatherstripping

Our Open-Cell Foam Tape Weatherstripping is easy to install and helps reduce heating and cooling costs. To install just clean the surface, cut to size, peel and stick. This Open-Cell Foam Tape Weatherstripping is made of soft compression sponge foam and features an aggressive pressure-sensitive acrylic adhesive. The Open-Cell Foam Tape Weatherstripping may be used to help seal out drafts, prevent heat loss and improve energy efficiency on doors, windows, attic hatches and around air conditioners.

MODEL NUMBER	COLOR	DIMENSIONS	CASE QTY.
P-390	White	0.375" x 0.1875" x 17'	10
P-393	Dark Gray	0.50" x 12" x 17'	22



Door Bottoms & Thresholds




Simply Conserve® Single-Seal Door Sweep

Our Single-Seal Door Sweep features a medium-duty extruded aluminum carrier with a pliable single vinyl sealing fin. The vinyl back seal, not found on most other brands, eliminates the need for caulking. Slotted screw holes make for easy adjustment and simple installation. It comes individually packaged with installation instructions and screws.

MODEL NUMBER	COLOR	DIMENSIONS	CASE QTY.	WARRANTY
V110	Gray	1.75" x 36"	50	Lifetime




Simply Conserve® Triple-Seal Door Sweep

Our Triple-Seal Door Sweep features include three draft-stopping vinyl sealing fins for three times the sealing power. The medium-duty extruded aluminum carrier with five slotted screw holes provides easy adjustment and efficient installation with no caulking necessary.

MODEL NUMBER	COLOR	DIMENSIONS	CASE QTY.
TSV325L-W	White	2.125" x 36"	50
TSV325L	Gray	2.125" x 36"	50
TSV325L-B	Brown	2.125" x 36"	50
TSV325L-42	Gray	2.125" x 42"	50




Simply Conserve® Automatic Weather Seal Door Sweep

Our spring-activated Automatic Weather Seal Door Sweeps lift when the door opens to clear carpets and lower when the door is closed to seal the gap between the door and threshold. These door sweeps feature a medium-duty extruded aluminum carrier with a pliable single sealing fin and slotted screw holes to make adjustment and installation easy. These door sweeps also seal gaps up to 0.50" between the threshold and door bottom and come individually packaged with installation instructions and Phillips-head screws.

MODEL NUMBER	COLOR	DIMENSIONS	CASE QTY.
07179-I	White	2.5" x 36"	48
07153-I	Brown	2.5" x 36"	48




Simply Conserve® Self-Stick Door Sweep


Our Self-Stick Door Sweep has a strong adhesive to stay in place on the door for a long time. The 1.5" height allows seals on doors with imperfections. To install simply cut to size, peel off the red strip, and stick into place. The door sweep comes individually packaged with installation instructions.

MODEL NUMBER	COLOR	DIMENSIONS	CASE QTY.
N6000	Clear	1.5" x 36"	100

SIMPLY CONSERVE®

Simply Conserve® Door Shoes

Our Door Shoes are available in a variety of lengths and finishes. All door shoes are individually packaged and feature slotted holes for easy adjustment, as well as a pliable sealing gasket. The door shoes are made of architectural-grade, medium-duty extruded aluminum and are fire labeled. They are tested to UL 10B standards, certified for Canada. They meet the requirements of ASTM E-152, NFPA-252 and UBC-432. Screws are included.

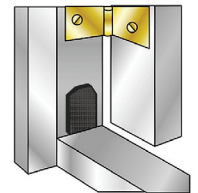


MODEL NUMBER	DESCRIPTION	DIMENSIONS	CASE QTY.
A217V36L	U-Shape Door Bottom, No Drip Cap	1.75" x 36"	50
A216V36L	U-Shape Door Bottom, With Drip Cap	1.75" x 36"	50

SIMPLY CONSERVE®

Simply Conserve® Corner Doorjamb Pads

Our Corner Doorjamb Pads feature pressure-sensitive adhesive backing. The Corner Doorjamb Pads are 1.25" wide x 2" high and are easy to install. Simply apply doorjamb pads to corner of doorjamb on the hinge side.



MODEL NUMBER	COLOR	DIMENSIONS	CASE QTY.
1557-8623-1-I-B	Black	1.25" x 2"	100



Caulk and Caulk Guns

SIMPLYCONSERVE®

Simply Conserve® Caulk Gun

Sealing and weatherizing is as simple as filling this caulk gun with the caulk of your choice and seamlessly applying in interior and exterior locations. Protect buildings from unwanted weather conditions while saving energy and money.



MODEL NUMBER	CASE QTY.
3985-CAULK GUN	12

SIMPLYCONSERVE®

Simply Conserve® Rope Caulk

Our Rope Caulk is an effective alternative to tube caulking for both doors and windows. Unlike tube caulking, there is no caulk gun needed or messy clean up. Simply separate a strand of rope caulk and press the self-stick caulk into place. This caulk helps seal out drafts in small gaps, providing an easy caulking solution that will not harden or dry out.



MODEL NUMBER	COLOR	SIZE	CASE QTY.
P14AM	Gray	30'	12

2" Mastic Brush

Our 2" Mastic Brush is manufactured with natural bristles and a wooden handle, which makes it ideal for applying mastic and adhesives to all types of substrates. It is reusable and can be cleaned repeatedly or disposed of when the job is finished. This brush is also ideal for cleaning coils and for dusting off parts, equipment and ductwork. It can be used with solvent-type parts cleaners.



MODEL NUMBER	CASE QTY.
SB-2-CS	24



Gaskets


SIMPLYCONSERVE®

Simply Conserve® Switch & Outlet Sealing Gaskets

Our Switch & Outlet Sealing Gaskets eliminate drafts, insulate and help conserve energy when used in exterior wall receptacles. The gaskets are available in three popular styles. Also available in a kit pack that contains 10 foam switch gaskets and 10 foam outlet gaskets.



MODEL NUMBER	DESCRIPTION	CASE QTY.
55010-CS	Switch	1000
55011-CS	Outlet	1000
55111-10E	Kit Pack (10 switch, 10 outlet gaskets)	100
55012-CS	Designer Gasket	1000




Window Kits

SIMPLYCONSERVE®

Simply Conserve® Heat Shrink Film Window Insulation Kit

Our easy-to-use Heat Shrink Film Window Insulation Kit contains plastic shrink film and two-way tape to insulate and weatherize average-size windows. The insulation kit seals windows airtight and eliminates condensation, cold drafts and heat loss. The tape securely holds the plastic film in place while a hair dryer shrinks plastic film to form smooth, tight, clear-as-glass coverage inside the storm window.



MODEL NUMBER	PACKAGING	DESCRIPTION	DIMENSIONS	CASE QTY.
AM-E1503SP	Single Pack	One Box Contains: 1x Clear Shrink Film 62" x 42" 1x Two-Sided Tape 0.33" x 18'	6.5" x 6.5" x 1"	64
AM-E1503DP	Deluxe Pack	1x Clear Shrink Film 62" x 210" 1x Two-Sided Tape 0.33" x 90'	7.9" x 7.95" x 1.25"	52

SIMPLYCONSERVE®

Simply Conserve® Reusable Storm Window Insulation Kit

Our Reusable Storm Window Insulation Kit contains everything needed to make windows up to 99% airtight, combating chilling drafts. Each kit contains a self-adhesive window channel frame which locks the four mill PVC clear film in place. No special tools are necessary and it installs in minutes.



MODEL NUMBER	CASE QTY.
C4-5080-1	20
JT-E1503SP	64
JT-1006SPB	12

Basement Window/Wall & Pipe Patch Insulation

Basement Window/Wall and Pipe Patch Insulation is a pliable, adhesive-backed, polyethylene insulation that can be used to insulate basement windows. This insulation seals out cold air and helps maintain the proper temperature in the basement and the floors above. Just cut to size, peel and stick to a clean and dry surface. This insulation can also be used to patch holes in walls, around foundations, under cabinets, around pipes or wherever they exist. Just cut the foam to size, peel and stick to patch holes and eliminate drafts.



MODEL NUMBER	DIMENSIONS	CASE QTY.
BWC010	30" x 100' x 0.25" on 3" cores	10



Pipe Insulation

SIMPLYCONSERVE®

Simply Conserve® Closed-Cell Polyethylene Hot Water Pipe Insulation

Our Closed-Cell Polyethylene Hot Water Pipe Insulation is used to insulate residential and commercial hot water non-steam pipes, providing improved thermal efficiency and protecting personnel from heat and burns. Insulating hot water pipes reduces heat loss and can raise water temperature 2°F – 4°F. It also prevents freezing and sweating for cold water pipes. Our pipe insulation provides excellent resistance to water and water vapor and has a temperature range of -160° to 200°. The insulation is flexible and is 100% pre-slit for easy installation.



MODEL NUMBER	R VALUE	DIMENSIONS	CASE QTY.
PI010	R3.54	0.50" Wall for 0.50" Pipe 129'/case	43
PI011	R3.15	0.50" Wall for 0.75" Pipe, 84'/case	28
PI016	R5.70	0.75" Wall for 0.75" Pipe 51'/case	17
PI018	R5.07	0.75" Wall for 0.50" Pipe, 72'/case	24

SIMPLYCONSERVE®

Simply Conserve® Pipe Insulation Closure Clips

Our Pipe Insulation Closure Clips close pipe insulation seams quickly and efficiently without the use of tape for better fitted seams, neater installation and less heat loss.



MODEL NUMBER	COLOR	CASE QTY.
CCLIPS-B-CS	Black	1000



Tank Wraps/Covers, Ducts & Filters

SIMPLYCONSERVE®

Simply Conserve® Hot Water Heater Tank Insulating Wraps

Our Hot Water Heater Tank Insulating Wraps have a white vinyl facing and are made from appliance-grade fiberglass insulation. They include specially formulated adhesive tape and easy-to-follow instructions. The wraps made for electric heaters also include an insulating top. These insulating wraps meet and exceed U.S. Department of Energy standards.



MODEL NUMBER	DIMENSIONS	CASE QTY.
TW011	3" X 48" X 87" (for electric water heaters)	4
TW008	3" X 48" X 75" (for electric water heaters)	4
TW002	2" X 48" X 87" (for electric water heaters)	4

SIMPLYCONSERVE®

Simply Conserve® Hot Water Heater Wrap Strap Kit

Our Hot Water Heater Wrap Strap Kit securely keeps the insulating wraps in place and can be used in addition to or in place of tape. Each package contains three straps and three buckles and is long enough to fit all size water heater tanks. These strap kits are reusable.



MODEL NUMBER	CASE QTY.
STRAP-BG	50

SIMPLYCONSERVE®

Simply Conserve® Filter Whistle **CUSTOMIZABLE** 

Our Filter Whistle easily attaches to a new furnace or air conditioner filter and sounds when your filter becomes 50% clogged, letting you know it is time to replace the filter. The Filter Whistle is reusable. Individually packaged with simple use instructions, this product may be custom-packaged with your logo, message or program theme. A minimum quantity purchase of 250 applies for custom packaging.



MODEL NUMBER	CASE QTY.
N9150	900

SIMPLYCONSERVE®


Simply Conserve® Chill-Stopper Air Conditioner Covers

Our Chill Stopper Air Conditioner Covers are rigid air covers that are designed to insulate through-the-wall air conditioners. The Chill Stopper Air Conditioner Covers seal out 100% of drafts, have a high R-value and also eliminate condensation. They attach easily from the inside without the need for duct tape, caulking or mess. These air conditioner covers fit most major brands of air conditioners and come with all necessary hardware. When choosing a size for your Chill Stopper Air Conditioner Cover, it is important that you add 1" to the dimensions of the air conditioner unit after measuring to give you accurate measurements. The Chill Stopper Air Conditioner Covers are made to order. Additional sizes are available.



MODEL NUMBER	DIMENSIONS	CASE QTY.
Z-VT-120907	26.75" x 16.25" x 4"	8
Z-VT-120910	26.75" x 17.25" x 6"	8

Weatherization Partner Brands



Home **Accessories**

Meet Your Customers' Residential Needs

AM Conservation offers easy-to-install, durable home safety monitoring, hardware and accessories to make a home more reliable.





Smoke and CO Detectors



Carbon Monoxide Detector Alarm

Our Carbon Monoxide Detector Alarm features advanced electrochemical CO-sensing technology, allowing it to detect carbon monoxide through its working electrode. This CO detector has a 10-year CO sensor/end-of-life signal and is powered by a 9V alkaline battery (CO250B) with an option for a 5-year lithium battery version.

MODEL NUMBER	DESCRIPTION	CASE QTY.
CO250B	9V Alkaline Battery Operated	6
CO250LB	Lithium Battery Operated	6



Basic Smoke Detector Alarm

Our Basic Smoke Alarm has ionization smoke-sensing technology, making it more responsive to flaming fires. This smoke alarm is RV-approved and is powered by a 9V alkaline battery (FG250B) with an option for a lithium battery version.


MODEL NUMBER	DESCRIPTION	CASE QTY.
FG250B	9V Alkaline Battery Operated	6
FG250LB	Lithium Battery Operated	6




Combination Smoke, Fire & Carbon Monoxide Detector Alarm

Our Combination Smoke Detector, Fire Alarm & Carbon Monoxide Detector features advanced electrochemical CO and ionization smoke-sensing technology, making it more responsive to flaming fires. This combination detector has a 10-year sensor/end-of-life signal and is powered by a 9V alkaline battery.

MODEL NUMBER	DESCRIPTION	CASE QTY.
SC02B	9V Alkaline Battery Operated	12



Tapes and Brushes



Aluminum Foil Tape

Our Aluminum Foil Tape is a special 1.5 mil (38 μ) high-strength aluminum foil tape with a higher tack, and a special cold weather acrylic adhesive system. The unique tape formulation combines extremely high stick at normal temperatures with superior performance at low temperatures and high humidity. The thinner material allows for superior conformability in vapor sealing of fiberglass duct board and FSK systems. The foil tape adheres easily to fibrous and sheet metal ducts and conforms to irregular surfaces. It can also be torn by hand and is easy to install.

MODEL NUMBER	DIMENSIONS	CASE QTY.
1521CW-CS-50YDS	2" x 150'	24
1521CW1.5-CS	3" x 150'	16
1521CW1.4-CS-RES	3" x 150'	16



Aluminum Foil-Coated Duct Tape

Our Aluminum Foil Coated Duct Tape is coated with an acrylic pressure-sensitive adhesive and applies easily to both fibrous and sheet metal ducts on flat and irregular surfaces. This tape excels in demanding temperature applications and other environments. It is UL listed and meets requirements of UL181A-P and UL181B-FX.

MODEL NUMBER	DIMENSIONS	CASE QTY.
1581A-3-CS	3" x 180'	16



Embossed Vinyl Tape

Our Embossed Vinyl Tape is a premium vinyl tape with an aggressive acrylic adhesive. It is primarily used for seaming water heater insulation and completing a water heater blanket installation. This tape can also be used for installing vinyl-faced fiberglass insulation in metal building applications. This tape is thin, strong, conformable and shrink- and plasticizer-resistant with a pressure-sensitive release liner. It applies easily and excels in demanding temperature and humidity applications, providing superior performance and durability over a wide range of conditions.

MODEL NUMBER	DIMENSIONS	CASE QTY.
460	3" x 150'	16



SIMPLY CONSERVE®

Simply Conserve® Coil Cleaning Brush

Our Coil Cleaning Brush has a unique tapered design that enables the efficient cleaning of refrigerator, air conditioner and dehumidifier coils, where dust easily collects reducing efficiency and wasting energy. This brush features a sturdy, extended reach handle.

MODEL NUMBER	CASE QTY.
971130-I	250



Locks and Hardware



Hardware Screws

Our hardware screws are available as a self-tapping screw with hex washers or wood screws.

MODEL NUMBER	COLOR	CASE QTY.
DSS003-BG	Silver (Self-Tapping)	500
DSS006-BG	Silver (Wood)	500
DSS008-BG	White (Wood)	500
DSS007-BG	Brown (Wood)	500



Tulip Entry Door Knob Lockset

Our Tulip Entry Door Knob Locksets ensure privacy and passage with 2.375" backset latch bolts. The locksets have a cylinder designed to be removable for re-keying and reversible for right/left hand opening. They feature tubular construction, a 5-pin tumbler solid brass cylinder and an oversize positive turn-button interior locking. This lockset fits wood or metal doors from 1.375" to 1.75" thick and installs easily with standard 2.125" installation holes.

MODEL NUMBER	DESCRIPTION	CASE QTY.
LCPBK3ABL	Keyed in 3 door knob entry lock and combination dead bolt combo set	12



SIMPLY CONSERVE®

Simply Conserve® Radiator Reflector

Our Radiator Reflector insulates while reducing heat loss through exterior walls. This excellent energy conservation tool reflects heat away from exterior walls and is easy to install.

MODEL NUMBER	DIMENSIONS	CASE QTY.
AMRR010	36"x 48" x 0.25"	80



Thermometers



Wall Plate Thermometer **CUSTOMIZABLE**

This Wall Plate Thermometer readily replaces existing wall plates, installs in minutes, and needs no wiring. The LCD display accurately displays temperatures to within 1°F. The switch plate thermometer is UL approved and has an easy-access battery, which is included. This wall plate thermometer may be personalized with corporate name, logo or program theme.

MODEL NUMBER

CASE QTY.

PP-12100

216



Bi-Metal Refrigerator/Freezer Thermometer

Our Bi-Metal Refrigerator/Freezer Thermometer accurately displays temperature. This thermometer includes a magnetic and adhesive backing for different mounting and placement options. Adjusting refrigerator and freezer temperatures to the recommended settings saves energy and improves refrigerator/freezer efficiency by up to 8%. The optimal refrigerator temperature range for food safety is 36°F to 40°F; the freezer should be set to zero.

MODEL NUMBER

CASE QTY.

AMC111

400



Digital Thermometer

Our Digital Thermometer has an easy-to-read digital display screen that accurately shows Fahrenheit temperatures between -58°F and 158°F. The suction cup allows you to place the thermometer anywhere. Batteries are included.

MODEL NUMBER

CASE QTY.

AMC113

150



SIMPLY CONSERVE®

Simply Conserve® Refrigerator Thermometer Card **CUSTOMIZABLE**

Our Refrigerator Thermometer Card checks the temperature setting of your refrigerator to be sure that your appliance is running efficiently. The recommended temperature settings are printed on the card. This card may be personalized with a logo. A minimum quantity purchase of 250 applies for imprinted products.

MODEL NUMBER

CASE QTY.

AMC108-G

250



SIMPLY CONSERVE®

Simply Conserve® Hot Water Temperature Gauge **CUSTOMIZABLE**

Our Hot Water Temperature Gauge illustrates the temperature of your hot water heater. If the temperature is 120° or more, then you know your hot water heater is turned up too high. This card may be personalized with a logo. A minimum quantity purchase of 250 applies for imprinted products.

MODEL NUMBER

CASE QTY.

AMC109-G

250



AM Conservation

1701 Charleston Regional Parkway
Suite A
Charleston, SC 29492 USA

Phone: 843.410.4137
Fax: 843.971.1472
Email: customercare@amconservationgroup.com



REQUEST A QUOTE
[amconservation.com](https://www.amconservation.com)