





















**Frame modifications** (optional - for changing defaults)

	RIGHT		LEFT
 Heel Cup Depth		(mm)	(mm)
 Frame Filler	<b>Myolite</b>		<b>Myolite</b>
 Filler Skive			
 1 <sup>st</sup> Ray Cut Out			
 5 <sup>th</sup> Ray Cut Out			
 Navicular B. Out		(mm)	(mm)
 5 <sup>th</sup> Button Out		(mm)	(mm)
 Fascia Groove			
 Heel Aperture			
 Wide Arch Profile			
 Medial Flange			
 Lateral Flange			
 Valgus Frame Filler	<b>Myolite</b>		<b>Myolite</b>
 Device Undercut			
 Width of Frame			

**Post modification** (optional - for changing defaults)



 Grip Heel Plate			
 Proximal Grind off			
 Heel Lift Tapered		(mm)	(mm)
 Heel Elevator		(mm)	(mm)
 Varus Motion Post			

**Pads & Cushions** (optional - for changing defaults)









 Plastazote Layer		(mm)	(mm)
 Met Punch <input checked="" type="checkbox"/> <input checked="" type="checkbox"/>			
 Medial Flap			
 Scaphoid Pad		(mm)	(mm)
 Slot Accomodation			
 Met Bar 1-5		(mm)	(mm)
 Dancer's Pad		(mm)	(mm)
 Toe Crest			
 Neuroma Pad		interspace	interspace
 Cuboid Offload		(mm)	(mm)
 Heel spur pad		(mm)	(mm)
 Carlton Saddle		(mm)	(mm)
 Valgus Onlay Pad			

**Forefoot extensions** (optional - for changing defaults)

Sulcus extension

 Sulcus Extension		<b>Myolite</b> (mm)	<b>Myolite</b> (mm)
 Foot Cookie Ext.		<b>Myolite</b> (mm)	<b>Myolite</b> (mm)

To toe extension

 Morton's Ext.			
 Rev. Morton's Ext.			
 Toe Extension		<b>Myolite</b> (mm)	<b>Myolite</b> (mm)
 Dynamic Wedge		(mm)	(mm)
 Varus Extension		(mm)	(mm)
 Valgus Extension		(mm)	(mm)
 Toe Filler			
 Detached Carbon Foot Plate to Toes			