

www.kevinrootmedical.com
hello@kevinrootmedical.com
Tel: 1 800 496 0987
Fax: 1 866 919 9268

Date MM...../DD...../YYYY.....
Rush production
3 days 4 days

Clinician

Account Name/Number
Location
PO Number
Clinician
Contact me before processing



Recommended For:

- Recreational trail runners
- Ultramarathoners
- Runners with moderate to advanced pathology

Clinical Indications:

- Symptomatic feet while running
- Biomechanical pathology

Standard specifications

Top Cover: 3mm EVA
Bottom Cover: .6mm Suede
Frame Material: Polypropylene
Frame Filler: 15 Shore A Myolite
Heel Cup: 12mm
Rearfoot Post: Intrinsic
Extension: None
Balance Forefoot to Rearfoot
Custom Congruent To Foot Model

Top cover length (optional - for changing defaults)

- Mets
- Sulcus
- Toes

Top cover material (optional - for changing defaults)

- Prolite mm
- Neoprene mm
- Protex
- Glove leather
- Suede
- Plastazote mm

Bottom cover material (optional - for changing defaults)

- Vegan Suede
- Grip
- Suede bottom wrap
- Myolite mm

Patient

First Name
Last Name
Gender: M F DOB MM...../DD...../YYYY.....
Height Weight Shoe size
Dx
Ship to Patient
Street Address
City
State Zip

Congruency (optional - for changing defaults)

- Foot captured in desired position
- OR Balance forefoot to rearfoot (Root style)
- Lower arch height (mm)
- Raise arch height (mm)
- Asymmetrical feet

Rearfoot posting (optional - for changing defaults)

- Extrinsic R L
- or Intrinsic R L
- Heel skive R L
- Heel lift (mm) R L

Forefoot posting (optional - for changing defaults)

- Extrinsic R L
- or Intrinsic R L
- or Met wedge

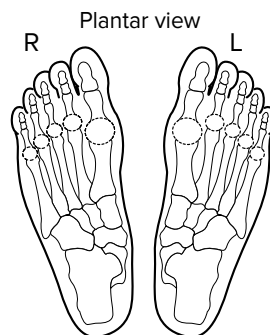
Extensions to sulcus (optional - for changing defaults) More options on 2nd page

- Morton's R L
- Reverse morton's R L

Pads (optional - for changing defaults) More options on 2nd page

- Metatarsal pad R L
- Heel pad R L
- Myolite Myolite layer R L
- Met balance pad (select all that apply) R L

Indicate as needed








Special instructions














Frame modifications (optional - for changing defaults)

	RIGHT		LEFT	
	Heel Cup Depth	(mm)		(mm)
	Frame Filler	Myolite		Myolite
	Filler Skive			
	1 st Ray Cut Out			
	5 th Ray Cut Out			
	Navicular B. Out	(mm)		(mm)
	5 th Button Out	(mm)		(mm)
	Fascia Groove			
	Heel Aperture			
	Wide Arch Profile			
	Medial Flange			
	Lateral Flange			
	Valgus Frame Filler	Myolite		Myolite
	Device Undercut			
	Width of Frame			

Post modification (optional - for changing defaults)



	Grip Heel Plate			
	Proximal Grind off			
	Heel Lift Tapered	(mm)		(mm)
	Heel Elevator	(mm)		(mm)
	Varus Motion Post			

Pads & Cushions (optional - for changing defaults)









	Plastazote Layer	(mm)		(mm)
	Met Punch <input checked="" type="checkbox"/> <input checked="" type="checkbox"/>			
	Medial Flap			
	Scaphoid Pad	(mm)		(mm)
	Slot Accomodation			
	Met Bar 1-5	(mm)		(mm)
	Dancer's Pad	(mm)		(mm)
	Toe Crest			
	Neuroma Pad	interspace		interspace
	Cuboid Offload	(mm)		(mm)
	Heel spur pad	(mm)		(mm)
	Carlton Saddle	(mm)		(mm)
	Valgus Onlay Pad			

Forefoot extensions (optional - for changing defaults)

Sulcus extension

	Sulcus Extension	Myolite (mm)		Myolite (mm)
	Foot Cookie Ext.	Myolite (mm)		Myolite (mm)

To toe extension

	Morton's Ext.			
	Rev. Morton's Ext.			
	Toe Extension	Myolite (mm)		Myolite (mm)
	Dynamic Wedge	(mm)		(mm)
	Varus Extension	(mm)		(mm)
	Valgus Extension	(mm)		(mm)
	Toe Filler			
	Detached Carbon Foot Plate to Toes			