

www.kevinrootmedical.com  
hello@kevinrootmedical.com  
Tel: 1 800 496 0987  
Fax: 1 866 919 9268

Date MM...../DD...../YYYY.....  
Rush production  
3 days      4 days

**Clinician**

Account Name/Number .....  
Location .....  
PO Number .....  
Clinician .....  
Contact me before processing



**Recommended For:**

- Intermediate to professional mountain bikers using cleats
- Mountain bikers with moderate to advanced pathology
- Performance Enhancement

**Clinical Indications:**

- Symptomatic feet while mountain biking
- Biomechanical pathology

**Standard specifications**

Top Cover: 2mm Prolite  
Bottom Cover: .6mm Suede  
Frame Material: Polypropylene  
Frame Filler: 45 Shore A EVA  
Heel Cup: 12mm  
Rearfoot Post: Intrinsic  
Extension: 3mm Myolite  
Balance Forefoot to Rearfoot  
Custom Congruent To Foot Model

**Top cover length** (optional - for changing defaults)

- Mets
- Sulcus
- Toes

**Top cover material** (optional - for changing defaults)

- Prolite mm
- Neoprene mm
- Protex
- Glove leather
- Suede
- Plastazote mm

**Bottom cover material** (optional - for changing defaults)

- Vegan Suede
- Grip
- Suede bottom wrap
- Myolite mm

**Patient**

First Name .....  
Last Name .....  
Gender: M      F      DOB MM...../DD...../YYYY.....  
Height ..... Weight ..... Shoe size .....  
Dx .....  
Ship to Patient  
Street Address .....  
City .....  
State ..... Zip .....

**Congruency** (optional - for changing defaults)

- Foot captured in desired position**  
OR  
Balance forefoot to rearfoot (Root style)
- Lower arch height (mm)
- Raise arch height (mm)
- Asymmetrical feet

**Rearfoot posting** (optional - for changing defaults)

- Extrinsic or Intrinsic      R      L
- Heel skive      R      L
- Heel lift (mm)      R      L

**Forefoot posting** (optional - for changing defaults)

- Extrinsic or Intrinsic      R      L
- or Met wedge

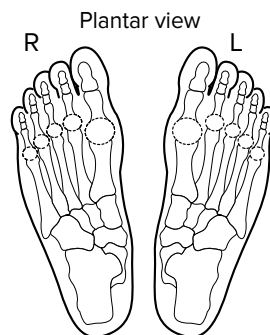
**Extensions to sulcus** (optional - for changing defaults) More options on 2<sup>nd</sup> page

- |  |                  |   |                       |
|--|------------------|---|-----------------------|
|  |                  |   | <b>THICKNESS (mm)</b> |
|  | Morton's         | R | L                     |
|  | Reverse morton's | R | L                     |

**Pads** (optional - for changing defaults) More options on 2<sup>nd</sup> page

- |  |   |   |   |
|--|---|---|---|
|  | Metatarsal pad                          | R | L |
|  | Heel pad                                | R | L |
|  | Myolite layer                           | R | L |
|  | Met balance pad (select all that apply) | R | L |

**Indicate as needed**








**Special instructions**














**Frame modifications** (optional - for changing defaults)

	RIGHT		LEFT	
	Heel Cup Depth	(mm)		(mm)
	Frame Filler	<b>Myolite</b>		<b>Myolite</b>
	Filler Skive			
	1 <sup>st</sup> Ray Cut Out			
	5 <sup>th</sup> Ray Cut Out			
	Navicular B. Out	(mm)		(mm)
	5 <sup>th</sup> Button Out	(mm)		(mm)
	Fascia Groove			
	Heel Aperture			
	Wide Arch Profile			
	Medial Flange			
	Lateral Flange			
	Valgus Frame Filler	<b>Myolite</b>		<b>Myolite</b>
	Device Undercut			
	Width of Frame			

**Post modification** (optional - for changing defaults)



	Grip Heel Plate			
	Proximal Grind off			
	Heel Lift Tapered	(mm)		(mm)
	Heel Elevator	(mm)		(mm)
	Varus Motion Post			

**Pads & Cushions** (optional - for changing defaults)









	Plastazote Layer	(mm)		(mm)
	Met Punch <input checked="" type="checkbox"/> <input checked="" type="checkbox"/>			
	Medial Flap			
	Scaphoid Pad	(mm)		(mm)
	Slot Accomodation			
	Met Bar 1-5	(mm)		(mm)
	Dancer's Pad	(mm)		(mm)
	Toe Crest			
	Neuroma Pad	interspace		interspace
	Cuboid Offload	(mm)		(mm)
	Heel spur pad	(mm)		(mm)
	Carlton Saddle	(mm)		(mm)
	Valgus Onlay Pad			

**Forefoot extensions** (optional - for changing defaults)

Sulcus extension

	Sulcus Extension	<b>Myolite</b> (mm)		<b>Myolite</b> (mm)
	Foot Cookie Ext.	<b>Myolite</b> (mm)		<b>Myolite</b> (mm)

To toe extension

	Morton's Ext.			
	Rev. Morton's Ext.			
	Toe Extension	<b>Myolite</b> (mm)		<b>Myolite</b> (mm)
	Dynamic Wedge	(mm)		(mm)
	Varus Extension	(mm)		(mm)
	Valgus Extension	(mm)		(mm)
	Toe Filler			
	Detached Carbon Foot Plate to Toes			