

# Pronation Corrections - Midfoot

Information Provided By Kevin Orthopedic Institute



## Varus Cuboid Pad

Varus cuboid pad

### FUNCTION:

- Inverts cuboid

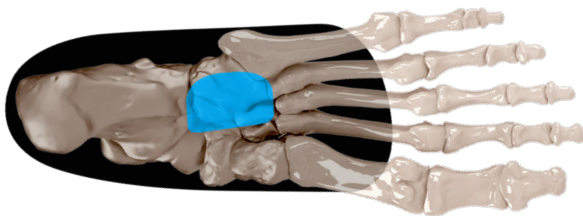
### CLINICAL INDICATIONS:

- Everted cuboid
- Cuboid syndrome
- Relieves adjacent joint pain

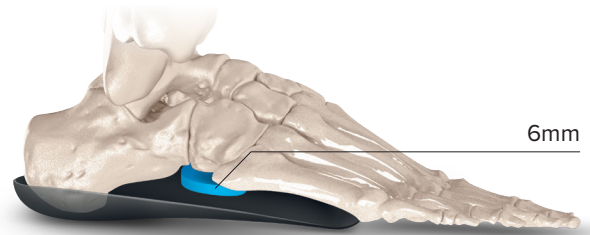
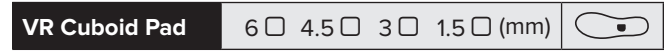
A varus cuboid pad is a wedge-shaped Myolite padding that is placed on the superior lateral surface of an orthotic's frame and sits beneath the cuboid, intermediate and lateral cuneiform, and medial 5<sup>th</sup> metatarsal base.

### CLINICAL PEARL

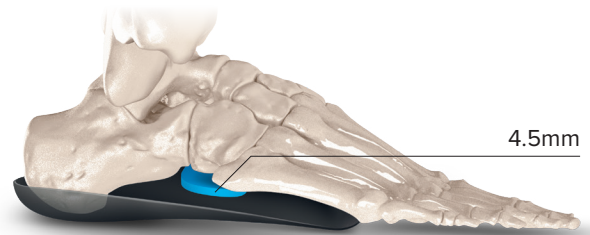
1.5 and 3mm thicknesses are the more common and tolerable options of the varus cuboid pad.



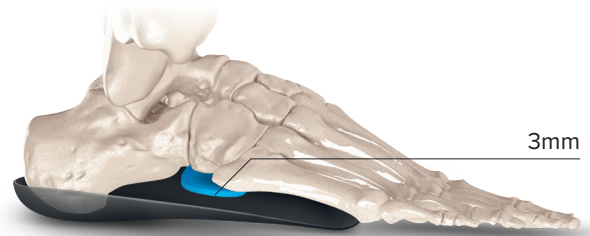
Inferior view  
(transparent)



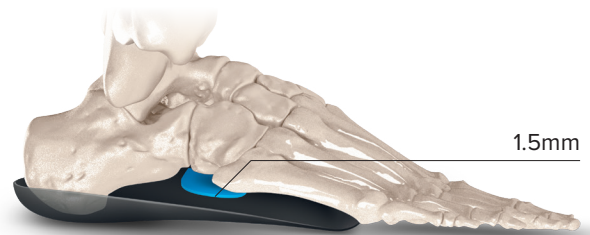
6mm



4.5mm



3mm



1.5mm

Lateral view

**Notes:** All illustrations and diagrams are of right foot  
Colors on illustrations are for visual purposes and will vary on final product