

www.kevinrootmedical.com
hello@kevinrootmedical.com
Tel: 1 800 496 0987
Fax: 1 866 919 9268

Date MM...../DD...../YYYY.....
Rush production
3 days 4 days

Clinician

Account Name/Number

Location

PO Number

Clinician

Contact me before processing



Recommended For:

- Supinators
- Uncompensated rearfoot varus coupled with rigid forefoot valgus
- Lower back pain
- Knee pain

Clinical Indications:

- Cavovarus foot type
- Plantarflexed first ray
- Rigid rearfoot

Standard specifications

Top Cover: 3mm Spenco

Bottom Cover: .6mm Suede

Frame Material: Polypropylene

Frame Filler: None

Heel Cup: 12mm

Extension: 1.5mm Myolite

Rearfoot Post: 55-65 Shore A EVA

Balance Forefoot to Rearfoot

Custom Congruent To Foot Model

Top cover length (optional - for changing defaults)

Mets
Sulcus
Toes

Top cover material (optional - for changing defaults)

Prolite mm
Neoprene mm
Protex
Glove leather
Suede
Plastazote mm

Bottom cover material (optional - for changing defaults)

Vegan Suede
Grip
Suede bottom wrap
Myolite mm

Patient

First Name

Last Name

Gender: M F DOB MM...../DD...../YYYY.....

Height Weight Shoe size

Dx

Ship to Patient

Street Address

City

State Zip

Congruency (optional - for changing defaults)



Foot captured in desired position

OR Balance forefoot to rearfoot (Root style)

Lower arch height (mm)

Raise arch height (mm)

Asymmetrical feet

Rearfoot posting (optional - for changing defaults)



Extrinsic
or Intrinsic

R R

L L



Heel skive

R

mm

L

mm



Heel lift (mm)

R

L

Forefoot posting (optional - for changing defaults)



Extrinsic

R

L



or Intrinsic

R

L



or Met wedge

Extensions to sulcus (optional - for changing defaults) More options on 2nd page

THICKNESS (mm)



Morton's

R

L



Reverse Morton's

R

L

Pads (optional - for changing defaults) More options on 2nd page



Metatarsal pad

R

L



Heel pad

R

L



Myolite layer

R

L



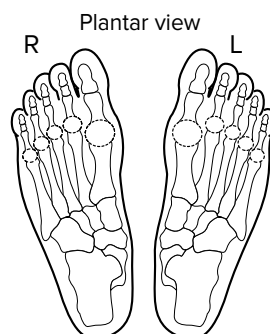
Met balance pad
(select all that apply)

R

L
















METATARSAL HEAD

Indicate as needed








Special instructions

Frame modifications (optional - for changing defaults)

	RIGHT	LEFT
 Heel Cup Depth	(mm)	(mm)
 Frame Filler	Myolite	Myolite
 Filler Skive		
 1 st Ray Cut Out		
 5 th Ray Cut Out		
 Navicular B. Out	(mm)	(mm)
 5 th Button Out	(mm)	(mm)
 Fascia Groove		
 Heel Aperture		
 Wide Arch Profile		
 Medial Flange		
 Lateral Flange		
 Valgus Frame Filler	Myolite	Myolite
 Device Undercut		
 Width of Frame		











Post modification (optional - for changing defaults)

 Grip Heel Plate		
 Proximal Grind off		
 Heel Lift Tapered	(mm)	(mm)
 Heel Elevator	(mm)	(mm)
 Varus Motion Post		

Pads & Cushions (optional - for changing defaults)

 Plastazote Layer	(mm)	(mm)
 Met Punch <input checked="" type="checkbox"/> <input checked="" type="checkbox"/>		
 Medial Flap		
 Scaphoid Pad	(mm)	(mm)
 Slot Accomodation		
 Met Bar 1-5	(mm)	(mm)
 Dancer's Pad	(mm)	(mm)
 Toe Crest		
 Neuroma Pad	interspace	interspace
 Cuboid Offload	(mm)	(mm)
 Heel spur pad	(mm)	(mm)
 Carlton Saddle	(mm)	(mm)
 Valgus Onlay Pad		

Forefoot extensions (optional - for changing defaults)

Sulcus extension		
 Sulcus Extension	Myolite (mm)	Myolite (mm)
 Foot Cookie Ext.	Myolite (mm)	Myolite (mm)
To toe extension		
 Morton's Ext.		
 Rev. Morton's Ext.		
 Toe Extension	Myolite (mm)	Myolite (mm)
 Dynamic Wedge	(mm)	(mm)
 Varus Extension	(mm)	(mm)
 Valgus Extension	(mm)	(mm)
 Toe Filler		
 Detached Carbon Foot Plate to Toes		