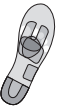


Offloading Pads & Cushions - Forefoot

Information Provided By Kevin Orthopedic Institute



Metatarsal Pad 2-4

Metatarsal pad of Myolite material supporting the 2nd, 3rd, and 4th metatarsal shafts

FUNCTIONS:

- Shift metatarsal head pressure to metatarsal shafts
- Elevates 2nd, 3rd and 4th metatarsals

CLINICAL INDICATIONS:

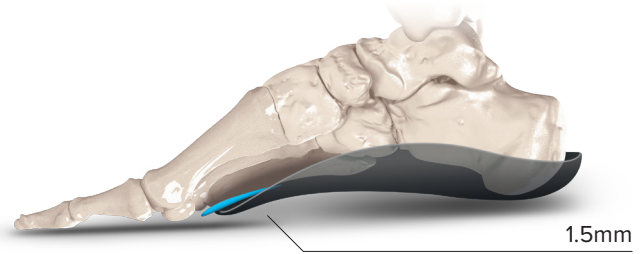
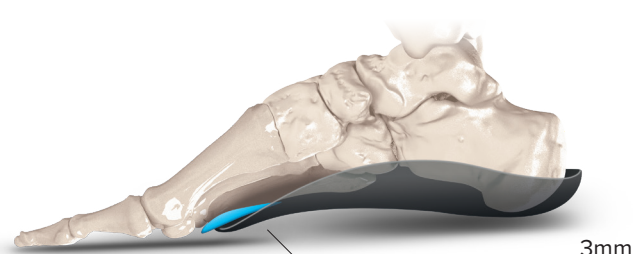
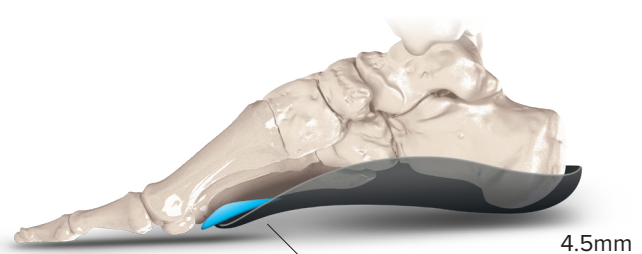
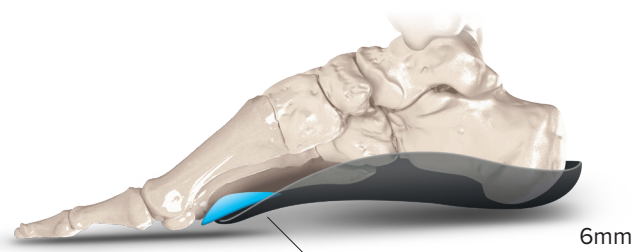
- Plantar plate pathology
- Metatarsalgia
- Forefoot callusing
- Neuroma
- Intermetatarsal phalangeal bursitis

A metatarsal pad 2-4 is a tear-shaped Myolite padding added to the superior distal surface of the frame. It begins beneath the midshaft of the 3rd metatarsal, expands medially and laterally beneath the 2nd and 4th metatarsal shaft distally and terminates just proximal to the metatarsal heads. The padding is highest in its center and tapered along its edges.

CLINICAL PEARL

This padding is not recommended if a patient has a rigid or immobile forefoot.

Met Pad 2-4 4.5 □ 3 □ 1.5 □ (mm)



Superior view

Inferior view
(transparent)

Medial view
(transparent)

Notes: All illustrations and diagrams are of right foot
Colors on illustrations are for visual purposes and will vary on final product