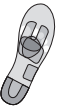


Offloading Pads & Cushions - Forefoot

Information Provided By Kevin Orthopedic Institute



Metatarsal Bar 1-5

Metatarsal bar of Myolite material dispersing pressure to metatarsal shafts 1-5

Met Bar 1-5 6 □ 4.5 □ 3 □ 1.5 □ (mm)

FUNCTIONS:

- Disperses metatarsal head pressure to metatarsal shafts
- Elevates Metatarsals

CLINICAL INDICATIONS:

- Metatarsalgia
- Plantar plate pathology
- Forefoot hyperkeratosis
- Forefoot ulcerations

A metatarsal bar 1-5 is a Myolite padding added to the superior, distal surface of the frame. It covers the distal frame medially to laterally, from the 1st metatarsal base to the distal styloid tuberosity, and extending distally to the edge of the frame. Its proximal, medial and lateral edges are blended into the frame, but the distal edge is left unskived.

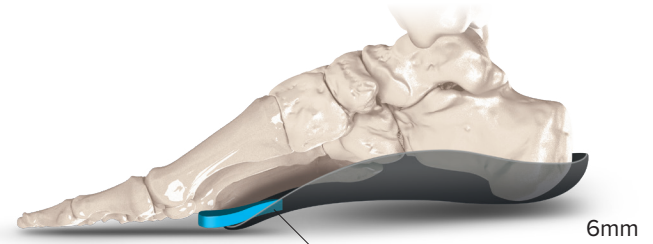
CLINICAL PEARL

This padding is not recommended if a patient has rigid or immobile forefoot.

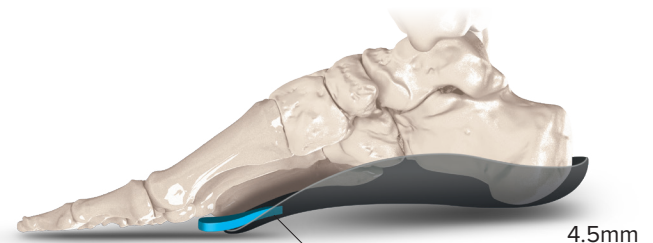


Superior view

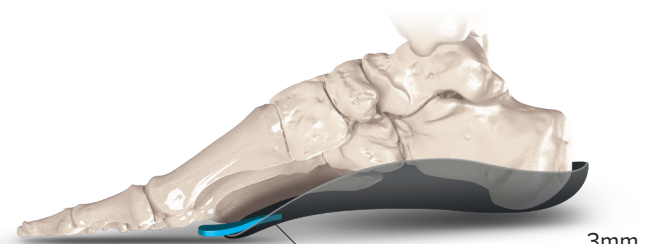
Inferior view
(transparent)



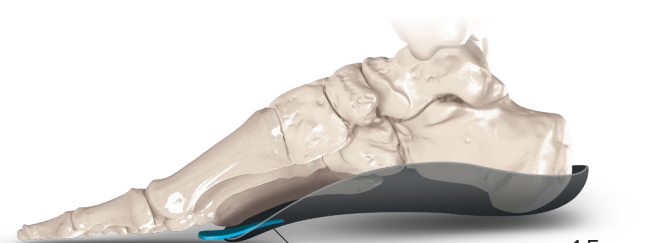
6mm



4.5mm



3mm



1.5mm

Medial view
(transparent)

Notes: All illustrations and diagrams are of right foot
Colors on illustrations are for visual purposes and will vary on final product