

Offloading Pads & Cushions - Rearfoot

Information Provided By KevinRoot Medical



Heel Spur Pad

Heel spur pad of Myolite material

FUNCTIONS:

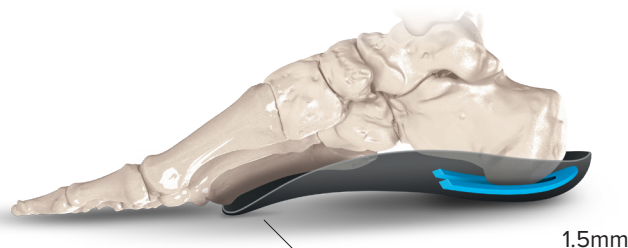
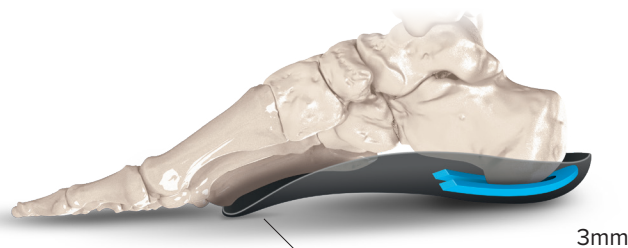
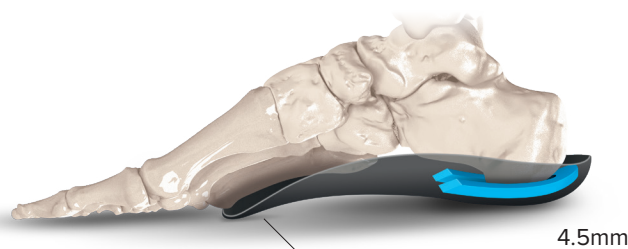
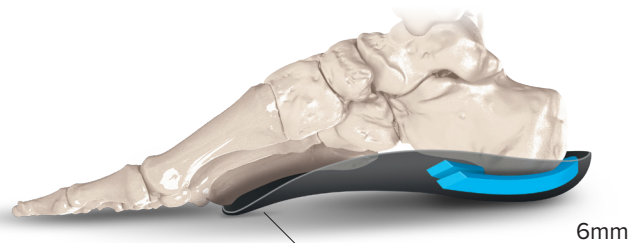
- Offloads plantar calcaneal tuberosity
- Disperses plantar calcaneal pressure
- Shock absorption
- Adds cushion to surrounding inflamed area

CLINICAL INDICATIONS:

- Heel spurs
- Plantar fasciitis

A heel spur pad is a horseshoe-shaped Myolite padding on the superior surface of an orthotic's heel cup area and terminates just distal to the calcaneal tubercles. It possesses a parabolic wedge cutout of its padding that borders the plantar calcaneal tuberosity. Its outer edges are blended into the heel cup walls, but the inside edges along the parabolic cutout remains unskived.

Heel Spur Pad 6 4.5 3 1.5 (mm)



Superior view



Inferior view
(transparent)

Medial view
(transparent)

Notes: All illustrations and diagrams are of right foot
Colors on illustrations are for visual purposes and will vary on final product