

Offloading Pads & Cushions - Forefoot

Information Provided By Kevin Orthopedic Institute



Dancer's Pad

Dancer's pad of Myolite material

Dancer's Pad 6 4.5 3 1.5 (mm)



FUNCTIONS:

- Offloads sesamoids
- Drops 1st metatarsal head
- 2nd-5th metatarsal head cushioning

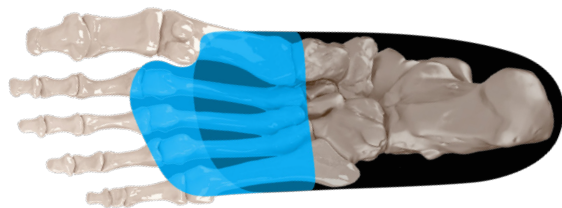
CLINICAL INDICATIONS:

- Lesion beneath 1st metatarsal head
- Sesamoiditis
- Rigid plantarflexed 1st ray
- Painful bipartite sesamoid

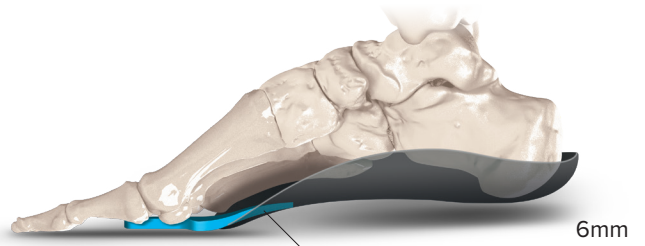
A dancer's pad is Myolite padding added to the superior midfoot and forefoot of the orthotic. It begins at the midfoot, proximal to the 1st metatarsal base and distal to the styloid process, and extends to the distal edge of the frame, where it continues beneath the 2nd, 3rd, 4th and 5th metatarsal heads, but terminates proximal to the sesamoids and 1st metatarsal head. The distal edge of the pad is left unskived.

CLINICAL PEARL

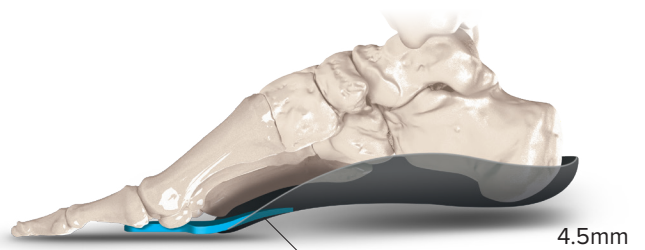
A 1st ray cut out modification is also recommended to accompany this padding if increased flexibility and less frame interference with the sesamoids is desired.



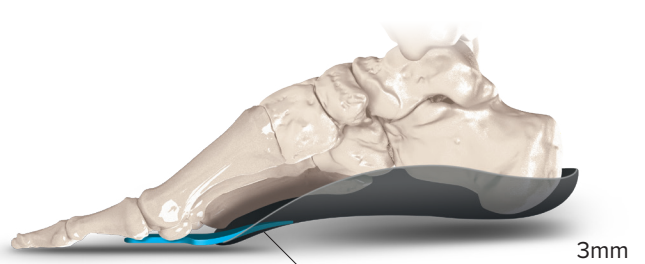
Inferior view
(transparent)



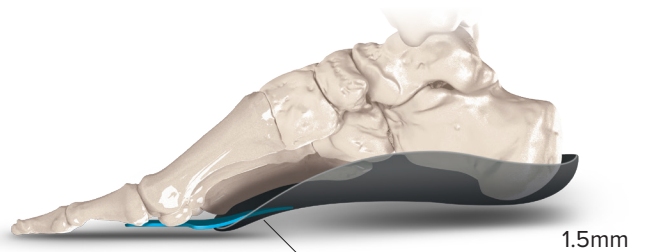
6mm



4.5mm



3mm



1.5mm

Medial view
(transparent)

Notes: All illustrations and diagrams are of right foot
Colors on illustrations are for visual purposes and will vary on final product