

# Frame Modifications - Midfoot

Information Provided By Kevin Orthopedic Institute



## Navicular Button Out

Anatomical navicular bone accommodation in frame contour

### FUNCTION:

- Accommodates navicular

### CLINICAL INDICATIONS:

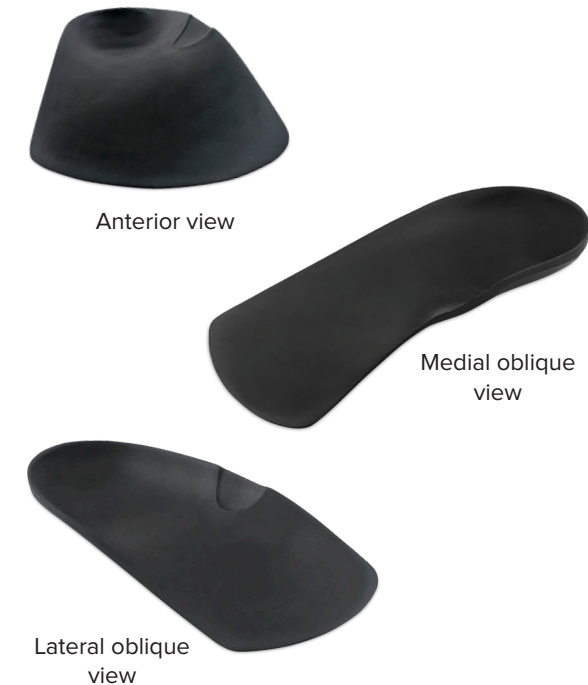
- Navicular pain
- Accessory Navicular: Type I, II & III
- Soft-tissue growth of navicular tuberosity

A navicular button out is a slight to severe depression made into the superior medial frame of an orthotic device. This depression makes an accommodation for the plantar and medial navicular area.

**Note:** Enlarged Naviculars require frame fillers to elevate the surrounding areas to balance the boney prominence and stabilize the device..

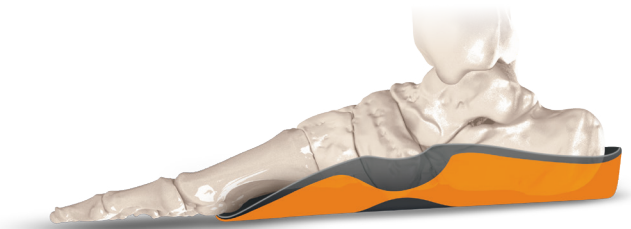
### CLINICAL PEARL

Select the depth of button out depression corresponding to the anatomy of the prominent navicular bone.



**Notes:** All illustrations and diagrams are of right foot  
Colors on illustrations are for visual purposes and will vary on final product

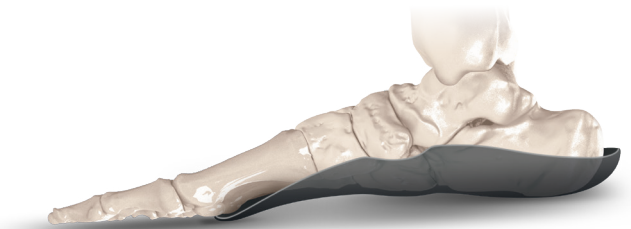
Navicular B. Out 6 4.5 3 1.5 (mm)



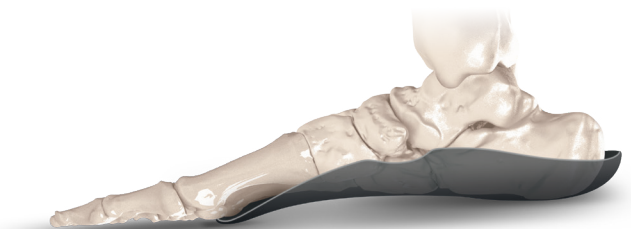
6mm



4.5mm



3mm



1.5mm

Medial view  
(transparent)