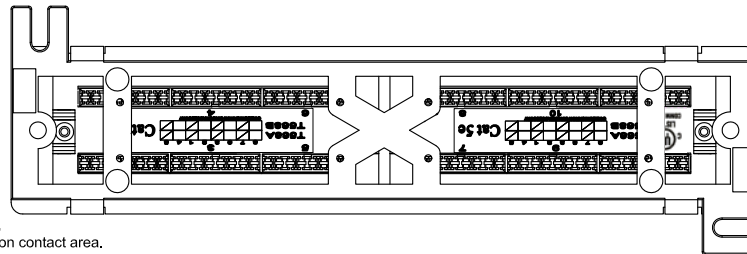
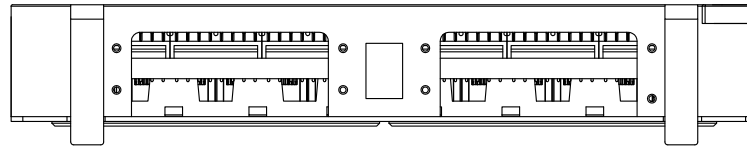
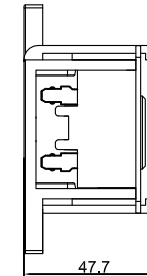
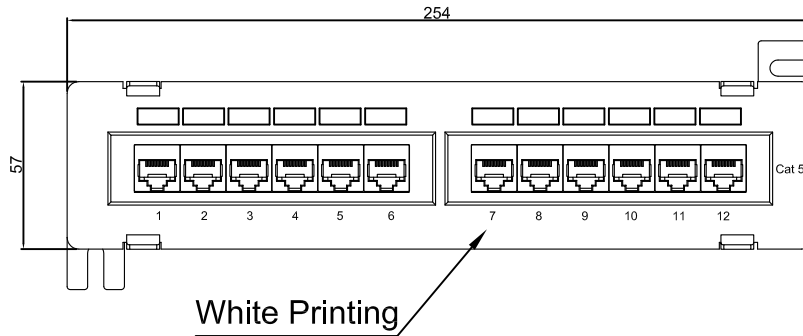


NOTE: ALL MATERIAL COMPLIANT ROHS STANDARD

REVISION INFORMATION			
Rev.	Rev. Date	Modified By	Brief Description



Physical Specification
 Panel: SPCC
 Bracket: PC UL94V-0
 Jack Housing: PBT UL94V-0
 Spring PIN: Phosphor Bronze C5210, t=0.3mm.
 Plating 120u" Matte Tin over 60u" Nickel undercoat,
 Besides Plating 50u" Gold over the plated surface on contact area.
 PIN Holder: PBT UL94V-0.
 IDC Housing: PC UL94V-0
 IDC Contact: Phosphor Bronze C5191, t=0.4mm, 200u" Matte Tin over 100u" soft Nickel undercoat
 PCB: FR-4

Insertion Life: 750 mating cycles with FCC compliant RJ-45 plug
 Contact Force: 100 grams with FCC compliant RJ-45 plug
 Plug Retention Force: 11 lbf min
 Durability: 200 termination cycles
 Contact Compatibility: Accommodates 22 to 26 AWG solid/24 AWG stranded
 SUITABLE IMPACT TOOL: 110 STYLE PUNCHDOWN TOOL
 Operating Temperature Range: -10°C to 60°C
 Storage Temperature Range: -40°C to 68°C
 Humidity: 10%~90%RH

Electrical
 Insulation Resistance: 500 MΩ.
 Dielectric Withstanding Voltage: 1000 V AC.
 DC Current Rating: 1.5 Amps .
 DC Resistance: 0.1Ω.
 Contact Resistance: 20 mΩ.

NO.	PART NAME	SPECIFICATION DESCRIPTION	QTY	UNIT
③				
②	Cable Ties	3*100MM	12	PCS
①	IDC Cap	30.5*10*9.7MM	12	PCS

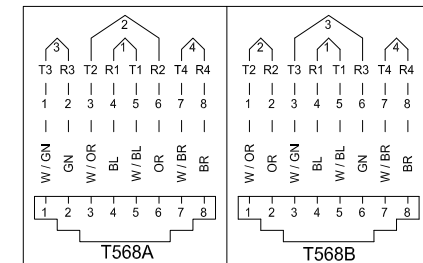
ACCORDING TO ANSI/TIA-568-C.2
 REQUIREMENTS
 C5e CHANNEL COMPLIANT

Cat 5e

56Y4
 E145249



COMMUNICATION
 CIRCUIT ACCESSORIES



EagleG.com - Quality You Can Trust...

DRAWN BY	WLL	DATE:	2017/09/30
		DESCRIPTION: Cat.5E 110 Type Patch Panel 12Port Vertical w/Bracket	
CHECKED BY		SHEET 1 of 1	ITEM NO.
APPROVED BY		SCALE 1:2	REV. 01
		UNIT: mm	