


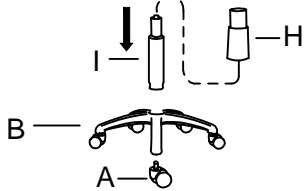
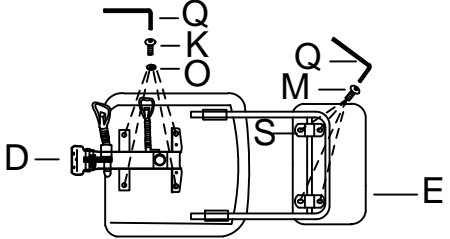



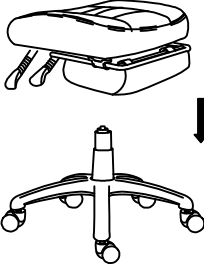
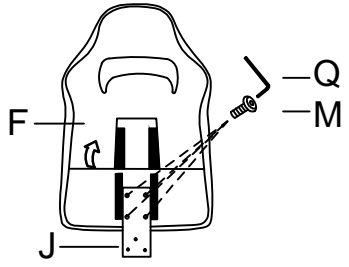



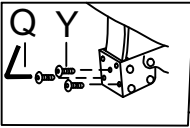
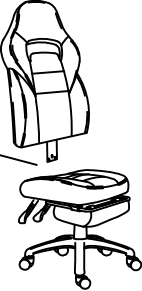
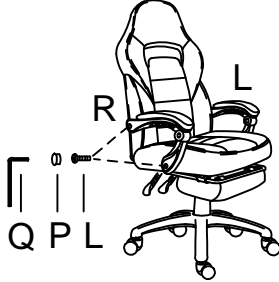
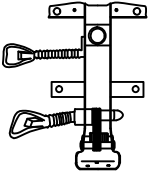


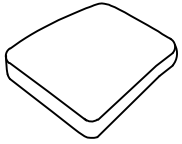
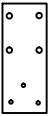




ASSEMBLY INSTRUCTIONS

<p>Ax5</p> 	<p>Fx1</p> 	<p>Kx4</p>  <p>M6x20mm</p>	<p>① attach the casters to the base install the gas lift into the center hole of the base put the plastic cover onto the gas lift</p> 		<p>② install the mechanism to the bottom of the seat install the footrest to the frame</p> 	
<p>Bx1</p> 	<p>Gx1</p> 	<p>Mx8</p>  <p>M6x25mm</p>	<p>③ install the seat to the gas lift</p> 		<p>④ attach the back bar to the back</p> 	
<p>Cx1Lx1R</p> 	<p>Hx1</p> 	<p>Sx2</p> 	<p>⑤</p>  		<p>⑥ install the armrests to the chair</p> 	
<p>Dx1</p> 	<p>Ix1</p> 	<p>Qx1</p> 	<p>Ex1</p> 	<p>Jx1</p> 	<p>Ox4</p> 	<p>Px4</p> 

P/N:Z1003007C03

