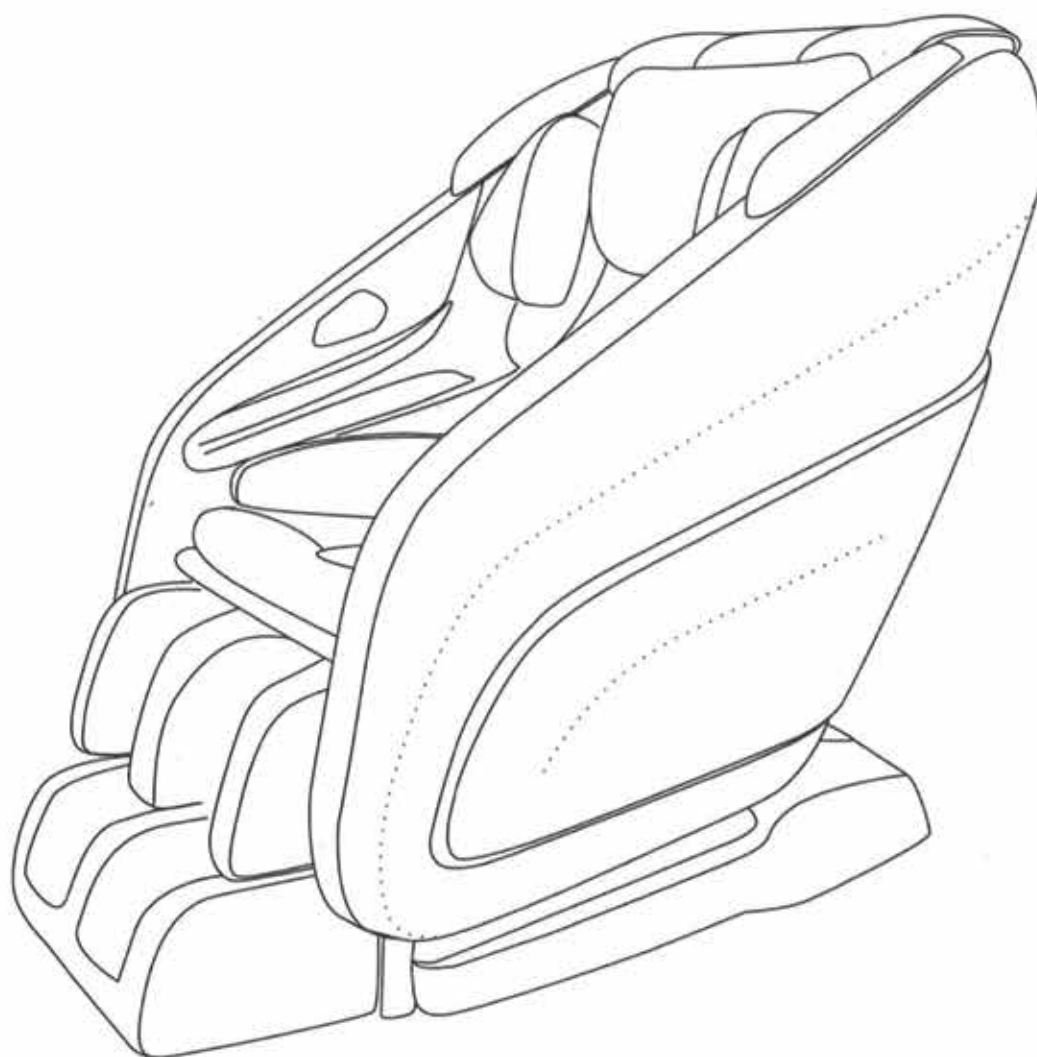




Massage chair
User operation manual

APEX






Safety cautions

- Before use, please read the ‘**safety cautions**’, and in order to operate correctly.
- This signal calls users attention, help users to use the machine correctly, and avoid users and other people getting hurt or damage.
- To distinguish damage degree, the cautions are divided into ‘warnings’ and ‘attentions’. All are relevant safety conditions, please do obey.

 warnings	The chair maybe cause minor injury if the user apply incorrect operation.
 Attentions	The chair maybe cause personal injury if the user apply incorrect operation.

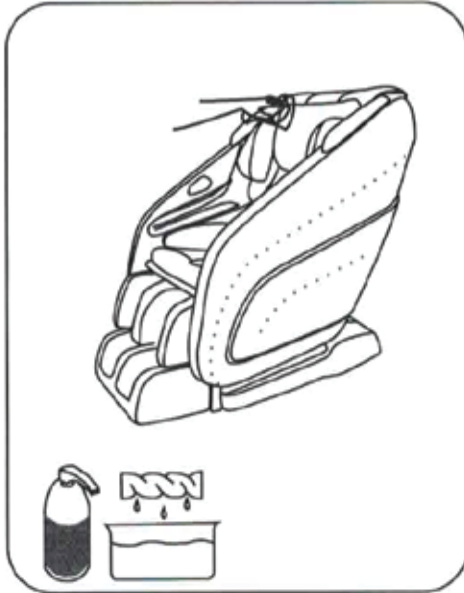
< Examples >

	△ Signal means that warning and attention. (The left signal means normal warning and attention)
	⊘ Signal means that not allowed. Picture shows that detailed indicative content (Eg: the left picture means disassembly is not allowed)
	● Signal means that must be forced or indicated. Picture shows that detailed indicative content (Eg: the left picture means taking off the plug from power supply)


After read it, please put the manual on places that could get any time and preserve it safely.

Maintenance and preservation

Maintenance



- Use a dry fabric to clean the sweat.
- When cleaning stains, please use a diluted liquid soap solution.
- Use only a damp cloth and softly clean the massage chair surface.



- When cleaning the massage chair, ensure the power is disconnected. Be careful to not allow wet hands to touch the plug.
- Don't clean the massage chair with water, we recommend a dry cloth to clean.
- Don't use a blow dryer to dry the sweat from the massage chair.
- Don't use the petrol, diluent, lotion or bleach.

Preservation



- Don't place the chair in direct sunlight for long periods, to avoid the cover go damage or change in color.
- Don't place in high temperature locations, such as heating, stove, to avoid the cover damage or change in color.

Each time before massage

Connect power

1. Before using, ensure the voltage marked on the power cord whether suit the local using condition, the power cord socket need ground wire.
2. Turn on power switch
The power switch is under the backrest.
After connecting power, the power on/off button flashing.

*Warm Tips:

We recommend to use massage chair at room temperature. If use the massage chair in cold space, please don't increase the temperature suddenly. If remove the chair from the cold condition to warm condition, please use the chair after one hour later, otherwise it will cause the malfunction.

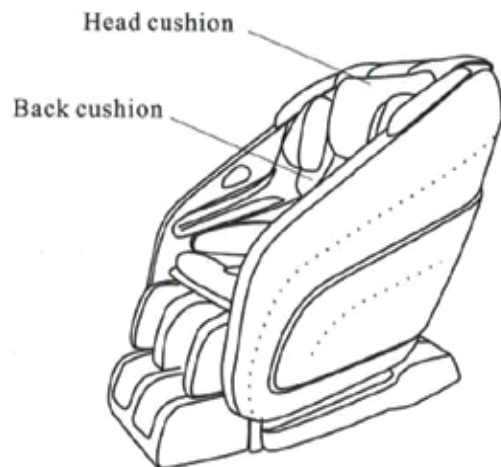
Check List

1. Check the location

- ① Check to ensure there is no persons, pets, or objects around the massage chair
< standby position >

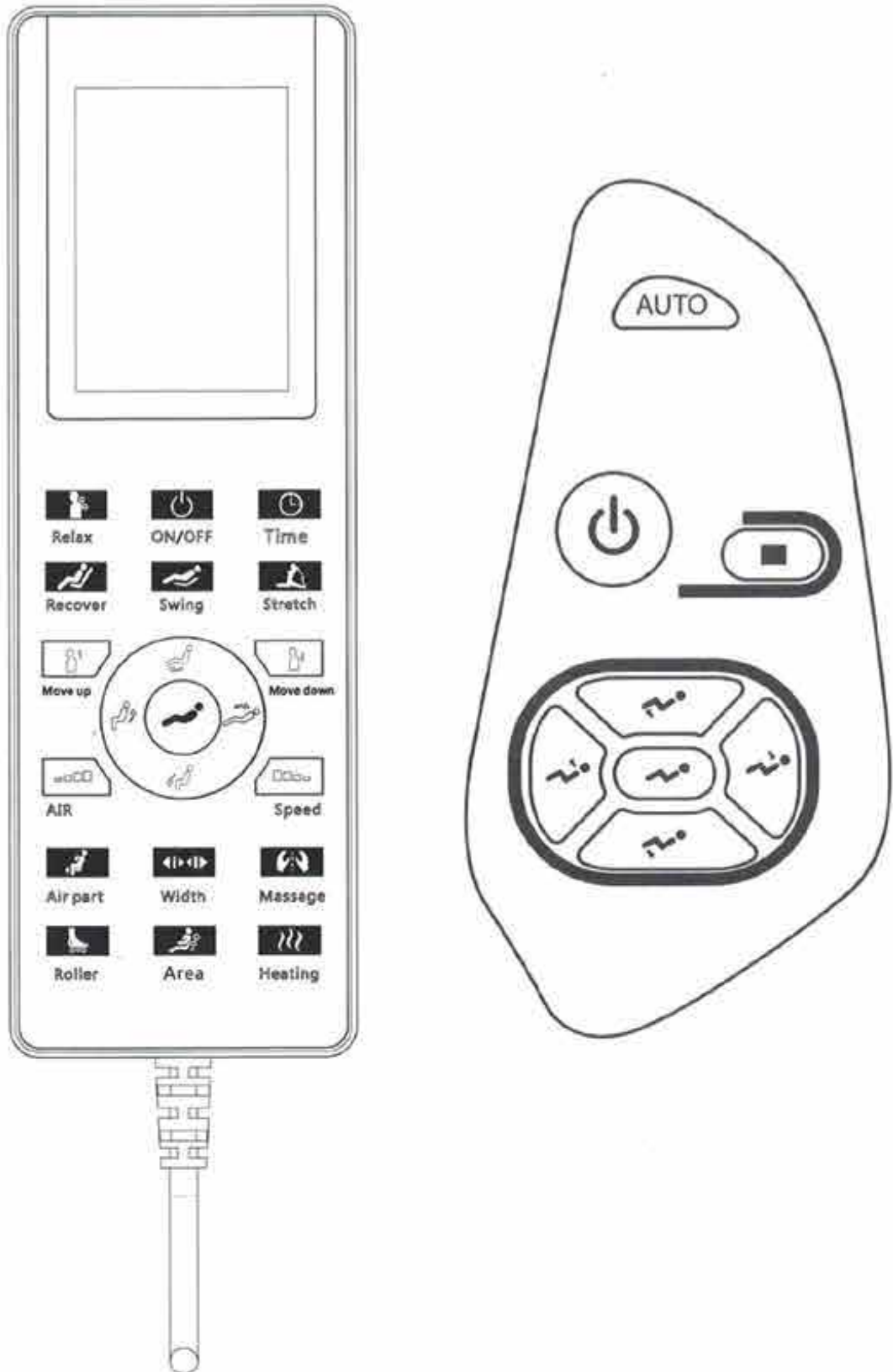
2. Check the massage chair state

- ① Before using, check the backrest cover and other area's cover if there is any damage or wearout, if (no matter how small it is), please stop use, unplug the power socket and ask for maintenance.
- ② Check the power cord, controller wire or any object is not in massage chair.
- ③ Make sure the plug is totally in socket, and don't get metal or dust on plug in case of electric shock, short circuit and fire.

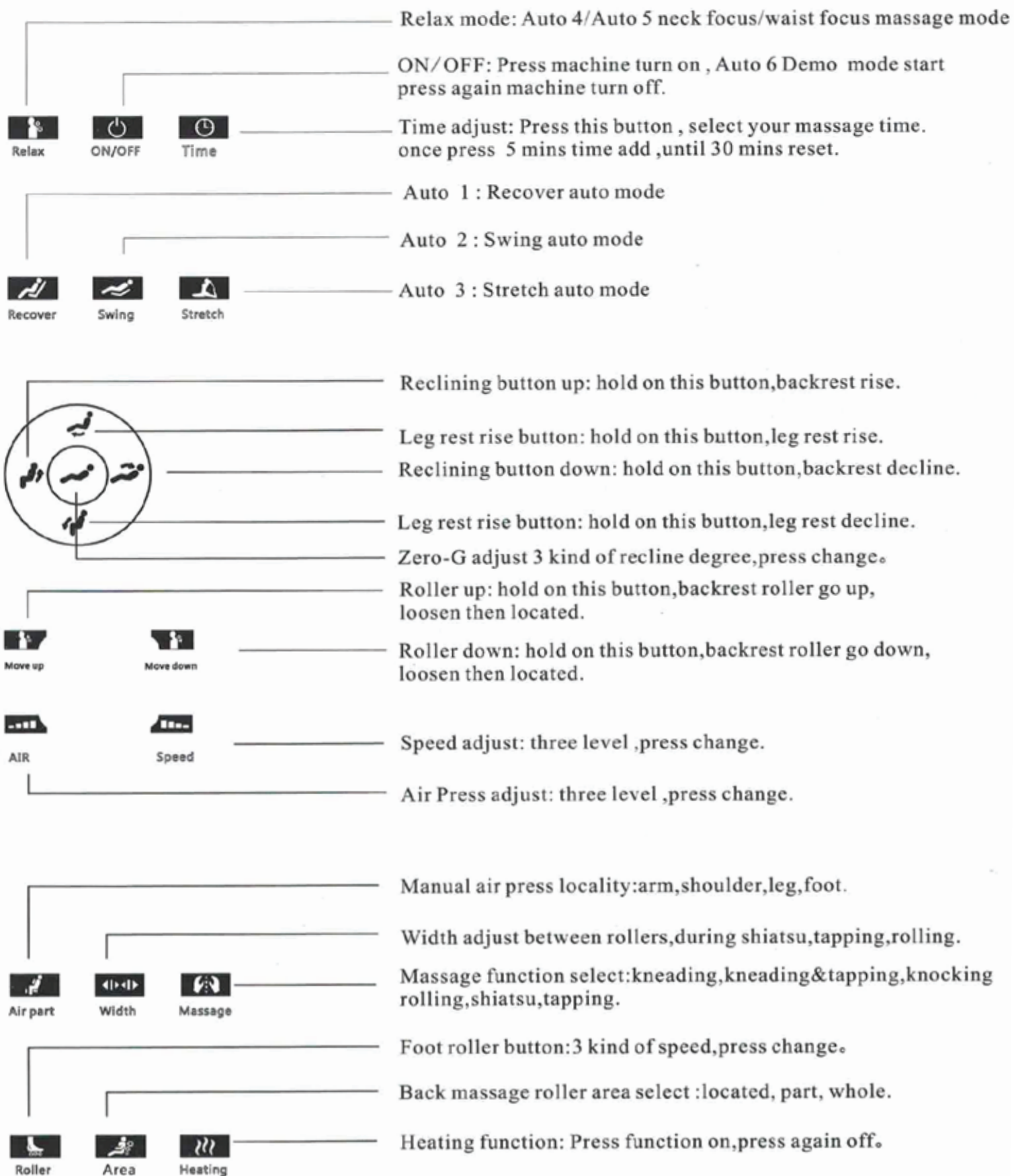


Controller instruction

Controller

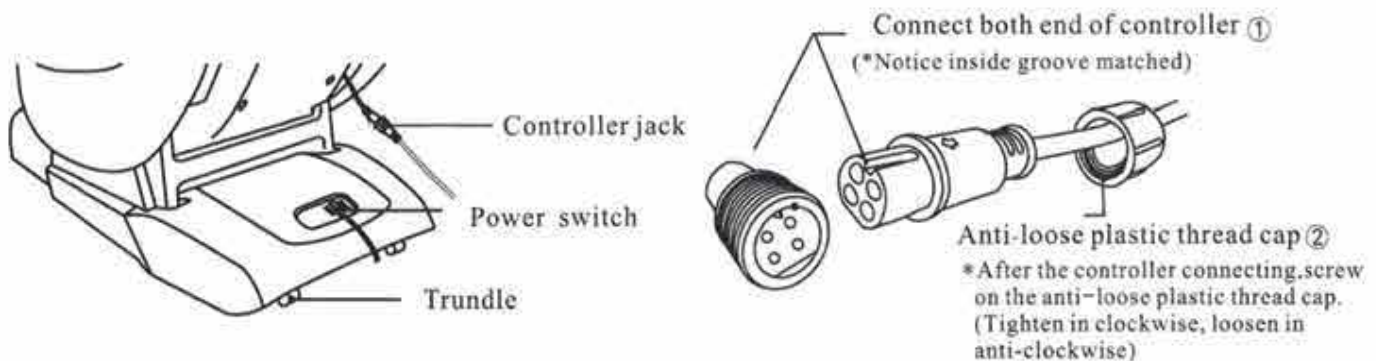


Screen display



Product installation

Controller installation method



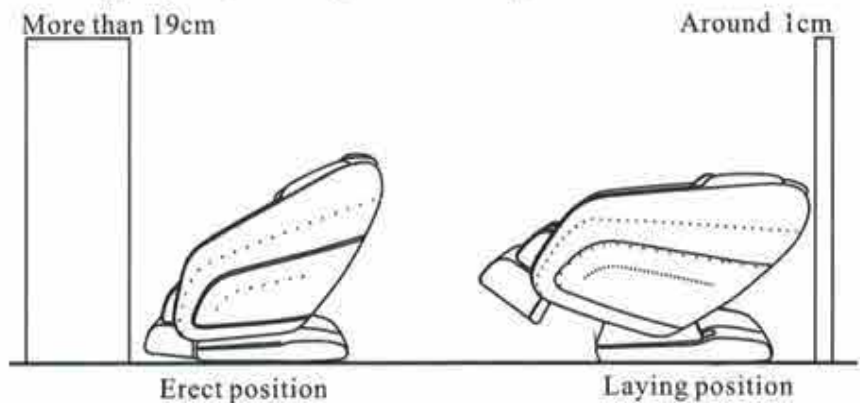
Massage chair setting method

Around the massage chair should has enough space, and lay on smooth ground

Remark: When the backrest is low and calfrest is raised, there need more than 50cm space in front and more than 10cm space behind the chair to avoid crash.

Remark: Suggest roll out a base wad under the chair to avoid damage of the ground and carpet.

Remark: To avoid leather damage or color change, please don't put the chair to the sun or in high temperature place.

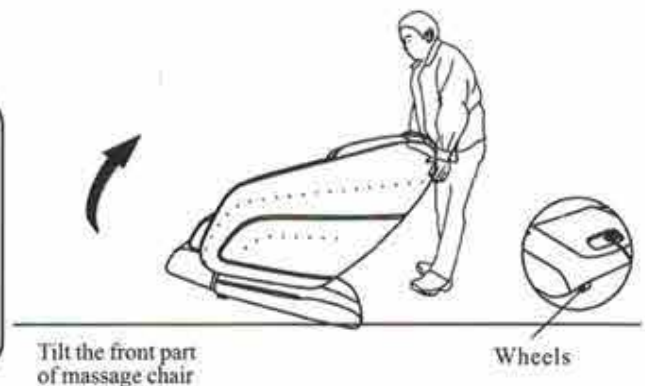


Massage chair moving method

Lift the backrest and push the whole chair by hands

Attentions

1. Don't move it with people or object on it, in case of turnover.
2. Don't move the chair or drag wheels on ground that is easy to scratch.
3. Please don't take up the seat part, leg part and shoulder part when moving the chair.
4. Please notice its weight when lifting the calfrest.



⚠ Warnings

⊘	Please don't use other voltage except rated voltage to avoid fire, electric shock and breakdown.
	Please stop use immediately if the power cord and plug is broken, or the power socket is loosen, to avoid electric shock and short circuit.
	To avoid accident and injury, people who could not express well, operate the chair is not allowed.
	Please don't allow children to use and play on chair, or sit and stand on the backrest, armrest and legrest.
	Power cord should not be broken, reprocessed, twisted, tied and pressed by heavy object (especially not be pressed by this machine). Please don't curl the cushions in storage, it may cause short circuit, fire or electric shock.
⊘	Please don't put the machine in damp environments, it may cause electric shock, fire, breakdown and promote rust.

⚠ Attentions

!	The default programe time is 15 mins, if need increase or decrease time, could operate(⊕). For one position, work time limits in 5 mins. Long time massage may cause muscle aches (Suggest limits in 30 mins per day).
	Please stop using if your body appears unusual or abnormal situation.
	Make sure the power switch and reset function is normal in case of causing accident or injury.
	Please check the massage chair function before use if it stops working in a long time.
⊘	When the main power is losing, please turn the power switch to off and unplug the power cord from the power socket to avoid possible accident occurred when the main power recover.
	If no use, unplug the power cord, put it 30cm above ground to avoid insulation aging caused by dust and mositure, which may cause electric leakage and fire.
⊘	When use the massage chair, please take off the hard thing like match, jewelry etc to avoid injury.
	When massage hip and leg, please take out hard objects from pocket to avoid accidents and injury.
	Please don't fall asleep during massage, which may cause uncomfortable of body or injury.
	Please don't use the machine around stove such with fire places, and don't smoke during usage, don't put it on electric blanket in case of causing fire.
	Please don't use the machine after meal in case of causing uncomfortable of body.
	Please don't use the machine after drink in case of causing accident or injury.
	Please don't sit on the chair more than one people at the same time in case of causing accident or injury.
	Please don't use the chair without any clothes, it may cause ache by massaging skin in a strong strength.
Don't sit down or stand up when the chair legrest is lifting, and don't stamp the foot part when the footrest is not totally erect in case of causing accident or injury.	

Trouble shoot

In order to prevent the accident, during abnormal conditions, please discontinue use of the chair and disconnect the power. If the following methods are not effective, please contact the sales service center.

Possible causes of an abnormal condition	Correct operation
During function, the chair has excessive noise.	The noise is normally caused by the design of the mechanism, not exacerbate the function.
When connect the power, can't operate massage chair.	1. Check the power plug to ensure it is well connected and connected to the electrical outlet. 2. Check power switch on massage chair whether it is on 'I' position, and indicator light on.
During use, the controller can be operated, and the massage chair stops functioning.	Long duration operations, the massage chair temperature is over heat. If overheated, the massage chair will enter a protection status automatically. Please turn power off and wait 30 to 50 minutes in order to let the heat dissipate.
During use, controller can't be operated, and the massage chair stops functioning.	After automatic time out period started, repress the auto keystroke and the massage chair will begin functioning again.

Specification

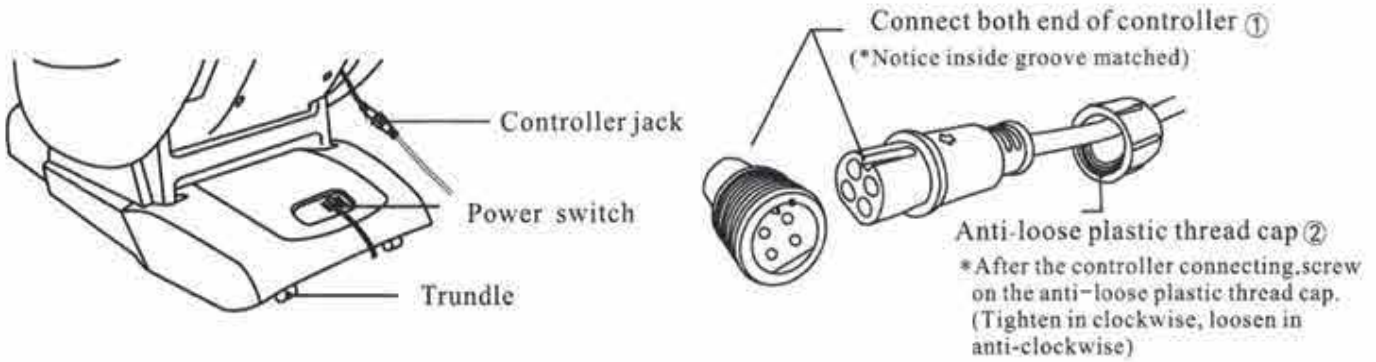
Product Name	Apex Massage chair
Model	Apex-Pomp
G.W.	123kgs
Rated Power	180W
Rated Voltage	110V

APEX

AP-POMP

Product installation

Controller installation method



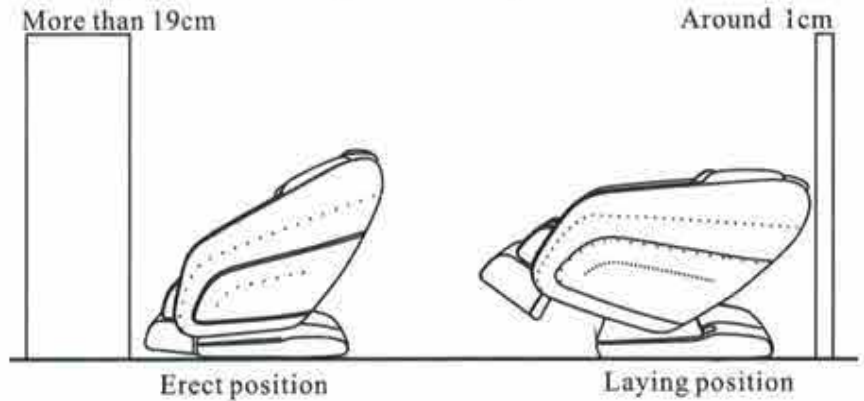
Massage chair setting method

Around the massage chair should has enough space, and lay on smooth ground

Remark: When the backrest is low and calfrest is raised, there need more than 50cm space in front and more than 10cm space behind the chair to avoid crash.

Remark: Suggest roll out a base wad under the chair to avoid damage of the ground and carpet.

Remark: To avoid leather damage or color change, please don't put the chair to the sun or in high temperature place.



Massage chair moving method

Lift the backrest and push the whole chair by hands

Attentions

1. Don't move it with people or object on it, in case of turnover.
2. Don't move the chair or drag wheels on ground that is easy to scratch.
3. Please don't take up the seat part, leg part and shoulder part when moving the chair.
4. Please notice its weight when lifting the calfrest.

