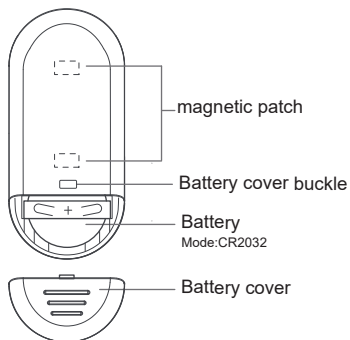
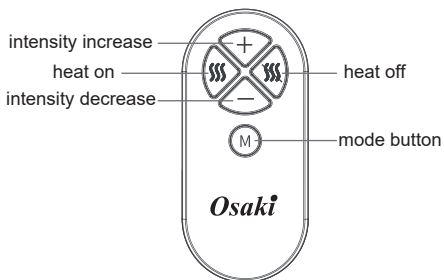
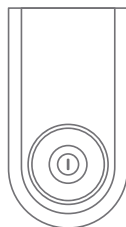
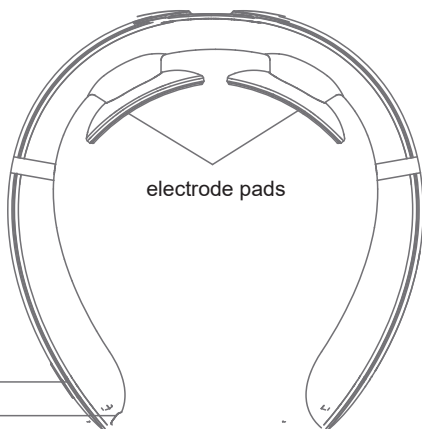


Osaki

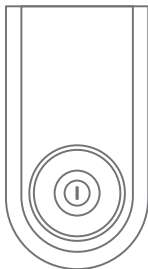
NECK TENS MASSAGER



INSIDE THE PACKAGE



OPERATION



Power Button

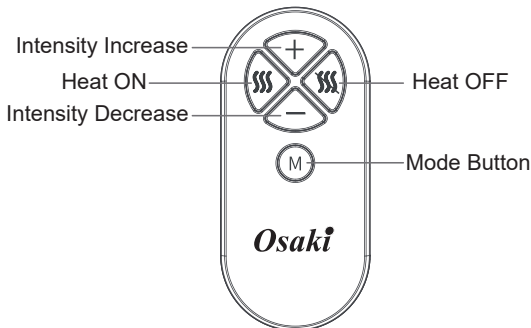
Power button in the main unit

Hold down the power button for about 2 seconds until you hear a beep which indicates that the massager has powered ON.

The heating pads will instantly start to warm up. There 15 levels of intensity. Increase the intensity by pressing the button.

To turn off the unit press and hold down the button for about 2 seconds until you hear 2 beeps.

BUTTONS IN THE REMOTE CONTROL



Massage Modes

There are 4 different massage modes on this unit.

To change the mode simply press the mode button till reach your desired massage mode/style.

+ Button

The + button when pressed will increase the intensity of the massage.

There are a total of 15 levels of intensity. The product will beep twice to indicate it has reached level 15.

- Button

The - button decreases the massage intensity.

The product will beep twice to indicate that it has reached the lowest setting of level 1.

Heat on button

Press to turn on the heat function and it will beep once.

The heat function is default to start when the product is turned on.

The temperature of the heat is approximately 42°C.

Heat off button

Press to turn off the heat function and it will beep twice to indicate it is off.

Indicator light

The blue light will stay lit when the product is turn on.

The blue light will flash slowly when the product needs charging. Use Micro-USB cable to connect the product with adaptor(5V 1A) for charging.

The red light will flash slowly when the product is charging.

The red light will stop flashing and stay lit when the product is charged.

It needs about 3 hours for full charging.

Remark: *The product couldn't work while charging.*

Timer

The product will turn off automatically after 15minutes of use.

*If the product is on but not making any contact with the body or solid object

it will automatically turn off after 2 minutes.

DISCLAIMER



Safety advice

Read all safety advices and instructions.

Non-observance of safety advices and instructions may cause electric shock, fire and / or bad injuries.

***KEEP ALL SAFETY NOTICES AND INSTRUCTIONS
FOR FUTURE REFERENCE!***

DISCLAIMER



WARNING!

DANGER TO LIFE AND RISK OF ACCIDENT FOR INFANTS AND CHILDREN!

Never leave children unsupervised with the packaging materials. The packaging material poses a suffocation hazard. Children frequently underestimate the dangers. Please always keep the product out of the reach of children.



CAUTION!

This product is not a toy for children! Children are not aware of the dangers associated with handling electrical products.

This product can be used by children aged from 18 years and above and persons with reduced physical, sensory or mental capabilities or lack of experience and knowledge if they have been given supervision or instruction concerning use of the product in a safe way and understand the hazards involved. Children should not clean or perform user maintenance unsupervised.



CAUTION

The product has a heated surface. People who are insensitive to heat must be careful when using it.



WARNING!

Avoid the hazard of life by electric shock:

- Do not insert needles or pointed objects into the product.
- Never immerse the product into water or any liquid.
- Never touch the product, or the mains power adaptor with wet hands or use it in very humid environments.
- Only use the provided mains power adaptor as described in Technical Data section.
- Make sure that the details on the rating label are in conformity with your mains voltage.
- In the event of malfunctions, remove the mains power adaptor from the mains socket.
- Do not open the product or attempt to repair it yourself.

DISCLAIMER

Defective products should only be repaired by qualified personal.

- Always remove the mains power adaptor from the mains socket after each use and before clean the product.
- Keep the power cord away from hot surfaces, sharp edges and mechanical forces.
- Never let the power cord becomes a trip hazard, that no one can get tangled in it or tread on it.
- Allow the product to cool down before moving it to a different location.



WARNING! HAZARD OF FIRE!

- Do not operate the product close to or below curtains, wall cupboards or other inflammable materials.
- Do not use the product on swollen, burnt, inflamed, diseased or injured regions of the skin/body. If in doubt, obtain medical advice before using the product.
- Never use the product if you have injuries or pain in the neck.

Storage

- Let the product completely cool down before storage.
- Do not place other objects on top of the product.
- If the product is not used for a certain period of time, store the product in a clean and dry location.

Disposal

The packaging is made entirely of recyclable materials, which you may dispose of at local recycling facilities.



Observe the marking of the packaging materials for waste separation, which are marked with abbreviations (a) and letter (b) with following meaning: 1-7: plastics / 20-22: paper and fibreboard / 80-98: composite materials.



The product and packaging materials are recyclable, dispose them separately for better waste treatment. The Triman logo is valid in France only.



Contact your local refuse disposal authority for more details of how to dispose of your worn-out product.

To help protect the environment, please dispose of the product properly when it has reached the end of its useful life and not in the household waste. Information on collection points and their opening hours can be obtained from your local authority.

Warranty

The product has been manufactured to strict quality guidelines and meticulously examined before delivery.