




















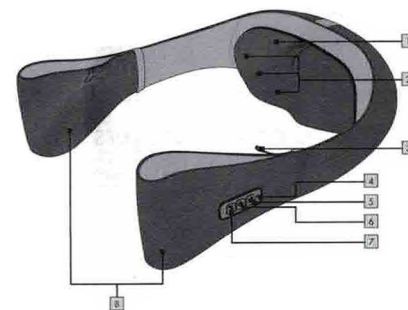
Osaki

OS-AA14
Neck Massager



List of pictograms used			
	Observe caution and safety notes!		Danger - Risk of electric shock!
	Only use in dry indoor rooms.		Fire hazard!
	Voltage (alternating current)	Hz	Hertz (mains frequency)
	Direct current		Do not use bleach
	The cover is machine-washable. Set the washing machine to a delicate wash cycle at 30 °C		Do not dry in a tumbler dryer
	WARNING: Do not use this product near water.		Do not iron
	Short-circuit proof safety transformer		Do not dry clean
	Polarity		Safety class II
	SMPS (Switch mode power supply unit) (switching power supply)		Power
	Massage function		Light and heat function
IP20	Protection against contact with the fingers		

Shiatsu Neck massager



● Introduction

We congratulate you on the purchase of your new product. You have chosen a high quality product. The instructions for use are part of the product. They contain important information concerning safety, use and disposal. Before using the product, please familiarise yourself with all of the safety information and instructions for use. Only use the product as described and for the specified applications. If you pass the product on to anyone else, please ensure that you also pass on all the documentation with it.

● Intended use

The product is only designed for massaging the neck of people with warming function and shiatsu style (shi = finger, astu = pressure in Japanese). The product is only for indoor household use. It is not intended for medical or commercial purposes and is not a substitute for medical treatment. Any other form of use is not permitted and may result in injury or damage of the product. The manufacturer accepts no liability for any damage caused by improper use.

● Description of parts

- 1 Removable cover
- 2 Massage heads
- 3 Socket
- 4 Heat function indicator
- 5 Light and heat function button
- 6 Power button
- 7 Massage button
- 8 Hand loops

● Technical data

Mains power adaptor

Input voltage:	100–240V~, 50/60Hz
Rated current:	0.5A
Output voltage:	12V==
Output current:	1.0A
Protection class:	II/□

Shiatsu Neck Massager

Input voltage:	12V==
Rated power:	12W
Polarity:	⊖ ⊕
Duration of use:	max. 15 min (automatic shut-off)

● Scope of delivery

Immediately after unpacking, please check the package contents for completeness and if the product and all parts are in good condition. Remove all packaging materials before use.

- 1 Shiatsu Neck Massager
- 1 Mains power adaptor
- 1 Instruction Manual



Safety advice

Read all safety advices and instructions. Non-observance of the safety advices and instructions may cause electric shock, fire and/or bad injuries.


KEEP ALL SAFETY NOTICES AND INSTRUCTIONS FOR FUTURE REFERENCE!

-  **WARNING!**
DANGER TO LIFE AND RISK OF ACCIDENT FOR INFANTS AND CHILDREN! Never leave children unsupervised with the packaging materials. The packaging material poses a suffocation hazard. Children frequently underestimate the dangers. Please always keep the product out of the reach of children.
- ▲ **CAUTION!** This product is not a toy for children! Children are not aware of the dangers associated with handling electrical products.
- This product can be used by children aged from 8 years and above and persons with reduced physical, sensory or mental

capabilities or lack of experience and knowledge if they have been given supervision or instruction concerning use of the product in a safe way and understand the hazards involved. Children should not clean or perform user maintenance unsupervised.

- ▲ **CAUTION!** The product has a heated surface. Persons insensitive to heat must be careful when using it.
- ▲ **WARNING!** Avoid the hazard of life by electric shock:
 - Do not insert needles or pointed objects into the product.
 - Never immerse the product into water or any liquid.
 - Never touch the product, or the mains power adaptor with wet hands or use it in very humid environments.
 - Only use the provided mains power adaptor as described in Technical Data section.
 - Make sure that the details on the rating label are in conformity with your mains voltage.
 - In the event of malfunctions, remove the mains power adaptor from the mains socket.
 - Do not open the product or attempt to repair it yourself.

Defective products should only be repaired by qualified personal.

- Always remove the mains power adaptor from the mains socket after each use and before clean the product.
- Keep the power cord away from hot surfaces, sharp edges and mechanical forces.
- Never let the power cord become a trip hazard, that no one can get tangled in it or tread on it.
- Allow the product to cool down before moving it to a different location.
-  **WARNING! HAZARD OF FIRE!** Do not operate the product close to or below curtains, wall cupboards or other inflammable materials.
- Do not use the product on swollen, burnt, inflamed, diseased or injured regions of the skin and body areas. If in doubt, obtain medical advice before using the product.
- Never use the product if you have injuries or pain in the neck.

● Before use

Note: Remove all packaging material from the product.

- Connect the connection plug at the wire of the mains power adaptor to the socket **3** at the inner side of the hand loops **8**.
- Place the massager around your neck and aligns the massage heads **2** on the side of your neck, use the hand loops **8** to adjust it. The control buttons must be on the left.
- Plug the mains power adaptor to the mains power socket.
- Ensure the massager heads **2** aligned to your neck.

● Operation

- To switch on the massager, press the power button **6** to start rotation of massage heads **2** in low speed.
- To change the rotation speed of the massage heads **2**, use the massage button **7** to toggle between low speed rotation/high speed rotation/pause. To stop the massage function, press the power button **6**.

Note: Never use the product for more than 15 minutes. A longer massage may lead to tension caused by overstimulation of the muscles.

Note: If you found yourself painful or uncomfortable, stop the massage immediately.

● Warming function

- To complement the massage with the warming function, press the light and heat functions button **5** to turn on the heat function. The red heat function indicator **4** and the red light of the massage heads **2** switch on.

● Switch off the product

- To switch off the product, press the power button **6**, the heat function indicator **4** and

the light of the massage heads **2** will go off, the massage heads **2** stop rotating. The product switches off automatically after 15 minutes.


- To turn off completely, disconnect the mains power adaptor from the power supply.

● Cleaning and care





■ **WARNING! DANGER TO LIFE BY ELECTRIC SHOCK!**

Disconnect the mains power adaptor from the mains socket and unplug connection plug from the socket **3** before cleaning.

- **WARNING!** Never immerse the product, or mains power adaptor into water.
- Ensure the product is completely dry before connecting the mains power adaptor.
- Do not use abrasive, aggressive or chemical cleaning agents to clean the product. It could damage the product.
- Never allow any liquid to enter the product.
- Use a damp lint-free cloth to clean the product. Use a little mild detergent on the cloth if necessary.

-  To clean the removable cover **1**, open the zip on the removable cover **1** completely. Clean the removable cover **1** in accordance with the cleaning symbols on the label. It is machine-washable. Set the washing machine to a delicate wash cycle at 30 °C.

Note: Failure to observe the following warnings may damage the product.

-  Do not bleach. Do not use any cleaning agents containing bleach (such as heavy duty detergents).
-  Do not tumble dry.
-  Do not iron.
-  Do not dry clean.

● Storage

- Let the product completely cool down before storage.
- Do not place other objects on top of the product.
- If the product is not used for a certain period of time, store the product in a clean and dry location.

● Disposal

The packaging is made entirely of recyclable materials, which you may dispose of at local recycling facilities.



Observe the marking of the packaging materials for waste separation, which are marked with abbreviations (a) and numbers (b) with following meaning: 1-7: plastics / 20-22: paper and fibre-board / 80-98: composite materials.



The product and packaging materials are recyclable, dispose of it separately for better waste treatment. The Triman logo is valid in France only.



Contact your local refuse disposal authority for more details of how to dispose of your worn-out product.



To help protect the environment, please dispose of the product properly when it has reached the end of its useful life and not in the household waste. Information on collection points and their opening hours can be obtained from your local authority.

● Warranty

The product has been manufactured to strict quality guidelines and meticulously examined before delivery.