

**AmaMedic**  
**AM-2108**  
**NECK MASSAGE PILLOW**



**USER'S GUIDE**

Thank you for choosing this product.

Please read this manual carefully before using it. Please keep it in good condition for future inquiries.

## Product efficiency

Relieving muscle fatigue and soreness  
Release tension  
Promoting physical and mental relaxation

Stimulate the circulation of blood  
Reduce fatigue and burnout  
Improvement of sub-health status of cervical spine

## Parameter description

Product Name: Cervical Massage Machine  
Rated power: 7W  
Rated time: 15 minutes

Product type:  
Charging Voltage: 5.0V  
Net weight of product: 600g

## Usage method

1. Press the "⏻" button of the power supply for 2 seconds, and the massager starts and enters the working state.
2. The state after starting is kneading + heating function. Press "🔥" key to control heating function.
3. Under the working condition, press the "|||" key, adjust the kneading strength, total three levels .
4. Shut down after 2 seconds long press "⏻" key
5. The massager is powered by lithium batteries. If the power is about to be used up or used up, please charge the massager in time and use it again.
6. When charging, please use this product's matching charging line to check whether the power supply is connected properly and plug in DC interface to charge.
7. Voltage may be unstable when charging. It is forbidden to use this product during charging.
8. The charging process takes about 2 hours. Please unplug the power supply when it is full.
9. This product, including accessories, is limited to the use of this machine. Other market accessories can not replace the use of this product accessories.

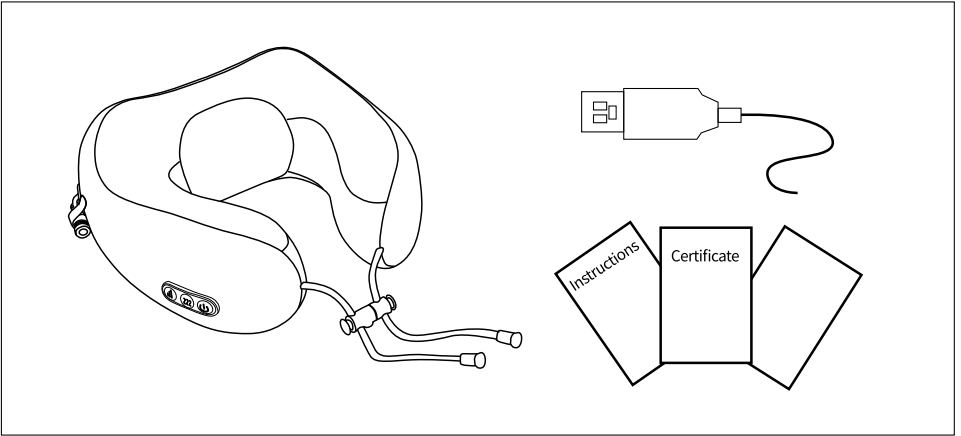
## Common problems and Solutions

Srl.	phenomenon	Possible reasons	processing method
1	Massage can't start	Power consumption during standby	It can be used normally after charging.
2	Massage stops working	The rated time has been completed. Or battery power is used up	Return on the power switch

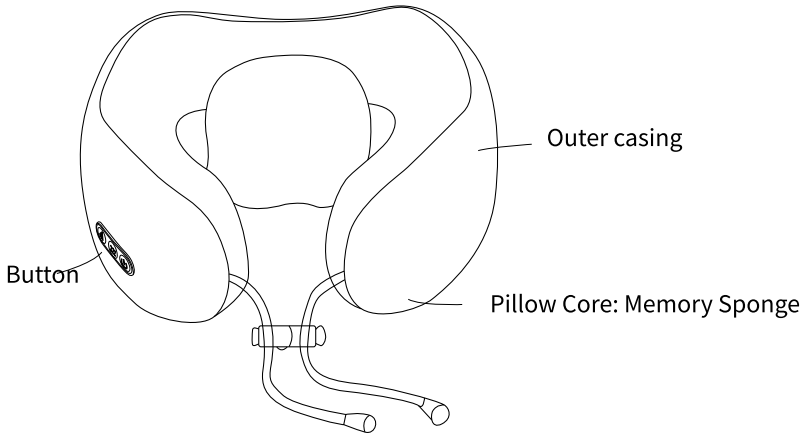
If there are still abnormal phenomena after the above treatment, please stop using.

## Product configuration

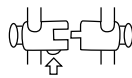
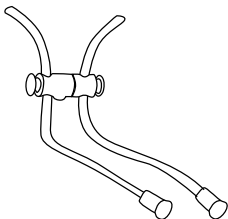
Your U-pillow includes: mainframe, charging line, operation instructions, certificate, warranty card.



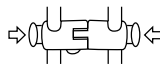
## Kneading section



## Rope buckle design



Press and unlock the lock



Hold down and adjust loosely

## Instructions for Use of Power Plugs and Power Wires

1. Please check that the voltage meets the product specifications.
  2. Do not use other similar parts instead of the parts of this product.
  3. Do not touch the power supply or plug with wet hands, so as not to cause machine failure or electric shock.
  4. When voltage is unstable, do not charge the product.
- 

## Do not use this product when the following happens

1. When the massager is abnormal, the machine parts of the massager are out of order or damaged.
  2. If abnormal or severe pain occurs during massage, please stop massage immediately and seek medical advice.
  3. In case of the above situation and confirming that it is the cause of the product, please send the product to the Maintenance Service Center for inspection and maintenance in time.
- 

## Statement of Important Safety Matters

Before using this product, please read all instructions in detail and follow the following instructions:

1. Do not place the product in the bathroom or use it in a humid place.
  2. Do not expose massager to direct sunlight or high temperature for a long time
  3. If the product is handed over to the child, the mentally and physically disabled or disabled should be carefully accompanied and guided by the guardian.
  4. This product has built-in lithium batteries. When discarding this product, please deal with it according to the city's environmental protection.
- 

## Persons not suitable for use of this product

If you have the following situation, please consult your doctor before using it.

1. Those who are receiving medical treatment or feeling unwell
  2. Patients with acute or sudden illness
  3. Alcohol users
  4. Teenagers, Children
- 

## Use of Battery Charging

1. Under normal use, the life of the rechargeable battery is 2500 charge-discharge cycles.
2. When the rechargeable battery is not used for a long time, it will shorten the life of the battery.  
It is recommended that the battery be charged at least once or twice a month.

**AmaMedic**

We reserve the right to improve our products  
and specifications without notice.