

USER MANUAL

AmaMedic AM-10027

PREMIUM KNEADING MASSAGE BACK PAD

WITH HEATING THERAPY



— **TABLE OF CONTENTS** —

Product parameter 01

Explanation of symbols 01

Function and use instructions 02

Daily maintenance 04





Safety warning 05

Product parameter

Name and model	: Ultra Thin Multifunctional Back Massage Pad AM-10027
Rated voltage	: 12 V ==
Power consumption	: 24 W
Operating time	: max. 15 minutes
Dimensions (L x W x H)	: approx. 29 inch x 18.30 inch x 5.67 inch
Net Weight	: approx. 5.73 lbs.

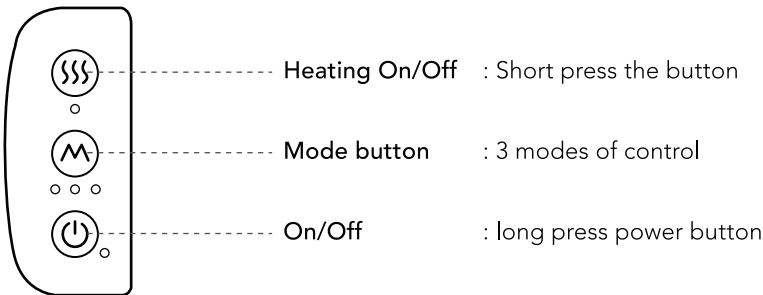
Explanation of symbols

The following symbols are used in the operating instructions and on the type plate:

	Warning	Warning of risks of injury or health hazards.
	Caution	CAUTION Safety information about possible damage to the appliance/accessories.
	Note	Important information.
		The device has double protective insulation and therefore complies with protection class 2

Product parameter

Accessories list: Switching power supply, manual.



Function and use instructions:

a) Preparation before use

- Check that the product is not damaged.
- Place the product on its back, paying attention to the direction.
Ensure that the position is stable and comfortable.
Then, connect the power supply switch before use.

b) Use instructions

Power button:

- In the off state, long press for about 1-2 seconds to turn on the device in the default full back massage mode, at low intensity, with no heating.
- Short press to switch between high and low intensity. A short press switches to low intensity; the indicator blinks once and then stays steady.
Another short press switches to high intensity; the indicator blinks twice, then stays steady.
- Long press again to turn off all functions and reset the massage hand.



Note :This product is set to automatically shut down in 15 minutes.

Mode button:

Short press to switch between the 3 massage modes:

Full back massage mode, Back massage mode, and Waist massage mode.

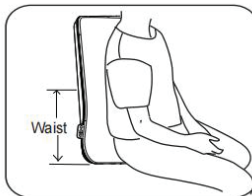
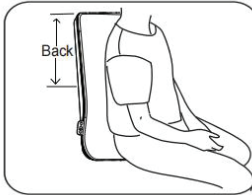
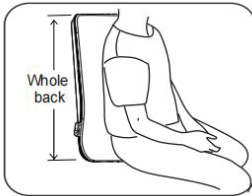
1. Full Back Massage mode (light the first indicator on the left):
Full back up-and-down massage, perfect from waist to back massage.
2. Back Massage mode (light the second indicator):
Upper back area massage, in-depth experience of upper back massage, relieving upper back discomfort.
3. Waist Massage mode (light the third indicator):
Waist area massage, in-depth experience of waist massage, relieving waist fatigue.

Heating button:

Press shortly to start/close the heating function. When the massage hand is heating, the light will be red; when heating is off, there will be no light.

Others:

- The device automatically turns off after 15 minutes.
Always allow the unit to cool down fully before using it again.
- No reset after the last use; automatic reset occurs after power-off.
The massage head returns to the starting point, and the power button indicator flashes as a prompt.

C) Introduction to use position

Daily maintenance

Storage

- Please place it in the original box or in a safe, dry, and ventilated place to avoid sharp objects scratching the surface of the product.

Cleaning

- The surface dirt can be wiped away with a clean rag. For more stubborn dirt, dampen the rag with neutral detergent, then wipe and let it air-dry naturally.
- Do not immerse the product body in any solution for cleaning.
- Please do not attempt to repair this product yourself.
If you require repair services, please contact the after-sales service center.

In the event of problems

Abnormal condition	Possible cause	Solution
inoperation	<ol style="list-style-type: none">1. The machine cannot be turned on.2. Function keys are disabled.	<ol style="list-style-type: none">1. Check whether the switching power supply is properly connected.2. Enable the standby button.
Abrupt cessation of operation	<ol style="list-style-type: none">1. The machine cannot be turned on.2. Massage time exceeds 15 minutes.3. Continuous use time is too long; product overheating protection.4. Applying too much force may cause the head massager to block rotation.	<ol style="list-style-type: none">1. Check whether the switching power supply is properly connected.2. Restart it.3. Turn on the power button again after cooling the product for 1 hour.4. Restart it.

Safety warning

a) Matters needing attention


- This product does not have a waterproof design and should not be exposed to rain, lightning, dust, snow, ice, or other harsh environmental conditions.
- Please ensure that the sockets used are qualified products that have passed national safety certification. Do not overload the power sockets.
- Use the original power adapter included with this product. Do not use power equipment from other brands to power this product, and do not use the included power adapter for other products.
- Do not use this product if the cloth cover is broken.
- Do not use this product if it causes abnormal or severe pain during use.
- Do not sit on the product or apply excessive pressure to it.
- Do not insert foreign objects into any opening of the product.
- This product has a heating function. If the temperature is abnormal or significantly higher than the set temperature, please stop using it immediately.
- The appliance has a hot surface, so be cautious when used by individuals who are not sensitive to heat.
- The massage effect of this product varies for each person's physique, and it cannot be guaranteed to have an effect for everyone.

People who are not appropriate to use this product

If you have any of the following conditions, consult your doctor before using.

- Those who are currently under medical treatment or not feeling well.
- Those who have undergone back surgery or related massage procedures.
- Individuals with lumbar disc herniation, spondylitis, and other related conditions.
- Patients with hypertension, heart disease, cerebral arteriosclerosis, or cerebral thrombosis.
- Patients diagnosed with malignant tumors.
- Pregnant women, those in labor, and women in postpartum recovery.
- Individuals suffering from osteoporosis.
- Those using a pacemaker or implanted medical device.
- Individuals experiencing acute illness.
- Minors and individuals with physical and mental disabilities.



 **888-848-2630**

MON - FRI : 9:30 ~ 18:30 (CT)

SAT : 9:30 ~ 16:00 (CT)

 **service@osakititan.com**

 **1001 W. Crosby Rd. Carrollton, TX 75006**