

C A T A L O G U E 2 0 2 0



ДММФ

by **MIG Jimenez**





6 YEARS OF AMMO BY MIG JIMENEZ. 18 YEARS OF EXPERIENCE

6 AÑOS DE AMMO BY MIG JIMENEZ. 18 AÑOS DE EXPERIENCIA



The most recent technological advances have brought infinite possibilities of connection with the whole world. If we told a modeler 10 years ago that his models could be seen all over the world through a photograph taken with his mobile phone, he simply would not have believed it.

This opening of communication and diffusion of modelers work has allowed us to discover new talents and allowed us to help many more people around the world.

The modelling market is peculiar when compared to other markets, it is driven by the passion that a modeler feels when a kit is in their hands, the appreciation for fine details, and enjoying that particular smell when opening the box. The same can be said for turning the pages of a new high quality reference book or technique filled magazine. Modelers appreciate fine details right down to the quality of the paper, and the accuracy of the noted camouflage colours when compared to those of the original vehicles. As modelers we are driven by the curiosity of testing a new product and applying it to our models and projects with the expectation of the final result.

As we leave a decade behind us and enter into 2020, AMMO by Mig Jimenez maintains the balance between tradition and innovation. We use the most up to date technology to stay connected to our fellow modelers, we listen to your doubts and your opinions and improve in real time.

Our primary motivation is to offer you quality content and products that are both innovative and add value to your models with realistic effects at a minimum of time and effort, because our mission is to make modelling fun.

Likewise, we are entering a decade of great changes in the way we take care of our planet, and in AMMO by Mig Jiménez we are designing products with an acrylic base that is non-toxic and more sustainable for our environment.

This year, you will witness new product launches within the acrylic range, providing you with water based options of the highest quality when deciding which products to use for the most realistic effects. In addition to new models under the AMMO brand in 2020, you can look forward to new books with didactic and practical content, and of course a whole series of innovative products that will continue revolutionizing modelling and strengthen our philosophy in the way we make models.

Thank you for joining us all these years and for starting this new decade with the same confidence and loyalty, thank you for sharing your passion for this wonderful hobby in each of your projects.



Los grandes avances tecnológicos han traído unas posibilidades de conexión infinitas con el mundo entero. Si le decimos a un modelista hace 10 años que sus modelos podrían ser vistos en todo el mundo a través de una fotografía hecha con su teléfono móvil, simplemente no lo hubiese creído.

Esta apertura de la comunicación y difusión del trabajo de los modelistas nos ha permitido descubrir nuevos talentos y poder ayudar a muchas más personas alrededor del mundo.

Pero el modelismo tiene una particularidad frente a otros mercados, y es la pasión que siente un modelista al tener una maqueta en sus manos apreciar los detalles, disfrutar de ese olor particular al abrir la caja. Y del mismo modo, al ojear las páginas de un libro, de una revista; apreciar la calidad del papel y la similitud de los colores de los camuflajes frente a los de los vehículos originales. Además de la curiosidad al testar un nuevo producto, aplicarlo en sus maquetas y proyectos con la expectativa del resultado final.

Por ello, aun cuando dejamos atrás una década para entrar en el 2020, en AMMO by Mig Jiménez mantenemos el equilibrio entre innovación y tradición, nos gusta estar conectados, escuchar tus dudas y tus opiniones para poder mejorar en tiempo real.

Pero al mismo tiempo, nos motiva aún más ofrecerte contenidos y productos de calidad, innovadores pero que aporten valor a tus maquetas, con efectos realistas, pero empleando el mínimo de tiempo y esfuerzo, porque nuestra misión es hacer del modelismo algo divertido.

Así mismo, entramos en una década de grandes cambios en la manera en que cuidamos nuestro planeta, y en AMMO by Mig Jiménez llevamos años diseñando productos con base acrílicas, no tóxicos para la salud y más sostenibles con el medio ambiente.

Este año, serás testigo de nuevos lanzamientos dentro de la gama acrílica, para que puedas decidir con qué productos hacer tus efectos, pero siempre con el mismo realismo y calidad. Además de nuevas maquetas bajo la marca AMMO, nuevos libros con un contenido didáctico y práctico, y por supuesto, toda una serie de lanzamientos de nuevos productos innovadores para seguir revolucionando el modelismo y afianzar nuestra filosofía en la forma de hacer maquetas.

Gracias por acompañarnos todos estos años y por empezar esta nueva década con la misma confianza y fidelidad, y por compartir tu pasión por este maravilloso hobby en cada uno de tus proyectos.



Mig Jimenez



MIG Jimenez



Elizabeth Wiese



Carlos Cuesta



THE ORIGIN...

2019 has been an eventful year for AMMO by Mig Jiménez, we have had the honour of being part of the TOP 1000 ranking as the only modelling company among the fastest growing companies in Europe, one of our greatest achievements in these 6 years since the birth of AMMO. And for that reason, today we want to share with you the meaning of our logo...

To embark on an adventure and start something new, you need an impulse, an ammunition capable of moving you and launching you into the world to fight for your dreams.

AMMO's logo consists of 3 bullets that symbolize the 3 founders of the company: Mig Jiménez, Carlos Cuesta, and Elizabeth Wiese.

It has been six exciting years of constant growth, fuelled by the support and confidence of modelers from all over the world.

In 2016, Elizabeth Wiese was diagnosed with a brain cancer which prevented her from continuing to lead AMMO directly. But her spirit of struggle became a global initiative that represents the most important and motivating social work of the company: AMMO for life. Through the grey AMMO for life bracelet designed by Elizabeth, funds continue to be raised to help cancer patients in direct collaboration with the San Juan de Dios Hospital, a world-renowned treatment and research institute.

This logo has a special meaning for the entire AMMO family, as our 3 bullets will always continue to work to help the entire modelling community inside and outside of modelling.

As a modeler you are part of AMMO, and together we will continue to make our wonderful hobby fun and enjoyable for all.



EL ORIGEN...

2019 ha sido un año lleno de grandes acontecimientos. En AMMO by Mig Jiménez, hemos tenido el honor de formar parte del ranking TOP 1000 como la única empresa de modelismo situada entre las compañías con mayor crecimiento de Europa, uno de nuestros mayores logros en estos 6 años desde el nacimiento de AMMO. Y por ello, hoy queremos compartir contigo el significado de nuestro logo...

Para emprender una aventura y empezar algo nuevo, hace falta un impulso, una munición capaz de moverte y lanzarte al mundo para luchar por tus sueños.


El logo de AMMO se compone de 3 balas que simbolizan a los 3 fundadores de la empresa: Mig Jiménez, Carlos Cuesta y Elizabeth Wiese.


Han sido seis años apasionantes de constante crecimiento y con el apoyo y la confianza de muchos modelistas del mundo.

En 2016, Elizabeth Wiese fue diagnosticada con un cáncer cerebral, lo que le impidió seguir al frente de AMMO de forma directa. Pero su espíritu de lucha se convirtió en una iniciativa global que representa la labor social más importante y motivadora de la empresa: AMMO for life. A través de la pulsera de color gris, diseñada por Elizabeth, se recaudan fondos para ayudar a los pacientes con cáncer en colaboración directa con el Hospital San Juan de Dios, una reconocida institución en todo el mundo.

Por ello, este logo tiene un especial significado para toda la familia AMMO, pues nuestras 3 balas seguirán siempre trabajando para ayudar a toda la comunidad modelística dentro y fuera del modelismo.

Queremos que sigas siendo parte de AMMO, y que juntos, hagamos de este maravilloso hobby algo divertido.





AMMO



MIG Jimenez
President




Carlos Cuesta
CEO



Elizabeth Wiese
Co-founder
1987 - 30th Dec.2019



Virginia Aristu
Accounting and finance
+ 2 staff



Iñaki Cantalapiedra
Technology
+ 1 staff



Laura Aramendia
Operations Area



Sara Pagola
Production Area



Darius Tudela
Manufacturing Area



María Huguet
Sales Department



Vladimir Paredes
Marketing
+ 1 staff



Raquel Gras
Chemistry
+ 1 staff



Félix Torral
Warehouse
+ 6 staff



Mikel Ramírez
Design
+ 7 staff



Joan Tudela
Mixing
+ 2 staff



Mª Jesús Aramendia
Logistics
+ 3 staff



Diego Quijano
Product Development



Mária Silvestre
Bottling
+ 2 staff



Javier López de Anca
Product Testing and TWA
+ 2 staff



Sergiusz Pęczek
TWM



AMMO began 6 years ago with 3 founders and has since assembled an expert team that stretches across the globe. This family tree shows who is responsible for each department and duty from original concepts to the highest quality production. We are structured to maximize efficiency and flexibility for continued growth and innovation. Our research and production teams collaborate with top tier modelling companies and professionals from around the world to develop the ground breaking products and solutions that you trust for the best results. All processes are fine tuned to provide you the best service and products so that you can enjoy what matters most, scale modelling. Each department shares the ultimate goal of making positive contributions to the hobby, but it is you the individual modeler that makes AMMO and the wonderful world of modelling possible.



AMMO comenzó hace 6 años con tres fundadores y desde entonces ha reunido un equipo de expertos que se extiende por todo el mundo. Esta diagrama muestra a las personas encargadas de cada departamento y que controlan desde la concepción inicial del producto hasta la producción de la mayor calidad posible. Estamos estructurados para maximizar la eficiencia y flexibilidad con el fin de continuar creciendo e innovando. Nuestros equipos de investigación y producción colaboran con las compañías de modelismo de más elevado nivel, así como con profesionales de todo el mundo para desarrollar novedosos productos y soluciones en las que tu confías para obtener los mejores resultados. Todos los procesos están perfectamente coordinados para proporcionarte el mejor servicio y productos para que puedas disfrutar de lo que es lo más importante: el modelismo. El objetivo final compartido por cada uno de los departamentos es contribuir de manera positiva a esta gran afición, pero eres tu el modelista individual el que realmente construye AMMO y hace posible el maravilloso mundo del modelismo.

INDEX / Índice



PAG.		PAG.	
6	COLLABORATIONS <i>Colaboraciones</i>	80	AIRBRUSHES <i>Aerógrafos</i>
8	NEW RELEASES <i>Últimas Novedades</i>	84	SOLUTION BOX
10	COMING SOON <i>Próximamente</i>	87	PRIMER TITAN <i>Imprimador TITAN</i>
11	PLASTIC MODEL KITS <i>Maquetas</i>	88	PUBLICATIONS <i>Publicaciones</i>
16	SHADER <i>Sombreadores</i>	124	ACCESSORIES <i>Accesorios</i>
18	ACRYLIC COLORS <i>Pinturas Para Efectos</i>	132	MERCHANDISING <i>Merchandising</i>
42	WEATHERING <i>Weathering</i>	134	DISPLAY RACK <i>Expositores</i>
72	ACRYLIC EFFECTS <i>Efectos Acrílicos</i>	137	QUICK EFFECTS GUIDE <i>Guía Rápida De Efectos</i>
74	VEGETATION <i>Vegetación</i>	152	ACRYLIC CONVERSION CHART <i>Tabla de Conversiones Acrílicos</i>
79	ALCLAD <i>Alclad</i>		





Our Modeling Family



The AMMO family is based on Trust, Loyalty, and Respect. The foundation of AMMO is based on partnerships with the most important and prestigious brands from around the world, creating the support of one big modeling family while bringing you the best options and solutions for your projects.

La familia AMMO se basa en la confianza, la lealtad y el respeto. Los cimientos de AMMO se basan en la asociación con las más importantes y prestigiosas marcas de todo el mundo, lo que nos proporciona el apoyo de toda una gran familia modelística que a su vez te brinda las mejores opciones y soluciones para tus proyectos.



AMMO collaborates with several reputable plastic brands developing color instructions for kits. These plastic brands have chosen AMMO as a partner because of our accuracy and deep research of historical colors as well as for our high quality paint products. Also AMMO is always developing new colors to fit plastic market trends such as WW I vehicles, Russian modern vehicles, and others. Our research and collaboration helps modelers choose the right color easily and accurately. Here you can see some examples of color sheets completed since 2014.



AMMO colabora con varias marcas de maquetas de plástico de gran prestigio desarrollando las instrucciones de pintura para sus kits. Estas marcas de plástico han escogido a AMMO como colaborador para esta tarea debido a nuestro conocimiento exacto y profundo de los colores históricos, así como por la alta calidad de sus productos de pintura. Además AMMO está continuamente desarrollando nuevos colores que encajen en las últimas tendencias del mercado de plástico, tales como los vehículos de la Primera Guerra Mundial, Rusos modernos, etc. Nuestra investigación y colaboración ayuda al modelista a escoger el color correcto fácilmente. Aquí puedes ver algunos ejemplos de instrucciones de color realizadas desde 2014.



NEW RELEASES

Últimas Novedades



A.MIG-6125

PAINTING SECRETS FOR FANTASY FIGURES

Secretos de pintura de figuras de fantasía

Soft cover, 124 high quality pages full color.




This outstanding painting guide was made in collaboration with Big Child Creatives and the immense talent of their artists, placing the hidden secrets required to improve your fantasy miniature painting skills to the highest level in your hands.

Thanks to this grimoire of painting knowledge you will be able to unravel the secrets and techniques of the great masters revealed through several chapters that delve into the mysteries of paint and colour, as well as the most important and common aspects that you need to know when it comes to giving life to a fantasy miniature with paint.

We begin with the basic concepts of colour theory and painting techniques developed in a practical way, and advance through more specific techniques such as painting different flesh tones, male and female faces, hair, fabrics, textures, mixed airbrush-brush techniques, Non-Metallic Metals (NMM), special lighting effects, and finish with a chapter devoted exclusively to painting miniatures for board games in various difficulty and complexity levels.

This book is aimed at all types of modellers, and all information provided is presented in a manner that you will find enjoyable and engaging no matter your previous experiences and expertise with the brushes. Each technique is shown in a practical way so that you can paint along as you unlock its secrets. If your intention is just reading the book and enjoying the photos, good luck! As soon as you open its pages there will be no turning back!



A.MIG-8503

1/16 PANZER I AUSF. A BREDA, SPANISH CIVIL WAR LIGHT TANK

This vehicle has a fascinating story during the Spanish Civil War and AMMO wants to tribute the 100 Spanish Legion Anniversary with this Limited Edition Kit in Scale: 1:16



A.MIG-8504

F-104 G STARFIGHTER

Limited Edition Plastic model kit Scale 1/48 by AMMO.
6 versions covered: Spanish, Canada, Italian, Greek, Norwegian and Turkish



SHADER 20 refs.

- A.MIG-0850 Orange
- A.MIG-0851 Light Rust
- A.MIG-0852 Earth
- A.MIG-0853 Dirt
- A.MIG-0854 Grime
- A.MIG-0855 Starship Filth
- A.MIG-0856 Light Grey
- A.MIG-0857 Navy Grey
- A.MIG-0858 Ash Black
- A.MIG-0859 Violet
- A.MIG-0860 Sky Blue
- A.MIG-0861 Marine Blue
- A.MIG-0862 Night Blue
- A.MIG-0863 Light Green
- A.MIG-0864 Light Olive Green
- A.MIG-0865 Military Green
- A.MIG-0866 Dark Green
- A.MIG-0867 Yellow
- A.MIG-0868 Candy Red
- A.MIG-0869 Light Clay



PMODEL001

PIG MODELS 8,8 cm Pzgr.39 (APCBC) L/56 (Real Scale Ammunition Shell Kit)

Amazing full-size replica of a German 8.8 cm Panzergranate 39 Armor Piercing-Capped-Ballistic Cap (APCBC) L/56. Consist in easy to assemble 4 pieces (warhead, shell, base plate, fuse) of black PP and ABS plastic. Ready to paint. The kit includes stencils to paint the markings. Approximately 87cm tall. This ammo was used by the German Tiger I tanks along WWII. Excellent piece for collectors and reenactors.



RUBBER BRUSH SET

A.MIG-7606

RUBBER BRUSH SET

Extremely versatile rubber-tipped brushes specially designed for modelling. This versatile tool can be used to apply and blend pigments on various elements such as weapons, tools, tow cables, and chains. Simply use a small amount of pigment on the tip of the brush and rub the surface area. You can even create colour gradations by simply altering the pressure exerted on the parts.

Rubber Brushes are also useful for modelling figures or other elements with sculpting putties. They can even be used to paint small details with acrylics such as cockpit instruments in aircraft.



A.MIG-7802

SUPER PACK DESERT & ARID BATTLEFIELDS

SUPER PACK desiertos y campos de batalla áridos

Includes all the products you need to create any type of dirt and weathering effect typical of battlefields in arid and desert environments. Dust, earth, sand, rain marks, dry mud, splashes, all kinds of dust spots, and even paints to apply sand-colour washable camouflage schemes.

This pack is a complete and comprehensive system that allows you to accurately represent all the distinctive weathering effects typical of arid environments on your models, no matter the camouflage pattern of the subject. A great idea and solution for every enthusiast recently initiated in modelling, or those that seek the correct and accurate colours required conveniently selected and provided in a single box.

Products Included:

- A.MIG-0105 WASHABLE DUST (RAL 8020)
- A.MIG-0106 WASHABLE SAND (RAL 8020)
- A.MIG-1258 STREAKING DUST
- A.MIG-1401 LIGHT DUST
- A.MIG-1700 DRY LIGHT SOIL
- A.MIG-1701 THICK SOIL
- A.MIG-1750 DRY EARTH
- A.MIG-1751 DRY STEPPE
- A.MIG-3002 LIGHT DUST
- A.MIG-3012 SAND
- A.MIG-3523 DUSTY EARTH



A.MIG-7803

SUPER PACK WHITE WINTER CAMOUFLAGE

SUPER PACK camuflaje invernal

Includes all the products you need to create any type of dirt and weathering effect typical of battlefields in arid includes a full range of products used to paint and weather any style of winter camouflage, including both chipped and scuffed schemes and washable white finishes. This set also includes the products used to apply the characteristic dirt effects seen in winter settings, filters, streaking effects, washes, chipping, and rust staining.

A comprehensive and complete system with which you will be able to realistically paint your armour and aircraft models in any winter camouflage scheme. A great idea and solution for every enthusiast recently initiated in modelling, or those that seek the correct and accurate colours required conveniently selected and provided in a single box.

Products Included:

- A.MIG-0024 WASHABLE WHITE CAMO
- A.MIG-0050 MATT WHITE
- A.MIG-1010 NEUTRAL WASH
- A.MIG-1205 STREAKING GRIME FOR WINTER VEHICLES
- A.MIG-1254 RUST
- A.MIG-1255 WINTER GRIME
- A.MIG-1500 BROWN FOR WHITE
- A.MIG-1502 DARK GREY FOR WHITE
- A.MIG-2011 HEAVY CHIPPING EFFECTS
- A.MIG-3501 WHITE




COMING SOON

Próximamente

A.MIG-6108

HOW TO
KOTBUKIYA MODELS



A.MIG-6086

IN COMBAT 3



* Version shown may vary from the final product
* Las versiones pueden variar en el producto final

A.MIG-6032

T-54 / TYPE 69



A.MIG-6083

PANZER I & II



A.MIG-8560

A.MIG-8561

A.MIG-8562

REMOVER SPONGE
FOR WASHES & PIGMENTS



A.MIG-8563

A.MIG-8564

A.MIG-8565

SANDING STICKS



PLASTIC MODELS KITS

Kits de modelos de plástico



A.MIG-8502

1/72 SCALE



T-54 B

**THE MOST ACCURATE T-54B
IN 1/72 SCALE**

We'd like to present you with the first independently designed **AMMO by Mig Jimenez** plastic model kit in **1:72nd scale**, with 100% brand new mold design featuring state-of-the-art details.

The **T-54B** has served scores of nations around the globe and endured more than a half century of conflict, from Vietnam and the Six-Day War to the ongoing civil war in Syria, with several still operating in the Aleppo area.

- **Brand new molds.**
- **Highly-detailed DShK machine-gun, stowage bins, and fuel tanks.**
- **Variety of camouflage and marking options.**
- **Highly detailed link-and-length track.**



1/72

1945 King Tiger

Panzerkampfwagen Tiger Ausf. B. Henschel Turret

2 in 1
 March 1945 Last version
 July 1945 Project

A.MIG-8500
 1/35 SCALE



March 1945 model - Last version

This version incorporated the last improvements that entered production with the turret completed by Wegmann in March 1945:

- Deleted ring on the commander's cupola.
- Simplified rear turret hatch.
- New holders for the spare links model Kgs 73/800/152 (18-tooth drive sprockets).
- Five D-loops welded to the turret sides to help attach foliage as camouflage.

The following modifications were added to the hull rear:

- Deleted jack and wooden jack block.
- Cooling air louvers on the rear engine deck to replace the large grille openings.
- Two new locks for the driver and assistant driver/hull machine-gunner.
- Internal mechanical changes

Proposed model July 1945 (What If) - Mit Infrarot-Scheinwerfer (FG 1250) and Em. 1.6. m R (PZ)

This version would have entered production in July 1945, including many improvements compared to the previous models:

- New Entfernungsmesser 1.6 m R (PZ) range finder, exclusively designed for the new modified turret of the Tiger B.
- Three-piece engine access hatch.
- New radiator system (heating).
- A Sturmgewehr 44 instead of a MG 34 in the glacis ball mount (not in all versions).
- An MG 42 in a new mount in place of the MG34 co-axial MG used on the previous models.
- Infrared system Mit Infrarot- Scheinwerfer (FG 1250).



A.MIG-8501

1/35 SCALE

MODERN GAS PUMPS

MODERNE ZAPFSÄULEN

AMMO

Limited Edition



PLASTIC KIT WITH DECALS

- READY TO ASSEMBLE PRECISION MODEL KIT
- INTENDED FOR COLLECTORS AGE 14 YEARS AND OLDER
- CONTENTS MAY VARY FROM IMAGE ON THE BOX
- CEMENT AND PAINT SOLD SEPARATELY
- INCLUDES DECALS FOR 9 DIFFERENT REFUELING STATIONS FROM AROUND THE WORLD

2 FUEL PUMPS

1/35
A.MIG-8501





NEW MODEL KIT



1/16
A.MIG-8503

Panzer I BREDA

In October of 1936, the first batch of Panzer I Ausf.A arrived in Seville (Spain) to form the first three companies established at the beginning of the Spanish Civil War. This iconic vehicle used by the national side during the Civil War has a fascinating history. This specific version was modified with the installation of the Italian Breda 20mm machine gun, giving rise to the Panzer I Breda.

AMMO is pleased to present our latest model kit release: PANZER I BREDA Limited Edition in 1:16 scale, in honor and celebration of the Centenary of the Spanish Legion.

- ★ New tooling
- ★ High quality instructions
- ★ Workable tracks and wheels
- ★ PE included
- ★ 4 decal versions



Limited Edition



100 ANIVERSARIO de la LEGIÓN ESPAÑOLA

F-104G

AMMO
by MIG Jimenez

Limited Edition

STARFIGHTER

DECALS FOR:



Spanish Canadian Italian Hellenic Turkish Norwegian



1/48
A.MIG-8504

**NEW AMMO
MODEL KIT**

We present the first model aircraft from AMMO: F-104 G.

The G version of the F-104 operated by Europe was one of the most advanced of its time, with air-to-air cannon and Sidewinder missiles as well as ground attack capabilities. The high-performance aircraft could reach speeds (Mach 2+)



- ★ Positionable flaps and slats
- ★ PE included
- ★ Two types of ejection seats
- ★ Two types of exhaust nozzles
- ★ Weighted tires
- ★ Radar module
- ★ Avionics bay



104 ESCUADRÓN "NO LE BUSQUES TRES PIES..."

Shader

Sombreadores

NEW
2020



Acrylic based paint specially formulated to be airbrushed to create shadow effects in specific areas. The semi-transparent finish of this paint makes it perfectly suited to shade the panel lines and recesses of your models. It can be also used to simulate dirt stains and streaks by airbrushing thin lines. It is also possible to slightly alter the base colours to represent more heavily weathered surfaces. Airbrushed Shaders dry completely in 24 hours. If a more transparent effect is desired, this product can be diluted with Acrylic Thinner A.MIG-2000.



Pintura con base de acrílica especialmente formulada para aerografiar y obtener sombreados en zonas concretas. Su acabado semitransparente la hace perfecta para oscurecer paneles o recovecos en nuestras maquetas. También podremos imitar restos y chorretones de suciedad haciendo finos trazos con el aerógrafo. Igualmente es posible alterar ligeramente los colores base para simular áreas con un desgaste mayor. Una vez aplicada, seca por completo en 24h. Si se quiere diluir para obtener mayor transparencia usar el diluyente acrílico A.MIG-2000.

A.MIG-0850
ORANGE



A.MIG-0851
LIGHT RUST



A.MIG-0852
EARTH



A.MIG-0853
DIRT



A.MIG-0854
GRIME



A.MIG-0855
STARSHIP FILTH



A.MIG-0856
LIGHT GREY



A.MIG-0857
NAVY GREY



A.MIG-0858

ASH BLACK



A.MIG-0859

VIOLET



A.MIG-0860

SKY BLUE



A.MIG-0861

MARINE BLUE



A.MIG-0862

NIGHT BLUE



A.MIG-0863

LIGHT GREEN



A.MIG-0864

LIGHT OLIVE GREEN



A.MIG-0865

MILITARY GREEN



A.MIG-0866

DARK GREEN



A.MIG-0867

YELLOW



A.MIG-0868

CANDY RED



A.MIG-0869

LIGHT CLAY



ACRYLIC COLORS FOR FIGURES

(NEW FORMULA)

Colores acrílicos para figuras

Figures Set

A.MIG-8177

SPECIAL FIGURE ACRYLIC COLORS RACK

Selección especial de acrílicos para figuras

Metallic rack with acrylic products for figures. 30 Acrylic 17 mL products (total 3 trays x 15 references)

NEW



The AMMO range of acrylic paints for figures has been designed to make your painting sessions a more enjoyable experience thanks to the speed and simplicity of use; new materials for new techniques, more accessible to all modelers.

All of the colours in this series can be mixed with one another and with the full range of AMMO acrylics.

This line of colours is perfect for the usual layering and blending techniques used in figure painting as well as the most recent mixed blending techniques. Formulated for maximum performance both with brush and airbrush. Water soluble, odourless, non-flammable and non-toxic.



La gama de colores acrílicos para figuras ha sido diseñada para hacer de la pintura una actividad placentera por su rapidez y sencillez. Nuevos materiales para nuevas técnicas más accesibles a los aficionados al modelismo.

Todos los colores de la gama se pueden mezclar entre sí y con el resto de colores acrílicos de AMMO Mig. Se adaptan perfectamente a las técnicas tradicionales de pintura por capas o fundidos y a los nuevos procedimientos de técnica mixta. Son aptos tanto para el pincel como para aplicarlos a aerógrafo. Se disuelven en agua y están fabricados con ingredientes no inflamables ni perjudiciales para la salud.

REFERENCE	COLOR NAME	COLOR
AMMO.F-500	RETARDER	
AMMO.F-501	WHITE FOR FIGURES	
AMMO.F-502	OUTLINING BLACK	
AMMO.F-503	DARK OLIVE GREEN FS-34130	
AMMO.F-504	YELLOW GREEN FS-34259	
AMMO.F-505	PALE YELLOW GREEN FS-33481	
AMMO.F-506	MEDIUM RUSSIAN GREEN S-34092	
AMMO.F-507	MATT EARTH FS-34088	
AMMO.F-508	BROWN BASE FS-30108	
AMMO.F-509	UNIFORM GREEN BASE FS-34128	
AMMO.F-510	UNIFORM SAND YELLOW FS-32555	
AMMO.F-511	LIGHT SAND FS-33727	
AMMO.F-512	FIELD GREY FS-34159	
AMMO.F-513	FIELD GREY HIGHLIGHT FS-34414	
AMMO.F-514	FIELD GREY SHADOW FS-34086	
AMMO.F-515	MIDGREY FS-36357	

REFERENCE	COLOR NAME	COLOR
AMMO.F-516	LIGHTGREY FS-35630	
AMMO.F-517	PALE GOLD YELLOW	NEW
AMMO.F-518	MARINE BLUE	NEW
AMMO.F-519	SAPPHIRE BLUE	NEW
AMMO.F-520	DEEP COBALT BLUE	NEW
AMMO.F-521	GREY LIGHT BROWN	NEW
AMMO.F-522	SLATE GREY	NEW
AMMO.F-523	UNIFORM BLUE	NEW
AMMO.F-524	LIGHT SKY BLUE	NEW
AMMO.F-525	MEDIUM BLUE	NEW
AMMO.F-526	CYAN	NEW
AMMO.F-527	PURE RED	NEW
AMMO.F-528	PURE GREEN	NEW
AMMO.F-529	PURE YELLOW	NEW
AMMO.F-530	BLUSH GREY	NEW
AMMO.F-531	LIGHT BROWN	NEW

AMMO.F-500

RETARDER

Retardante

17 mL jar

High-quality product specifically designed to be used with AMMO acrylics for slowing down the drying time. This alteration allows you to blend the colours together more easily and without applying pressure. This also helps with feathering the colours, avoiding tide marks with acrylic washes, and achieving softer colour and tonal gradations. AMMO colours are easy to use: simply add some retarder to your paint mix and enjoy the characteristics of this flexible acrylic product. Compatible with other acrylic brands. Odourless and non-toxic.



A.MIG-7600

FIGURES BRUSH SET

Set de pinceles para figuras

AMMO brush set for use with acrylics, enamels, and oils.

Contains both Premium Kolinsky Sable and Synthetic brushes for versatility and a wide range of applications.

The ideal set of brush sizes for all aspects of figure painting, this selection of round brushes is ideal for accurately painting uniforms, flesh tones, weapons, and details for figures of any subject and scale.



A.MIG-7020

WINTER UNIFORMS / Uniformes Invernales

Acrylic Colors Set. 4 jars 17mL. Product specially formulated for the painting of figures.

Set of 4 colours specifically designed to paint WWII winter uniforms. Includes two shades of grey for painting intermediate tones, white for the highlights, and an earthy grey colour for shading.

Includes the colors:

AMMO.F-515 MIDGREY FS-36357
AMMO.F-516 LIGHTGREY FS-35630

AMMO.F-501 WHITE FOR FIGURES
AMMO.F-507 MATT EARTH FS-34088



Find more information with the following QR code



A.MIG-7021

GERMAN FIELD GREY UNIFORMS / Uniformes Alemanes Feldgrau

Acrylic Colors Set. 4 jars 17mL. Product specially formulated for the painting of figures.

Set of 4 colours specifically designed to paint one of the most iconic and recognizable uniform colours of WWII. Formulated for maximum performance with both brush and airbrush. Includes one base tone, one highlight and one shadow, as well as black for boots and outlining details.

Includes the colors:

AMMO.F-512 FIELD GREY FS-34159
AMMO.F-513 FIELD GREY HIGHLIGHT FS-34414

AMMO.F-514 FIELD GREY SHADOW FS-34086
AMMO.F-502 OUTLINING BLACK



Find more information with the following QR code



A.MIG-7022

US FORCES UNIFORMS WWII / Uniformes del US Army 2GM

Acrylic Colors Set. 4 jars 17mL. Product specially formulated for the painting of figures.

Set of 4 colours specifically designed to paint WWII US Army uniform colours. One khaki tone for the trousers, one green tone for the tunic, and two ochre tones for the highlights.

Includes the colors:

AMMO.F-508 BROWN BASE FS-30108
AMMO.F-509 UNIFORM GREEN BASE FS-34128

AMMO.F-510 UNIFORM SAND YELLOW FS-32555
AMMO.F-511 LIGHT SAND FS-33727



Find more information with the following QR code



A.MIG-7023

SOVIET UNIFORMS WWII / Uniformes Soviéticos 2GM

Acrylic Colors Set. 4 jars 17mL. Product specially formulated for the painting of figures.

High-quality colours specifically designed to facilitate the painting of your WWII Soviet miniatures. This set includes 4 colours to paint the uniforms of the Red Army. These are accurate colours based on extensive research.

Includes the colors:

AMMO.F-503 DARK OLIVE GREEN FS-34130
AMMO.F-504 YELLOW GREEN FS-34259

AMMO.F-505 PALE YELLOW GREEN FS-33481
AMMO.F-506 MEDIUM RUSSIAN GREEN FS-34092



Find more information with the following QR code



A.MIG-7026

RAF WWII PILOT UNIFORMS / Uniformes pilotos de la RAF 2GM

Acrylic Colors Set. 4 jars 17mL. Product specially formulated for the painting of figures.

This set includes 4 colours for the flight suit used by RAF pilots during World War II. The colours have been selected through rigorous research of the period uniforms, allowing you to accurately paint the base tones of the crew figures, add highlights, and enhance details.

Includes the colors:

A.MMO.F-517 PALE GOLD YELLOW
A.MMO.F-518 MARINE BLUE

AMMO.F-519 SAPPHIRE BLUE
AMMO.F-520 DEEP COBALT BLUE



NEW

Find more information with the following QR code



A.MIG-7025

LUFTWAFFE WWII PILOT UNIFORMS / Uniformes pilotos Luftwaffe 2GM

Acrylic Colors Set. 4 jars 17mL. Product specially formulated for the painting of figures.

This set includes 4 colours for the flight suit used by Luftwaffe pilots during World War II. The colours have been selected through rigorous research of period uniforms, allowing you to accurately paint the base tones of the crew figures, add highlights, and enhance details.

Includes the colors:

A.MMO.F-518 MARINE BLUE
AMMO.F-523 UNIFORM BLUE

AMMO.F-524 LIGHT SKY BLUE
AMMO.F-525 MEDIUM BLUE



NEW

Find more information with the following QR code



A.MIG-7024

PANZER CREW / Tripulación de Panzers

Acrylic Colors Set. 4 jars 17mL.

Product specially formulated for the painting of figures.

This set includes 4 colours for painting the uniform of German Panzer crews during WWII. The colours have been selected through rigorous research of period uniforms, allowing you to accurately paint the base tones of uniforms, add highlights, and enhance details.

Includes the colors:

A.MMO.F-502 OUTLINING BLACK
A.MMO.F-521 GREY LIGHT BROWN

AMMO.F-522 SLATE GREY
AMMO.F-530 BLUISH GREY



NEW

Find more information with the following QR code



A.MIG-7168

FLESH TONES SET / Set de colores para carne

Acrylic Colors Set

Acrylics paints. 6 jars. 17 ml

Six acrylic colors selection. These colors are totally mixable to obtain every skin tone. 6 tones included: 2 shadows, 2 middle and 2 for lightings.

Formulated colors for brush and airbrush. Water soluble and non toxic. Matt finishing. Water soluble, odorless, and non-toxic. Shake well before each use. Each jar includes a stainless steel agitator to facilitate mixture. We recommend A.MIG-2000 Acrylic Thinner for correct thinning. Dries completely in 24 hours.

Included colors:

A.MIG-115 LIGHT SKIN TONE
A.MIG-116 BASIC SKIN TONE
A.MIG-117 WARM SKIN TONE

A.MIG-118 BURNT SAND
A.MIG-133 RED LEATHER
A.MIG-134 BURNT BROWN RED



A.MIG-7027

BASIC COLORS SET

The range of acrylic colours for figures has been designed to make painting a pleasant activity due to its speed and simplicity, making new materials for new techniques more accessible to model enthusiasts.

All the colours in the range can be mixed with each other and with the rest of AMMO by Mig Jimenez acrylic colours. They adapt perfectly to the traditional techniques of painting in layers or blending as well as new mixed techniques. Each colour is suitable for both brush and airbrush application. These acrylics dissolve in water and are made to be safe and nontoxic.

- AMMOF501 WHITE FOR FIGURES
- AMMOF502 OUTLINING BLACK
- AMMOF526 CYAN
- AMMOF527 PURE RED
- AMMOF528 PURE GREEN
- AMMOF529 PURE YELLOW



A.MIG-7028

MULTICAM CAMOUFLAGE SET

The AMMO range of acrylic paints for figures has been designed to make your painting sessions a more enjoyable experience thanks to the speed and simplicity of use.

This set includes 6 colours for the MultiCam camouflage pattern used today by the US Army among many other international forces. The colours have been selected through rigorous research of period uniforms, allowing you to accurately paint the base tones of uniforms, add highlights, and enhance details.

- AMMOF504 YELLOW GREEN
- AMMOF508 BROWN BASE
- AMMOF511 LIGHT SAND
- AMMOF515 MID GREY
- AMMOF528 PURE GREEN
- AMMOF531 LIGHT BROWN



NEW

METAL ACRYLIC COLORS

Colores acrílicos metálicos



Find more information with the following QR code



Model by Mig Jimenez



A new range of metallic acrylic paints with the same formulation and characteristics of the AMMO acrylic colors. Easy to apply with an incredibly realistic metallic appearance. These colors are non toxic and can be mixed with other AMMO acrylic color. These colors are formulated for maximum brush & airbrush performance. 17ml jar. Water soluble, odorless, and non-toxic. Shake thoroughly before each use. We recommend A.MIG-2000 Acrylic Thinner for thinning. Dries completely in 24 hours.



Un nuevo rango de pinturas metalizadas acrílicas con la misma formulación del resto de nuestros colores. Fáciles de aplicar y con un increíble aspecto metálico. Estos colores NO son tóxicos y se pueden mezclar con el resto de los colores acrílicos de AMMO. Pintura con una fórmula optimizada para obtener el máximo rendimiento tanto a pincel como con aerógrafo. Cada bote incluye un agitador de acero inoxidable para facilitar una mezcla más rápida y homogénea. Presentación en botes de 17mL. Soluble en agua, sin olor y no tóxico. Agite bien antes de cada uso. Recomendamos A.MIG-2000 Acrylic Thinner para una correcta disolución. Secado completo en 24h.

A.MIG-0045

GUN METAL / Metal del cañón
17 mL jar

Perfect for realistic weapons, engine components, Sci-Fi, and mechanical elements. Perfect acrylic color for some steel and most darker silver grey surfaces. Realistically replicate the bright appearance of Gun Metal on any subject.



A.MIG-0187

JET EXHAUST BURNT IRON
Metal quemado para tubos de escape

17 mL jar

Exhaust and heat create a very specific appearance on iron and jet exhaust, accuracy in representing realistic metals is critical to AFVs, Aircraft, Mechas, and civilian vehicles.



A.MIG-0188

METALLIC RED
Rojo metalizado

17 mL jar

A tone widely used on science fiction models and of course in civilian vehicles. Realistically replicates a truly amazing metallic orange shade.



A.MIG-0189

METALLIC ORANGE
Naranja metalizado

17 mL jar

A tone widely used on science fiction models and of course in civilian vehicles. Realistically replicates a truly amazing metallic red shade.



A.MIG-0190

OLD BRASS / Bronce viejo

17 mL jar

Realistically replicate brass shell casings, fixtures on naval vessels, interior mechanicals, and Sci-Fi details. Realistically replicate the bright appearance of Old Brass on any subject.



A.MIG-0191

STEEL / Acero

17 mL jar

Steel is a common element of almost every subject in most genre of scale modelling. Here we have the most realistic universal acrylic Steel for all genre and manner of details. Realistically replicate the bright appearance of Steel on any subject.



A.MIG-0192

POLISHED METAL
Metal pulido

17 mL jar

Perfect for realistic engine components, aircraft surfaces, Sci-Fi details, and AFV details. Realistically replicate the bright appearance of Polished Metal on any subject.



A.MIG-0193

BLUISH TITANIUM
Titanio azulado

17 mL jar

Used in modern subjects, weapons, and munitions, Titanium is also ideal for Sci-Fi details. Realistically replicate the bright appearance of Titanium on any subject.



A.MIG-0194

MATT ALUMINUM
Aluminio mate
 17 mL jar

A common material for aircraft, AFVS, civilian subjects, and Sci-Fi. Realistically replicate the bright appearance of Aluminium on any subject.



A.MIG-0195

SILVER / Plata
 17 mL jar

Perfect for some engine components, aeronautical lights, and mechanical structures and most silver surfaces including Sci-Fi subjects and historical figures. Realistically replicate the bright appearance of true Silver on any subject.



A.MIG-0196

WARHEAD METALLIC BLUE
Warhead metálico azul
 17 mL jar

Ideal modern munitions, historical figures, and Sci-Fi details. Realistically replicate the bright appearance of Warhead Metallic Blue on any subject.



A.MIG-0197

BRASS / Bronce
 17 mL jar

Realistically replicate the bright appearance of Brass on any subject, ideal for Sci-Fi details, historical figures, AFV, and aircraft details.



A.MIG-0198

GOLD / Oro
 17 mL jar

Ideal for Sci-Fi, electronic components, historical figures, and all manner of details. Realistically replicate the bright appearance of Gold on any subject.



A.MIG-0199

COPPER / Cobre
 17 mL jar

Perfect for ammunition cartridges, exhaust collector rings in radial engines, historical figures, and plumbing fixtures. Ideal for Sci-Fi details. Realistically replicate the bright appearance of Copper on any subject.



WASHABLES *Lavables*



These products give you greater over weathering effects by allowing you to remove the paint gradually with a moist brush to obtain different tones. You can even remove most of the paint to expose other paint layers and effects underneath.



Estos productos nos permite ir retirando poco a poco la pintura con pincel y agua obteniendo de esta manera diferentes tonos. Incluso podemos llegar a retirarlo casi por completo para poder dejar a la vista otras capas de pintura u otros efectos.

A.MIG-0024

WASHABLE WHITE CAMO
Blanco Lavable
 17 mL jar



A.MIG-0104

WASHABLE BLACK
Negro Lavable
 17 mL jar



A.MIG-0105

WASHABLE DUST (RAL 8000)
Polvo Lavable (RAL 8000)
 17 mL jar



A.MIG-0106

WASHABLE SAND (RAL 8020)
Arena Lavable (RAL 8020)
 17 mL jar



A.MIG-0107

WASHABLE EARTH
Tierra Lavable
 17 mL jar



A.MIG-0108

WASHABLE MUD
Barro Lavable
 17 mL jar



A.MIG-0109

WASHABLE RUST
Oxido Lavable
 17 mL jar



ACRYLIC CRYSTAL

Acrílicos Cristal

A.MIG-0092

CRYSTAL GREEN / Cristal verde
17 mL jar

Special acrylic paint used to easily obtain the finish of a glass surface. This water-based paint is odorless and non-toxic. This color can be applied directly from the bottle with a brush, or thinned and applied with an airbrush. Its green color is perfect for a multitude of green glass surfaces such as position lights for planes and tanks.



A.MIG-0093

CRYSTAL RED / Cristal rojo
17 mL jar

Special acrylic paint used to easily obtain the finish of a glass surface. This water-based paint is odorless and non-toxic. This color can be applied directly from the bottle with a brush, or thinned and applied with an airbrush. Its red color is perfect for a multitude of red glass surfaces such as position lights of planes and tanks, infrared visors, tail lights etc.



A.MIG-0094

CRYSTAL GLASS / Cristal transparente
17 mL jar

Special acrylic paint used to easily obtain the finish of a glass surface. This water-based paint is odorless and non-toxic. This color can be applied directly from the bottle with a brush, or thinned and applied with an airbrush. Its clear color is perfect for a multitude of glass surfaces such as position lights, headlights, focus, etc.



A.MIG-0095

CRYSTAL SMOKE / Cristal ahumado
17 mL jar

Special acrylic paint used to easily obtain the finish of a glass surface. This water-based paint is odorless and non-toxic. This color can be applied directly from the bottle with a brush, or thinned and applied with an airbrush. Its smoke color is perfect for a multitude of tinted glass surfaces such as lights of some US vehicles, thick glasses, headlights, etc.



A.MIG-0096

CRYSTAL PERISCOPE GREEN / Cristal verde periscopio
17 mL jar

Special acrylic paint used to easily obtain the finish of a glass surface. This water-based paint is odorless and non-toxic. This color can be applied directly from the bottle with a brush, or thinned and applied with an airbrush. Its green color is perfect for painting German periscopes or tube position lights when lighted on.



A.MIG-0097

CRYSTAL ORANGE / Cristal naranja
17 mL jar

Special acrylic paint used to easily obtain the finish of a glass surface. This water-based paint is odorless and non-toxic. This color can be applied directly from the bottle with a brush, or thinned and applied with an airbrush. Its orange color is perfect for painting position lights, optics or signals.



A.MIG-0098

CRYSTAL LIGHT BLUE / Cristal azul claro
17 mL jar

Special acrylic paint used to easily obtain the finish of a glass surface. This water-based paint is odorless and non-toxic. This color can be applied directly from the bottle with a brush, or thinned and applied with an airbrush. Its light blue color is perfect for painting lights and tint crystals, such as some canopies of modern aircrafts.



A.MIG-0099

CRYSTAL BLACK BLUE / Cristal azul-negro
17 mL jar

Special acrylic paint used to easily obtain the finish of a glass surface. This water-based paint is odorless and non-toxic. This color can be applied directly from the bottle with a brush, or thinned and applied with an airbrush. Its blue color is perfect for painting, for example, German position lights when turn off.



PRIMERS

Imprimadores

A.MIG-2022

ONE SHOT PRIMER - WHITE
One Shot Primer - Blanco
 Self-leveling sandable primer. 60 ml jar



A.MIG-2023

ONE SHOT PRIMER - BLACK
One Shot Primer - Negro
 Self-leveling sandable primer. 60 ml jar



A.MIG-2024

ONE SHOT PRIMER - GREY
One Shot Primer - Gris
 Self-leveling sandable primer. 60 ml jar



A.MIG-2026

ONE SHOT PRIMER
 BROWN OXIDE PRIMER
*One Shot Primer
 Marrón Óxido*
 Self-leveling sandable primer. 60 ml jar



A.MIG-2027

ONE SHOT PRIMER
 SAND FLESH
*One Shot Primer
 Carne Arena*
 Self-leveling sandable primer. 60 ml jar



A.MIG-2028

ONE SHOT PRIMER - GREEN
One Shot Primer - Verde
 Self-leveling sandable primer. 60 ml jar



A.MIG-8155

ONE SHOT PRIMER FULL RACK
Sistema de almacenamiento para imprimadores One Shot
 3 One Shot Primers 60mL x 8 pcs. each

The definitive primer solution that covers in one layer, formulated for every kind of surface, water-soluble, with high gripping power and sandable.



A.MIG-8164

ONE SHOT PRIMER FULL RACK
Sistema de almacenamiento para imprimadores One Shot
 6 One Shot Primers 60mL x 4 pcs. each

The definitive primer solution that covers in one layer, formulated for every kind of surface, water-soluble, with high gripping power and sandable.



VARNISHES

Barnices



These high-quality varnishes are available in the most popular finishes: ultra-matt, matt, satin and glossy. Must be sprayed straight from the bottle, undiluted, using between 14 and 21 psi air pressure and applied in thin layers. Dries completely in 24 hours to an extremely durable finish. This varnish is completely resistant to enamel products, but can be damaged if too much water is applied over the dry varnish surface. Use it to seal in decals, in preparing the surface for the washes, and to provide a uniform finish to your model.



Estos barnices de alta calidad proporcionan distintos acabados a tus modelos, desde el ultramate, pasando por el mate y el satinado hasta el brillo. Aplícalo sin diluir, directamente sobre tu modelo con una presión de 1 a 1,5 kg, de forma suave y en capas finas. Déjalo secar 24 horas para lograr un resultado resistente. Aguanta bien los productos esmalte, pero puede dañarse si añades por encima mucho agua una vez secos. Utiliza este barniz para proteger las calcas o para unificar distintos brillos en tu maqueta o como preparación para la aplicación de los lavados.

A.MIG-2054

ULTRA-MATT LUCKY VARNISH
Lucky Varnish Ultra-mate

Acrylic professional varnish. 17mL jar

A.MIG-2055

MATT LUCKY VARNISH
Lucky Varnish Mate

Acrylic professional varnish. 17mL jar

A.MIG-2056

SATIN LUCKY VARNISH
Lucky Varnish Satinad

Acrylic professional varnish. 17mL jar

A.MIG-2057

GLOSSY LUCKY VARNISH
Lucky Varnish Brillante

Acrylic professional varnish. 17mL jar



A.MIG-2050

ULTRA-MATT LUCKY VARNISH *Ultra-mate Lucky Varnish*

Acrylic professional varnish. 60mL jar

Flat medium/varnish for all kinds of acrylic paints. Guarantees 100% flat finishes. This varnish can be used in two different ways:

- used straight from the jar as a regular varnish after painting to achieve a dead flat finish.
- it can also be used as a flat medium by adding it to acrylic paints.



A.MIG-2051

MATT LUCKY VARNISH *Mate Lucky Varnish*

Acrylic professional varnish. 60mL jar

These acrylic varnishes will allow you to get the best results with both brush and airbrush in a very simple manner. It must be used in thin layers, and can be applied directly from the jar without thinning for a perfect finish. When used through the airbrush, we recommend spraying 6 inches (15 cm) away from the surface. It is non-toxic and odorless, and dries completely in 24 hours.



A.MIG-2052

SATIN LUCKY VARNISH *Satinado Lucky Varnish*

Acrylic professional varnish. 60mL jar

These acrylic varnishes will allow you to get the best results with both brush and airbrush in a very simple manner. It must be used in thin layers, and can be applied directly from the jar without thinning for a perfect finish. When used through the airbrush, we recommend spraying 6 inches (15 cm) away from the surface. It is non-toxic and odorless, and dries completely in 24 hours.



A.MIG-2053

GLOSSY LUCKY VARNISH *Brillante Lucky Varnish*

Acrylic professional varnish. 60mL jar

These acrylic varnishes will allow you to get the best results with both brush and airbrush in a very simple manner. It must be used in thin layers, and can be applied directly from the jar without thinning for a perfect finish. When used through the airbrush, we recommend spraying 6 inches (15 cm) away from the surface. It is non-toxic and odorless, and dries completely in 24 hours.



A.MIG-8157

LUCKY VARNISH DISPLAY *Caja entera de Lucky Varnish*

(4 Kind Lucky Varnish x 8 pics each)

The application of varnishes has long been a challenge for all levels of modelling. Many projects have met a disastrous end because of poor quality varnishes or incorrect application.

For the first time AMMO offers a complete and new varnish range that will allow the modeller to achieve success with any project. For these new varnishes we have developed new formulas over several years until being 100% sure that the modeller will always win the varnish game. Do not take any chances! Trust in the winning combination of the new LUCKY VARNISH. With the LUCKY VARNISH line, the modeller can work with confidence and not depend on luck or an unfamiliar product. Be sure to have each finish on hand for all of your modeling projects ranging from aircraft finishes, civilian vehicles, tanks, robots, and figures.

THINNERS AND CLEANERS

Diluyentes y limpiadores

AMMO.F-500

RETARDER

Retardante

17 mL jar

High-quality product specifically designed to be used with AMMO acrylics for slowing down the drying time. This alteration allows you to blend the colours together more easily and without applying pressure. This also helps with feathering the colours, avoiding tide marks with acrylic washes, and achieving softer colour and tonal gradations. AMMO colours are easy to use: simply add some retarder to your paint mix and enjoy the characteristics of this flexible acrylic product. Compatible with other acrylic brands. Odourless and non-toxic.




A.MIG-2000

ACRYLIC THINNER

Diluyente para acrílicos

60 mL

Water based thinner specifically designed for use with AMMO acrylics, but compatible with other acrylic brands as well. Non-toxic and odorless.



A.MIG-2001

CLEANER

Limpiador

100 mL

Cleaning solution designed for removing acrylics from brushes and airbrushes. Non-toxic.



A.MIG-2016

TRANSPARATOR 17 ML

Transparator 17ml

Product to thin acrylic paints in semitransparent coats
17 mL jar

Water based thinner specifically designed for use with AMMO acrylics, also compatible with other acrylic brands as well. This is the necessary product for painting semi-transparent acrylic coats with brush or airbrush easily without changing the quality and finish of paint.



A.MIG-2017

TRANSPARATOR 60 ML

Transparator 60ml

Product to thin acrylic paints in semitransparent coats
60 mL jar

Water based thinner specifically designed for use with AMMO acrylics, also compatible with other acrylic brands as well. This is the necessary product for painting semi-transparent acrylic coats with brush or airbrush easily without changing the quality and finish of paint.



ACRYLIC SETS

Sets Acrílicos



High quality water base acrylic paints. Each color has been researched, analyzed, and developed for maximum accuracy to obtain the most accurate colors on each model. Our range is specially formulated for maximum brush & airbrush performance in just one bottle. 17ml jar. Each jar includes a dropper and a stainless steel agitator to facilitate mixture. Water soluble, odorless, non-flammable and non-toxic. Shake thoroughly before each use. We recommend A.MIG-2000 Acrylic Thinner for thinning if necessary and A.MIG-2017 Transparator for semi-transparent coats. Dries completely in 24 hours in a high resistant coat.



Pintura acrílica base agua de la más alta calidad. Cada color ha sido analizado, investigado y desarrollado por expertos para obtener la máxima fidelidad al color real y poder obtener el color exacto en nuestras maquetas. Nuestra gama está desarrollada para obtener los máximos resultados tanto a aerógrafo como a pincel comprando un solo bote. Cada bote de 17 mL incluye un dosificador y un agitador de acero inoxidable para facilitar el mezclado. Solubles en agua, inodoras, no inflamables y no tóxicas. Agitar completamente antes de usar. Recomendamos diluir con A.MIG-2000 Acrylic Thinner en caso de necesidad y A.MIG-2017 Transparator para obtener capas semitransparentes. Secan completamente en 24 horas en un capa de alta resistencia.



A.MIG-7100

EARLY GERMAN COLORS

Colores alemanes de principios de guerra

Camouflage colors used from 1939 to 1944

Acrylics paints. 6 jars. 17 ml

Set for painting German Army vehicles, especially the colors used from 1939 until the end of 1944. With this set modellers can paint German tanks without complex mixtures or hours of intensive research.

Included colors:

- A.MIG-002 RAL 6003 OLIVGRÜN OPT.2
- A.MIG-008 RAL 7021 DUNKELGRAU
- A.MIG-010 RAL 7028 DUNKELGELB (MID WAR)
- A.MIG-015 RAL 8017 SCHOKOBRAUN
- A.MIG-017 RAL 9001 CREMEWEISS
- A.MIG-018 WAFFEN SS - POLIZEI GRÜN



A.MIG-7101

LATE WAR GERMAN COLORS

Colores alemanes de finales de guerra

Camouflage colors used from 1944 to 1945

Acrylics paints. 6 jars. 17 ml

In late 1944, the German army introduced new rules and new variants in the colors used for painting their vehicles. With this set modellers can paint German late war tanks without complex mixtures thanks to our extensive historical research.

Included colors:

- A.MIG-001 RAL 6003 OLIVGRÜN OPT.1
- A.MIG-003 RAL 6011 RESEDAGRÜN
- A.MIG-004 RAL 6011 B RESEDAGRÜN
- A.MIG-011 RAL 7028 DUNKELGELB AUS '44 DG I
- A.MIG-012 RAL 7028 DUNKELGELB AUS '44 DG III
- A.MIG-014 RAL 8012 ROTBRAUN



A.MIG-7105

TIRES AND TRACKS / Ruedas y orugas

Acrylic paint set to paint rubber tires and rusty and dusty tracks

Acrylics paints. 6 jars. 17 ml

Acrylic set for painting rubber tires and tracks for all vehicles. This set includes two rubber tones, A.MIG-032 Satin Black for new tires and rubber surfaces, and A.MIG-033 Rubber & Tires for old rubber surfaces. Use A.MIG-034 Rust Tracks and A.MIG-035 Dark Tracks to paint tracks of all kinds. This set also includes A.MIG-072 Dust and A.MIG-073 Earth to add dirt effects on the wheels and tracks.

Included colors:

- A.MIG-032 SATIN BLACK
- A.MIG-033 RUBBER & TIRES
- A.MIG-034 RUST TRACKS
- A.MIG-035 DARK TRACKS
- A.MIG-072 DUST
- A.MIG-073 EARTH



A.MIG-7106

RUST EFFECTS COLORS / Colores para efectos de oxidación

Acrylic paint set for rust, chipping and all corrosion effects

Acrylics paints. 6 jars. 17 ml

Acrylic water based paint set for rust, chipping, and all types of corrosion effects. The set includes five rusty tones with a matt finish to create a rusty surface. It also includes A.MIG-044 which is a helpful dark brown color in a satin finish to obtain dark/rusted steel chipping effects for tanks and any other kind of steel vehicles.

Included colors:

- A.MIG-039 LIGHT RUST
- A.MIG-040 MEDIUM RUST
- A.MIG-041 DARK RUST
- A.MIG-042 OLD RUST
- A.MIG-043 SHADOW RUST
- A.MIG-044 CHIPPING



A.MIG-7107

1935-1945 SOVIET CAMOUFLAGES / Camuflajes soviéticos 1935-1945

Soviet tanks colors from 1935 to 1945
Acrylics paints. 6 jars. 17 ml

Acrylic paints set for the Red Army vehicles during the 1935-1945 period. Includes the widely used green khaki 4B0, the 7K sand, 6K brown, and two green colors of interwar period also seen at the beginning of World War II: the 3BAU and a green protective coating.

- Included colors:
A.MIG-019 4B0 RUSSIAN GREEN
A.MIG-020 6K RUSSIAN BROWN
A.MIG-021 7K RUSSIAN TAN
A.MIG-022 3BAU BASIC PROTECTOR ALKID ... NO-URETANOVAYA
A.MIG-023 PROTECTIVE GREEN
A.MIG-024 WASHABLE WHITE CAMO



A.MIG-7108

INTERIOR COLORS: GERMAN TANKS / Colores de interiores para vehículos alemanes

Accurate colors for interiors of German tanks
Acrylics paints. 6 jars. 17 ml

Specific set for painting the interior colors of WWII German vehicles. All 6 acrylic colors are formulated for use with both brush and airbrush. The scale reduction will allow you to apply the correct colors to your models.

- Included colors:
A.MIG-014 RAL 8012 ROTBRAUN
A.MIG-017 RAL 9001 CREMEWEISS
A.MIG-080 BRIGHT GREEN AMT-4
A.MIG-096 CRYSTAL PERISCOPE GREEN,
A.MIG-908 GREY BASE
A.MIG-912 RED BROWN SHADOW



A.MIG-7109

MODERN RUSSIAN CAMO COLORS / Camuflajes rusos modernos

Colors used by the Russian AVFs in the actual days
Acrylics paints. 6 jars. 17 ml

Acrylic paint set for accurately painting modern Russian vehicles. Includes a green khaki tone, oil ochre, grey, light green khaki, yellow grey, and black. This set represents a selection of the colors used in recent years for Russian vehicles.

- Included colors:
A.MIG-046 MATT BLACK
A.MIG-055 OIL OCHRE
A.MIG-056 GREEN KHAKI
A.MIG-057 YELLOW GREY
A.MIG-058 LIGHT GREEN KHAKI
A.MIG-059 GREY



A.MIG-7110

WW I & WW II FRENCH CAMOUFLAGE COLORS / Colores franceses de la 1GM y 2GM

Accurate colors for French WWI & WWII
Acrylics paints. 6 jars. 17 ml

Acrylic water based paint set for painting French vehicles from 1916 to 1940. This set includes the six most common colors used by the French military with scale reduction effect which allows you to obtain the correct color on your models.

- Included colors:
A.MIG-060 PALE GREEN
A.MIG-061 WARM SAND-YELLOW
A.MIG-062 FRENCH BLUE
A.MIG-063 PALE GREY
A.MIG-064 EARTH BROWN
A.MIG-065 FOREST GREEN



A.MIG-7111

WW I BRITISH & GERMAN COLORS / Colores británicos y alemanes de la 1GM

Accurate colors for WWI British & German
Acrylics paints. 6 jars. 17 ml

Acrylic water based paint for painting WW I German and UK vehicles.

- Included colors:
A.MIG-077 DULL GREEN
A.MIG-078 OCHRE EARTH
A.MIG-079 CLAY BROWN
A.MIG-074 GREEN MOSS
A.MIG-075 STONE GREY
A.MIG-076 BROWN SOIL
A.MIG-078 OCHRE EARTH



A.MIG-7112

TOOLS COLORS / Colores para herramientas

Basic colors to paint the tools of your tanks
Acrylics paints. 6 jars. 17 ml

Acrylic set for painting wooden details such as tool handles and all other wooden objects. This set includes three wooden tones, a metallic color, and a Bakelite color for some German tool handles. This set also includes a versatile and useful dark brown color used to create shadows and wood grain, as well as rust on metal components.

- Included colors:
A.MIG-036 OLD WOOD
A.MIG-037 NEW WOOD
A.MIG-038 LIGHT WOOD
A.MIG-043 SHADOW RUST
A.MIG-045 GUN METAL
A.MIG-913 RED BROWN BASE.



A.MIG-7113

YOM KIPPUR WAR COLORS / Colores de la guerra de Yom Kipp

Egyptian and Syrian camouflage colors from 1967 to today
Acrylics paints. 6 jars. 17 ml

Acrylic set with the appropriate colors for painting Syrian and Egyptian vehicles from 1967 to present day, especially those used in the Yom Kippur War in 1973. The colors in this set are completely researched, allowing modellers to paint attractive Arab tanks camouflages without complex mixtures.

- Included colors:
A.MIG-029 DESERT SAND
A.MIG-030 SAND YELLOW
A.MIG-911 GREY SHINE
A.MIG-914 RED BROWN LIGHT
A.MIG-915 DARK GREEN
A.MIG-931 RUSSIAN DARK BASE.



A.MIG-7123

WEAPONS COLORS / Colores para armas

All colors you need for any 20th and 21st century weapons
Acrylics paints. 6 jars. 17 ml

This set includes A.MIG-192 Polished Metal and A.MIG-045 Gun Metal for the metal components of weapons, A.MIG-032 Satin Black for plastic parts such as the furniture of an M16, A.MIG-923 Red Brown Shine for Bakelite and reddish brown plastics, A.MIG-913 Red Brown Base and A.MIG-912 Red Brown Shadow for wooden components.

- Included colors:
A.MIG-192 POLISHED METAL
A.MIG-045 GUN METAL
A.MIG-032 Satin Black
A.MIG-923 RED BROWN SHINE
A.MIG-913 RED BROWN BASE
A.MIG-912 RED BROWN SHADOW



A.MIG-7116

WARGAME EARLY AND DAK GERMAN SET Set wargame colores alemanes iniciales y DAK

Specific colors for WW II Wargames
Acrylics paints. 6 jars. 17 ml

This specially designed set for wargames allows you to easily paint early German WWII and Afrika Korps vehicles. This set includes 3 colors needed to add lights, shadows and volume to the base color of our vehicle and common camouflages of the era.

- Included colors:
A.MIG-009 RAL7027 SANDGRAU
A.MIG-010 RAL 7028 DUNKELGELB (EARLY)
A.MIG-016 RAL8020 GELBBRAUN
A.MIG-908 GREY BASE
A.MIG-909 GREY LIGHT BASE
A.MIG-911 GREY SHINE



A.MIG-7117

WARGAME 1943-1945 GERMAN SET / Set wargame colores alemanes 1943-1945

Specific colors for WW II Wargames
Acrylics paints. 6 jars. 17 ml

This specially designed set for wargames allows you to easily paint German mid war vehicles of WWII. This set includes 3 colors needed to add lights, shadows and volume to the base color of our vehicle and common camouflages of the era..

- Included colors:
A.MIG-902 DUNKELGELB BASE
A.MIG-904 DUNKELGELB HIGH LIGHT
A.MIG-905 DUNKELGELB SHINE
A.MIG-002 RAL 6003 OLIVGRÜN OPT. 2
A.MIG-003 RAL 6011 RESEDAGRÜN
A.MIG-015 RAL 8017 SCHOKOBRAUN



A.MIG-7118

WARGAME 1945 LATE GERMAN SET / Set wargame colores finales alemanes 1945

Specific colors for WW II Wargames
Acrylics paints. 6 jars. 17 ml

This specially designed set for wargames allows you to easily paint late WW II German vehicles. This set includes 3 colors needed to add lights, shadows and volume to the base color of our vehicle and common camouflages of the era.

- Included colors:
A.MIG-011 RAL 7028 DUNKELGELB AUS '44 DG I
A.MIG-012 RAL 7028 DUNKELGELB AUS '44 DG III
A.MIG-915 DARK GREEN
A.MIG-916 GREEN BASE
A.MIG-917 LIGHT GREEN
A.MIG-014 RAL 8012 ROTBRAUN



A.MIG-7119

WARGAME US ARMOR SET / Set wargame colores americanos 2GM

Specific colors for WW II Wargames
Acrylics paints. 6 jars. 17 ml

This specially designed set for wargames allows you to easily paint attractive US WW II vehicles. This set includes 3 colors needed to add lights, shadows and volume to the base color of our vehicle and common camouflages of the era.

- Included colors:
A.MIG-925 OLIVE DRAB DARK BASE
A.MIG-927 OLIVE DRAB LIGHT BASE
A.MIG-929 OLIVE DRAB SHINE
A.MIG-037 NEW WOOD
A.MIG-046 MATT BLACK
A.MIG-058 LIGHT GREEN KHAKI



A.MIG-7124

WWII AMMUNITION COLORS / Colores de munición de la 2ª Guerra Mundial

Acrylic colors set
Acrylics paints. 6 jars. 17 ml

A basic set with the most common colors used for WWII ammunition. Includes paints for ammunition belts as well as German, USA, Soviet and British tank shells. Some rounds had the projectiles painted in different colors such as yellow and green, while others were metallic or black.

- Included colors:
A.MIG-191 STEEL
A.MIG-197 BRASS
A.MIG-032 SATIN BLACK
A.MIG-048 YELLOW
A.MIG-199 COPPER
A.MIG-001 RAL 6003 OLIVGRÜN OPT.1



A.MIG-7125

UKRAINE ATO COLORS / Set de camuflajes soviéticos

Acrylics Colors Set
Acrylics paints. 6 jars. 17 ml

The war in eastern Ukraine or "Anti Terrorist Operation ATO" of 2014 and 2015 has become one of the most popular worldwide modeling objects. The large amount of photos and information about the vehicles that are participating here has made many modelers choose this topic.

- Included colors:
A.MIG-048 YELLOW
A.MIG-051 LIGHT GREEN KHV-553M
A.MIG-052 DEEP GREEN
A.MIG-083 ZASHCHITNIY ZELENO (RUSSIAN POSTWAR GREEN) KHV 518
A.MIG-086 BLUE (RAL 5019)
A.MIG-914 RED BROWN LIGHT



LAST UNITS

A.MIG-7126

NOVOROSSIYA COLORS / Colores Novorossiya

Acrylics Colors Set
Acrylics paints. 6 jars. 17 ml

In 2014 the eastern regions of Ukraine Donetsk and Lugansk (Donbas), part of the New Russia, rebelled against the central government and began a protracted war mainly supported by the Russians, providing armored vehicles to separatists. Although initially the "rebels" used vehicles captured from the Ukrainian army, with time new vehicles of Russian origin begin to appear. As the Ukrainian army used many colors in common with the Russian army and everything was mixed in the battlefield, the rebels decided to use a highly visible and common green, the color A.MIG 054, to identify and distinguish their vehicles from Ukrainians.

- Included colors:
A.MIG-053 PROTECTIVE NC 1200
A.MIG-054 SIGNAL GREEN
A.MIG-057 YELLOW GREY PKHV 4
A.MIG-070 MEDIUM BROWN DARK EARTH (BS 450)
A.MIG-911 GREY SHINE PKHV 23
A.MIG-932 RUSSIAN BASE ZIS 50



LAST UNITS

A.MIG-7128

BLACK & WHITE TECHNIQUE SET Set para la técnica de blanco & negro

Special Black&White technique leaflet
Acrylics paints. 6 jars. 17 ml

Acrylic water based paint set for creating the original and famous Black & White technique created by Jose Lopez. This innovative set is designed to create the Black & White technique, creating realistic highlights and shadows as well as dramatic lighting effects with this definitive acrylic color set.

- Included colors:
A.MIG-2016 TRANSPARATOR,
A.MIG-0046 MATT BLACK,
A.MIG-0050 MATT WHITE,
A.MIG-0024 WASHABLE WHITE,
A.MIG-0104 WASHABLE BLACK,
A.MIG-0090 ACRYLIC SATIN VARNISH



HOW TO
(page 130)

Or find more information with the following QR code



STEP-BY-STEP



A.MIG-7129

MODERN AMMUNITION SET / Set de munición moderna

Acrylic colors set
Acrylics paints. 6 jars. 17 ml

A basic set for all kind of modern munitions dating from the end of World War II to present. Includes the accurate colors for ammunition of different colors like metallic blue, green, black, aluminum or brass cartridges, etc.

- Included colors:
A.MIG-194 ALUMINUM
A.MIG-196 WARHEAD METALLIC BLUE
A.MIG-197 BRASS
A.MIG-032 SATIN BLACK
A.MIG-081 US OLIVE DRAB (FS 24087)
A.MIG-212 FS 26373 SILVER GREY



A.MIG-7127

ROBOTS & MECHAS COLORS / Colores de robots y mechas

Acrylic Colors Set
Acrylics paints. 6 jars. 17 ml

The first set in a series specially designed for Mechas. This set contains six colors for some of the most popular Mechas. Accurate colors formulated with this modeling genre in mind.

- Included colors:
A.MIG-048 YELLOW
A.MIG-049 RED
A.MIG-103 MEDIUM BLUE
A.MIG-119 COLD GRAY
A.MIG-120 LIGHT BROWN-GRAY
A.MIG-204 FS 36118 MEDIUM GUNSHIP GRAY



A.MIG-7130

STAR DEFENDERS SCI-FI COLORS / Star Defenders colores Ciencia Ficción

Acrylic Colors Set
Acrylics paints. 6 jars. 17 ml

This set includes a selection of some of the most common colors used for spacecraft and vehicles. This set is focused on ships featured in films such as Space 1999, Galactica Viper, and others which feature predominately light gray craft with red for identifying signals and markings. Two metallic paint colors are included for some androids and metal parts featured on some ships.

- Included colors:
A.MIG-049 RED
A.MIG-050 MATT WHITE
A.MIG-059 GREY
A.MIG-061 WARM SAND-YELLOW
A.MIG-195 SILVER
A.MIG-198 GOLD



A.MIG-7131

SPACE FIGHTERS SCI-FI COLORS / Space Fighters colores Ciencia Ficción

Acrylic Colors Set
Acrylics paints. 6 jars. 17 ml

This set includes a selection of some of the most common colors used for spacecraft and vehicles. This set is focused on ships featured in film such as Galactica Cylon fighter, some imperial fighters, and other enemy ships where dark gray and black dominate. The color black is also used to darken the color Titanium for some metal components, glass parts, and engine nozzles.

- Included colors:
A.MIG-046 MATT BLACK
A.MIG-047 SATIN WHITE
A.MIG-099 CRYSTAL BLACK BLUE
A.MIG-193 TITANIUM
A.MIG-204 FS 36118 MEDIUM GUNSHIP GRAY
A.MIG-210 FS 35237 BLUE GRAY AMT-11



A.MIG-7149

GREEN MECHAS COLORS / Colores verdes para mechas

Acrylic Colors Set
Acrylics paints. 6 jars. 17 ml

A set specially designed for Mechas and other sci-fi subjects. This set contains six colors for some of the most popular Mechas, for example Zakus. Exclusive set includes 4 different shades of green, perfect to add interest and different color tones to each plate, a blue and an acrylic gun metal.

- Included colors:
A.MIG-0023 PROTECTIVE GREEN
A.MIG-0045 GUN METAL
A.MIG-062 BLUE
A.MIG-077 DULL GREEN
A.MIG-0082 INTERIOR LIGHT GREEN
A.MIG-0201 LIGHT GRAY GREEN



A.MIG-7153

SPACE LEGIONS COLOR SET / Set de colores legiones del espacio

Specific colors for WW II Wargames
Acrylics paints. 6 jars. 17 ml

The definitive selection of painting and finishing colors for hoards of space armies. With both Polished Metal and Gold metal acrylic colors for metal surfaces and effects, and authentic colors for your space legion's identifying signals and markings.

- Included colors:
A.MIG-086 BLUE (RAL 5019)
A.MIG-121 BLOOD RED
A.MIG-122 BONE
A.MIG-123 MARINE BLUE
A.MIG-192 POLISHED METAL
A.MIG-198 GOLD.



A.MIG-7154

FUTURISTIC WARZONE SCENARIOS COLOR SET / Set de colores warzone de escenarios futuristas

Specific colors for WW II Wargames
Acrylics paints. 6 jars. 17 ml

Setting is everything for war gaming, and futuristic warzones colors set delivers a dynamic range of acrylic colors for battlegrounds, buildings, crates, bunkers, and the debris of war.

- Included colors:
A.MIG-045 GUN METAL
A.MIG-060 PALE GREEN
A.MIG-097 CRYSTAL ORANGE
A.MIG-124 LIME GREEN
A.MIG-125 GOLD YELLOW (RLM 04 GELB)
A.MIG-190 OLD BRASS



A.MIG-7155

SCI-FI GROUND VEHICLES COLOR SET / Colores de ciencia ficción para vehículos terrestre

Specific colors for WW II Wargames
Acrylics paints. 6 jars. 17 ml

This set includes a selection of accurate colors to paint science fiction and fantasy ground vehicles, for example the marines APC in 'Aliens' or any other futuristic subject.

- Included colors:
A.MIG-062 FRENCH BLUE
A.MIG-095 CRYSTAL SMOKE
A.MIG-129 ORANGE
A.MIG-194 MATT ALUMINUM
A.MIG-209 FS 36495 LIGHT GREY
A.MIG-911 GREY SHINE



A.MIG-7156

REALISTIC ROBOTS COLOR SET / Colores realistas para robots

Specific colors for WW II Wargames
Acrylics paints. 6 jars. 17 ml

The definitive selection of colors for painting and finishing your robots, armored suits, and science fiction model kits with a realistic and urban terrain look similar to some Manga comic books and recent videogames such as Titanfall. All 6 colors are acrylic and formulated for maximum performance both with brush and airbrush. The scale reduction effect allows you to apply the correct color on your models.

Included colors:

- A.MIG-098 CRYSTAL LIGHT BLUE
- A.MIG-119 COLD GRAY
- A.MIG-120 LIGHT BROWN-GRAY
- A.MIG-908 GREY BASE
- A.MIG-922 RED PRIMER HIGH LIGHTS
- A.MIG-934 RUSSIAN HIGH LIGHTS



A.MIG-7157

PURPLE MECHAS COLOR SET / Colores fantasía para mecha

Specific colors for WW II Wargames
Acrylics paints. 6 jars. 17 ml

This unique set is designed for Mechas and other Sci-Fi subjects in shades of purple. This set includes 6 different acrylic colors used for various schemes and includes Purple and Violet, Satin White and Cyan to add contrast, and Silver Grey and a dark grey shade of Schwartzgrau for the internal skeleton and joints.

Included colors:

- A.MIG-0047 SATIN WHITE
- A.MIG-0126 VIOLET
- A.MIG-0127 PURPLE
- A.MIG-0218 RLM 66 SCHWARTZGRAU
- A.MIG-0212 FS 26373 SILVER GREY
- A.MIG-0128 CYAN



A.MIG-7158

METALLIC MECHAS COLOR SET / Colores metálicos para mechas

Specific colors for WW II Wargames
Acrylics paints. 6 jars. 17 ml

Metallic colors set specifically selected for Sci-Fi subjects, civilian vehicles, and Mechas. This set includes Metallic Orange, Metallic Red, and Copper for red Mechas, as well as Metallic Blue, Brass, and Steel colors for the internal skeleton and joints.

Included colors:

- A.MIG-0189 METALLIC ORANGE
- A.MIG-0188 METALLIC RED
- A.MIG-0199 COPPER
- A.MIG-0196 WARHEAD METALLIC BLUE
- A.MIG-0197 BRASS
- A.MIG-0191 STEEL



A.MIG-7159

MODERN USA ARMY COLORS / Colores modernos del ejército USA

Acrylic Colors Set
Acrylics paints. 6 jars. 17 ml

A selection of the most accurate colors for a wide variety of modern and in service U.S. Army vehicles including M1A1, MRAPs, M109, M113 and M2 and many others.

Included colors:

- A.MIG-046 MATT BLACK
- A.MIG-085 NATO BROWN
- A.MIG-025 US MODERN VEHICLES FS33446
- A.MIG-081 US OLIVE DRAB FS24087
- A.MIG-082 INTERIOR LIGHT GREEN
- A.MIG-084 NATO GREEN



A.MIG-7160

MYTHICAL RUSSIAN GREEN COLORS 1935-2016 / Colores verdes rusos míticos

Acrylic Colors Set
Acrylics paints. 6 jars. 17 ml

Inspired by the mythical might of Russian armor spanning decades, conflicts, and AFV evolution. This thorough selection of camouflage greens accurately represents a wide range of iconic Russian vehicles from the early T17 tankette, the iconic T34, KV1, IS series, through to the T-55 - T90s seen on the modern battlefield.

Included colors:

- A.MIG-019 4B0 RUSSIAN GREEN
- A.MIG-022 3B AU AKINDO-URETANOVAYA
- A.MIG-023 PROTECTIVE GREEN
- A.MIG-053 PROTECTIVE GREEN NC 100
- A.MIG-915 DARK GREEN (BS 241)
- A.MIG-932 RUSSIAN BASE



A.MIG-7161

MODERN RUSSIAN CAMO COLORS VOL.2 / Colores camuflaje rusos modernos vol.2

Acrylic Colors Set
Acrylics paints. 6 jars. 17 ml

Authentic Russian colors for painting modern vehicles camouflage schemes. In addition to Vol.1, comes this selection of authentic colors for camouflage schemes currently in use on a wide variety of vehicles in numerous contemporary conflicts.

Included colors:

- A.MIG-046 MATT BLACK
- A.MIG-051 LIGHT GREEN KHV-553M
- A.MIG-057 YELLOW GREY
- A.MIG-070 MEDIUM BROWN DARK EARTH (BS 450)
- A.MIG-083 ZASHCHITNIY ZELENO (RUSSIAN POSTWAR GREEN)
- A.MIG-210 FS 35237 BLUE GRAY AMT-11



A.MIG-7162

RUSSIAN EXPO CAMOUFLAGE SCHEME / Esquema de camuflaje russian expo

Acrylic Colors Set
Acrylics paints. 6 jars. 17 ml

The authentic color range created by the UVZ design team to be used for the Russian Arms Fair. Although this is not an official color of the Russian army in the field, displays of modern camouflage including splinter camouflage schemes are seen on T-14, T-15, and various vehicles.

Included colors:

- A.MIG-130 FADED YELLOW
- A.MIG-041 DARK RUST
- A.MIG-102 OCHRE BROWN
- A.MIG-061 WARM SAND YELLOW
- A.MIG-119 COLD GRAY
- A.MIG-210 FS 35237 BLUE GRAY AMT-11



A.MIG-7163

ISRAEL DEFENSE FORCES SPECIAL EDITION / Israel Defense Forces edición especial

Acrylic Colors Set
Acrylics paints. 6 jars. 17 ml

Exclusive limited edition set with accurate colors for painting the full range of Israeli vehicles from all time periods. Here you will find for the first time, a new formula for Sand Grey 73' and Sinai Grey 82' accurately matched to real IDF vehicles and real color samples. This set also includes the widely used IDF Green from earlier conflicts.

Included colors:

- A.MIG-066 FADED SINAI GREY
- A.MIG-067 LIGHT SAND GREY
- A.MIG-068 IDF GREEN
- A.MIG-049 RED
- A.MIG-131 REAL IDF SINAI GREY '82
- A.MIG-132 REAL IDF SAND GREY '73



A.MIG-7165

KING TIGER INTERIOR COLOR (SPECIAL TAKOM EDITION) VOL.1
Colores interiores del King Tiger (edición especial Takom) vol.1

Acrylic Colors Set
 Acrylics paints. 6 jars. 17 ml

This set includes the necessary and accurate colors to paint the interior of a King Tiger. From the Cremeweiss color for the fighting compartment to the green of transmission and gearboxes through to the engine colors. Although the set is a special edition for Takom's King Tiger, it serves to paint any other King Tiger and many other German tanks during the end of the war.

- Included colors:
A.MIG-003 Reseda green
A.MIG-014 RAL 8012 Rotbraun
A.MIG-017 RAL 9001 Cremeweiss,
A.MIG-194 Matt Aluminum
A.MIG-197 Brass
A.MIG-218 RLM 66 Schwartzgra.



A.MIG-7166

KING TIGER EXTERIOR COLOR (SPECIAL TAKOM EDITION) VOL.2
Colores exteriores del King Tiger (edición especial Takom) vol.2

Acrylic Colors Set
 Acrylics paints. 6 jars. 17 ml

This set includes the necessary and accurate colors to paint the exterior of a King Tiger. From the characteristic Dunkelgelb base colors and brown and green camouflage of many camouflage patterns, to the accurate colors for tools and tracks, including the washable white paint for winter camouflage. Although the set is a special edition for Takom's King Tiger, it serves to paint any other King Tiger and many other German tanks during the end of the war.

- Included colors:
A.MIG-002 RAL 6003 Olivgrün OPT. 2
A.MIG-010 RAL 7028 Dunkelgelb (Early)
A.MIG-015 RAL 8017 Schokobraun
A.MIG-024 Washable White
A.MIG-035 Dark Tracks
A.MIG-037 New Wood



A.MIG-7169

SET SHERMAN TANKS VOL. 1 (WWII COMMONWEALTH)
Colores interiores del King Tiger (edición especial Takom) vol.1

Acrylic Colors Set
 Acrylics paints. 6 jars. 17 ml

Tens of thousands of this famous American tanks were built during WWII. In addition to its use by US forces, the M4 Sherman also served with many Allied countries. This set includes the most common colors used to camouflage British and Commonwealth Sherman tanks. From the usual greens to the distinctive Dark Slate color, through Light Mud, and the light tones used in North Africa and Italy.

- Included colors:
A.MIG-061 BS 381C NO.61 LIGHT STONE. Widely used from 1940 to 1943 in North Africa and Italy,
A.MIG-110 SCC 1 A. Camouflage color in use during 1941-42,
A.MIG-111 SCC 2. Standard base color during the 1942-44 period. also used in 1941,
A.MIG-112 SCC 15. Bronze green color used in monotone schemes since 1944,
A.MIG-113 KHAKI GREEN NO.3. A common base color from 1939 until 1941, but also in use in 1942,
A.MIG-217 BS 381C NO.34 Dark slate. used as camouflage color from 1940 to 1943.



A.MIG-7170

SET SHERMAN TANKS VOL. 2 (WWII EUROPEAN THEATER OF OPERATIONS)
Set Sherman Tanks Vol. 2 (WWII European Theater of Operations)

Acrylic Colors Set
 Acrylics paints. 6 jars. 17 ml

Tens of thousands of this famous American tanks were built during WWII. In addition to its use by US forces, the M4 Sherman also served with many Allied countries. This set includes the colors used to paint the Sherman tanks deployed by the US Army in the European Theater of Operations. In addition to the well-known Olive Drab, we can find two washable colors to represent makeshift mud camouflages and whitewash winter patterns. This set also includes black and a sand tone used as camouflage over the Olive drab factory finish by some units in certain areas of operation.

- Included colors:
A.MIG-024 WASHABLE WHITE CAMO
A.MIG-046 MATT BLACK
A.MIG-105 WASHABLE DUST (RAL 8000)
A.MIG-135 BURNT CINNAMON
A.MIG-138 DESERT YELLOW
A.MIG-926 OLIVE DRAB BASE



A.MIG-7171

SET SHERMAN TANKS VOL. 3 (WWII US MARINE CORPS)

Set Sherman Tanks Vol. 3 (WWII US Marine Corps)

Acrylic Colors Set

Acrylics paints. 6 jars. 17 ml

Tens of thousands of this famous American tanks were built during WWII, and in addition to its use by US forces, the M4 Sherman also served with many Allied countries. This set includes accurate colors to paint Sherman tanks employed by the US Marine Corps. Besides the distinctive "Marine Green", this versatile set includes all other camouflage colors most commonly used by the USMC in the Pacific Theater of Operations.

Included colors:

- A.MIG-046 MATT BLACK
- A.MIG-135 CINNAMON
- A.MIG-138 DESERT YELLOW
- A.MIG-139 RED EARTH
- A.MIG-915 DARK GREEN (BS 241)
- A.MIG-926 OLIVE DRAB BASE



A.MIG-7176

VEGETATION DIORAMA COLORS

Colores Vegetación Dioramas

Acrylic Colors Set

Acrylics paints. 6 jars. 17 ml

Specially designed natural color set to be used for realistically painting any scenario simulating nature. This exclusive set includes six earthy and green tones, perfect for applying the various shades of the terrain and vegetation that you want to represent. With these unique colors, we can obtain the most realistic finishes in our dioramas. 17 mL jars. Water soluble, odourless, and non-toxic. Shake well before each use. Each jar includes a stainless steel agitator to facilitate mixture. We recommend A.MIG -2000 Acrylic Thinner for correct thinning. Colors dry completely in 24 hours.

Included colors:

- A.MIG-007 DUNKELBRAUN
- A.MIG-0074 GREEN MOSS
- A.MIG-0065 FOREST GREEN
- A.MIG-0064 EARTH BROWN
- A.MIG-0102 OCHRE BROWN
- A.MIG-0916 GREEN BASE



A.MIG-7178

BASIC ACRYLIC COLORS

Colores Acrílicos Básicos

Acrylic Colors Set

Acrylics paints. 6 jars. 17 ml

Set specially designed to provide you with the essential colors to paint any model to scale. This exclusive set includes six basic colors necessary to achieve different shades by using them both individually and by mixing them with each other or with others. These colors will allow you to obtain the most realistic finishes in our models. 17 mL jars. Water soluble, odourless, and non-toxic. Shake well before each use. Each jar includes a stainless steel agitator to facilitate mixture. We recommend A.MIG -2000 Acrylic Thinner for correct thinning. Colors dry completely in 24 hours.

Includes the colors:

- A.MIG-0032 BLACK
- A.MIG-0047 WHITE
- A.MIG-0048 YELLOW
- A.MIG-0049 RED
- A.MIG-0123 CYAN
- A.MIG-0124 GREEN



A.MIG-7177

URBAN DIORAMA COLORS

Colores Dioramas Urbanos

Acrylic Colors Set

Acrylics paints. 6 jars. 17 ml

Set of 6 colors specifically designed to represent the different tones and colors you can find in an urban environment. From painting a brick wall, a stone wall, to paved you. Used separately or in combination with each other, with a brush or airbrush, these paints will allow as to obtain super realistic finishes in our scenes and dioramas. Each color is optimally formulated to obtain the maximum performance with both brush and airbrush.

Included colors:

- A.MIG-0041 DARK RUST
- A.MIG-0102 OCHRE BROWN
- A.MIG-0921 RED PRIMER LIGHT BASE
- A.MIG-0064 EARTH BROWN
- A.MIG-0059 DARK CONCRETE
- A.MIG-0075 LIGHT CONCRETE



A.MIG-7471

RAILWAY FAST METHOD PAINT SET
Railway Fast Method Paint Set

Acrylic Colors Set
Acrylics paints. 6 jars. 17 ml

Finally a quick and easy method for painting your railroad tracks using only 6 colors applied with your airbrush. One of the main issues faced by model railroaders is painting the endless track sections. By using these 6 colors, you can create convincingly realistic results very quickly when using the colors in the order indicated.

- Included colors:
AMIG-0034 RUST TRACKS
AMIG-0040 MEDIUM RUST
AMIG-0042 OLD RUST
AMIG-0046 MATT BLACK
AMIG-0072 DUST
AMIG-0073 EARTH.



A.MIG-7174

PANTHER-G Colors Set for Interior and Exterior Set
PANTHER-G Set de Colores para Interior y Exterior

Accurate colors to paint both the interior and exterior of Panther Ausf.G
Acrylics paints. 12 jars. 17 ml

Although this set is a special edition for Rye Field Model's excellent Panther Ausf. G kit, it serves to paint any other Panther Ausf. G and many other German tanks in service at the end of the war. The set includes the necessary colors to paint both the interior and exterior of a Panther Ausf.G. This all inclusive 12 acrylic colors set can be used on vehicles ranging from the initial versions to the final models of the tank. The set also includes a comprehensive and detailed leaflet with a diagram for the interior colors and 8 color profiles of the Panther Ausf.G.

- Included colors:
- | | |
|--|--------------------------------------|
| A.MIG-002 OLIVGRÜN OPT.2 RAL 6003 | A.MIG-017 CREMEWEISS RAL 9001 |
| A.MIG-003 RESEDAGRÜN RAL 6011 | A.MIG-024 WASHABLE WHITE CAMO |
| A.MIG-011 DUNKELGELB AUS'44 DGI- RAL 7028 | A.MIG-062 BLUE GREY |
| A.MIG-012 DUNKELGELB AUS'44 DG III-RAL 7028 | A.MIG-197 BRASS |
| A.MIG-014 ROTBRAUN RAL 8012 | A.MIG-218 RLM 66 SCHWARTZGRAU |
| A.MIG-015 SCHOKOBRAUN RAL 8017 | A.MIG-910 GREY HIGH LIGHT |



A.MIG-7175

METALLIC COLORS SET
Set de Colores Metalicos

Acrylic Colors Set
Acrylics paints. 12 jars. 17 ml

Set specially designed to provide you with the essential colors used to paint any model in metallic colors. This exclusive set includes 12 different metallic tones, perfect to achieve different shades and finishes depending on the type of metal you want to represent. These colors will allow you to obtain the most realistic finishes on airplanes, military vehicles, civilian subjects, and space ships.

- Included colors:
- | | |
|--|---|
| A.MIG-0045 GUN METAL | A.MIG-0194 ALUMINIUM |
| A.MIG-0187 JET EXHAUST BURNT IRON | A.MIG-0195 SILVER |
| A.MIG-0188 METALLIC RED | A.MIG-0196 WARHEAD METALLIC BLUE |
| A.MIG-0191 STEEL | A.MIG-0197 BRASS |
| A.MIG-0192 POLISHED METAL | A.MIG-0198 GOLD |
| A.MIG-0193 TITANIUM | A.MIG-0199 COPPER |



A.MIG-7179

WWII GERMAN TOOL COLORS
Colores de Herramientas Alemanas 2GM

Acrylic Colors Set
Acrylics paints. 12 jars. 17 ml

The most comprehensive set for painting all the small on-board gear and tools carried by WWII German vehicles. These items are of special interest to modelers due to the German practice of storing almost all the tools on the outside of their vehicles. In most cases the storage of tools and other equipment was standardized and presented a fairly uniform appearance in their colours and materials. The ideal selection of AMMO acrylics for all WWII German fans, never again wonder which colours to use on your Panzer III, Tiger I, or Sd.Kfz. 251 halftracks.

- Included colors:
- | | |
|--|--|
| AMIG-0020 RAL 6003 OLIVGRÜN OPT.2 | AMIG-0049 RED |
| AMIG-0008 RAL 7021 DUNKELGRAU | AMIG-0093 CRYSTAL RED |
| AMIG-0010 RAL 7028 DUNKELGELB (MID WAR) | AMIG-0096 CRYSTAL GREEN PERISCOPE |
| AMIG-0014 RAL 8012 ROTBRAUN | AMIG-0138 DESERT YELLOW |
| AMIG-0040 MEDIUM RUST | AMIG-0191 STEEL |
| AMIG-0046 MATT BLACK | AMIG-0194 MATT ALUMINIUM |



SMART SETS

Smart Sets



A.MIG-7114

NATO COLOR SET

Set de Colores de la OTAN

Acrylic paints. 3 jars. 17 ml

With this set modellers can paint authentic three-color NATO camouflage patterns easily without complex mixtures.

Included colors:

- A.MIG-046 BLACK
- A.MIG-084 NATO GREEN
- A.MIG-085 NATO BROWN



A.MIG-7102

AFRICA KORPS SET

Set de colores del Afrika Korps

Acrylic paints. 3 jars. 17 ml

Acrylic paint set for painting Deutsche Afrika Korps vehicles from March 1942 to the bitter end in Tunisia. Finally, modellers can paint DAK vehicles without complex mixtures and hours of research.

Included colors:

- A.MIG-008 RAL 7021 DUNKELGRAU
- A.MIG-009 RAL 7027 SANDGRAU
- A.MIG-016 RAL 8020 GELBBRAUN



A.MIG-7104

BUNDESWEHR AFGHANISTAN SCHEME SET

Set de colores de la Bundeswehr en Afganistán

Acrylic paints. 3 jars. 17 ml

With this set modellers can paint authentic three-color Bundeswehr camouflage pattern for Afghanistan easily without complex mixtures.

Included colors:

- A.MIG-026 RAL 8031 F9 GERMAN SAND BROWN,
- A.MIG-027 RAL8031 F9 GERMAN SAND BEIGE
- A.MIG-028 RAL7050 F7 GERMAN GREY BEIGE



A.MIG-7103

MODERN SYRIAN CAMOUFLAGE SET

Set de colores de vehiculos sirios actuales

Acrylic paints. 3 jars. 17 ml

Acrylic paint set for the modern Syrian army vehicles, this set allows for accurate painting of the most common colors. Modellers will be able to paint these vehicles without complex mixtures and hours of research.

Included colors:

- A.MIG-030 SAND YELLOW
- A.MIG-912 RED BROWN SHADOW
- A.MIG-084 RUSSIAN DARK BASE



A.MIG-7135

VIETNAM COLORS SET

Set de Colores de Vietnam

Acrylic paints. 3 jars. 17 ml

Acrylic paint set with accurate colors for the vehicles of Vietnam War and Cold War. Modellers will be able to paint these vehicles without complex mixtures and hours of research.

Included colors:

- A.MIG-081 US OLIVE DRAB VIETNAM ERA (FS 24087)
- A.MIG-082 US APC INTERIOR GREEN
- A.MIG-083 ZASHCHITNIY ZELENO (RUSSIAN POST WW II GREEN)



A.MIG-7136

RUSSIAN WWII COLORS SET

Set de Colores Rusos 2GM

Acrylic paints. 3 jars. 17 ml

Acrylic paint set with accurate colors for the 3 most common paints used by Russian vehicles during WW II. Modellers can paint these vehicles without complex mixtures and hours of research.

Included colors:

- A.MIG-019 4B0 RUSSIAN GREEN
- A.MIG-020 6K RUSSIAN BROWN
- A.MIG-021 7K RUSSIAN TAN



A.MIG-7137

WW II JAPANESE AFV EARLY COLORS

Colores Japoneses Comienzos de la 2GM

Acrylic paints. 4 jars. 17 ml

This 4 jars set include the camouflage colors used by Imperial Japanese Army during the first stages of World War Two. These colors were used both in China and the Pacific islands from 1937 to 1942.

Included colors:

- A.MIG-048 YELLOW
- A.MIG-069 BLUE GREEN
- A.MIG-070 MEDIUM BROWN
- A.MIG-071 KHAKI



A.MIG-7139

AFGHANISTAN WAR (1979-1989)

Guerra de Afganistán (1979-1989)

Acrylic paints. 3 jars. 17 ml

This set contains the 3 colors most used by USSR Army for desert theaters following 1970 ordinances. For example these colors were used during the Afghanistan war during 1979-89.

Included colors:

- A.MIG-057 YELLOW GREY
- A.MIG-061 WARM SAND-YELLOW
- A.MIG-932 RUSSIAN BASE



A.MIG-7140

BRITISH 1939-45 EUROPEAN COLORS
Colores Británicos 1939-45 Teatro Europeo

Acrylic paints. 4 jars. 17 ml

With this set the modeler can paint British vehicles, from 1939 to 1945 in the European Front (ETO), without hours of research or complex mixtures. From a Matilda Mk I to a late war Firefly, the modeler can find the right colors in this set.

Included colors:

- A.MIG-110 SCC 1A (BRITISH BROWN)
- A.MIG-111 SCC 2 (BRITISH 1941-42 SERVICE DRAB)
- A.MIG-112 SCC 15 (BRITISH 1944-45 OLIVE DRAB)
- A.MIG-113 KHAKI GREEN N°3 (BRITISH 1939-42)



A.MIG-7141

1944-1945 GERMAN STANDARD COLORS
Colores estándar alemanes 1944-1945

Acrylic paints. 3 jars. 17 ml

Despite what many modelers had believed, the colors used by the Germany military were not the same throughout the war. Towards the end of the war, some colors were changing, such as the famous Dunkelgelb or "Dark Yellow". This was lighter in 1944 and even more in 1945.

Included colors:

- A.MIG-003 RAL 6011 RESEDAGRÜN
- A.MIG-011 RAL 7028 DUNKELGELB AUS '44 DG I
- A.MIG-015 RAL 8017 SCHOKOBRAUN



A.MIG-7142

GERMAN FACTORY COLORS
Colores Alemanes de Fábrica

Acrylic paints. 3 jars. 17 ml

Many modelers have found interest in painting their German vehicles with the colors used in factories. In some cases, these tanks went out to fight with those factory colors without being camouflaged, especially at the end of the war when there was no time or supplies to do so.

Included colors:

- A.MIG-014 RAL 8012 ROTBRAUN
- A.MIG-908 GREY BASE
- A.MIG-921 RED PRIMER LIGHT BASE



A.MIG-7143

RUSSIAN GREENS - 1956 TO PRESENT
Verdes Rusos desde 1956

Acrylic paints. 4 jars. 17 ml

We have gathered in one set, the green colors most used from 1956 to the present for lovers and fans of Russian vehicles from all eras. All of these colors are very different from each other and each of them has been used alone or in combination with other colors in different camouflage patterns.

Included colors:

- A.MIG-053 PROTECTIVE NC 1200
- A.MIG-056 GREEN KHAKI
- A.MIG-083 ZASHCHITNIY ZELENO
- A.MIG-932 RUSSIAN BASE



A.MIG-7144

WWI GERMAN TANKS
Tanques alemanes WWI

Acrylic paints. 4 jars. 17 ml

A collection of the most usual German Army colors from 1914 to 1919, not only for tanks and other vehicles of the era, but also employed to camouflage small arms, helmets, bunkers or artillery pieces. Although the range of camouflage colors was much more extensive, the ones presented here are most popular and representative of the period.

Included colors:

- A.MIG-077 DULL GREEN
- A.MIG-078 OCHRE EARTH
- A.MIG-079 CLAY BROWN
- A.MIG-910 GREY HIGH LIGHT



A.MIG-7148

1939-1944 GERMAN STANDARD COLORS
Colores estándar alemanes 1939-1944

Acrylic paints. 4 jars. 17 ml

Despite what many modelers had believed, the colors used by the German military were not the same throughout the war. As the war progressed, new versions of colors were added, a selection of which are included in this set.

Included colors:

- A.MIG-002 RAL 6003 OLIVGRÜN OPT. 2
- A.MIG-008 RAL 7021 DUNKELGRAU
- A.MIG-010 RAL 7028 DUNKELGELB (EARLY)
- A.MIG-912 RED BROWN SHADOW



A.MIG-7150

BRITISH BERLIN CAMOUFLAGE COLORS 1988-1991
Colores Camuflajes Británicos Berlín 1988-1991

Acrylic paints. 4 jars. 17 ml

A collection of colors used by the British Army for the most popular camouflage patterns used from 1988 to 1991 in Berlin.

Included colors:

- A.MIG-050 MATT WHITE
- A.MIG-070 MEDIUM BROWN
- A.MIG-084 NATO GREEN
- A.MIG-210 GREY BLUE



A.MIG-7151

MODERN FRENCH ARMED FORCES COLORS
Colores para las Fuerzas Armadas Francesas Modernas

Acrylic paints. 4 jars. 17 ml

A selection of the most accurate colors for Modern French Armed Forces vehicles. The set includes the French version of NATO camouflage colors, different from those used by other NATO forces.

Included colors:

- A.MIG-046 MATT BLACK
- A.MIG-060 PALE GREEN
- A.MIG-061 WARM SAND-YELLOW
- A.MIG-064 EARTH BROWN



A.MIG-7152

PLA (CHINESE PEOPLE'S LIBERATION ARMY) COLORS
Colores para el PLA (Ejército Popular Chino de Liberación)

Acrylic paints. 4 jars. 17 ml

A selection of the most accurate colors to paint PLA (Chinese People's Liberation Army) vehicles. The set includes the most common modern 3 tones Chinese camouflage colors and base green widely used for single color vehicles over many decades.

Included colors:

- A.MIG-060 PALE GREEN
- A.MIG-078 OCHRE EARTH
- A.MIG-083 ZASHCHITNIY ZELENO
- A.MIG-924 OLIVE DRAB SHADOW



A.MIG-7167

AFV ARGENTINIAN COLORS
Colores para vehículos blindados argentinos

Acrylic paints. 3 jars. 17 ml

This set offers the specific and accurate colors to paint Armored Fighting Vehicles in use by the Argentinian army such as AMX 13 and others.

Included colors:

- A.MIG-026 SAND BROWN
- A.MIG-051 MEDIUM LIGHT GREEN
- A.MIG-081 US OLIVE DRAB



MODULATION SETS

Modulation Sets

A.MIG-7000

DUNKELGELB MODULATION SET Set de modulación Dunkelgelb

Acrylic paints. 4 jars. 17 ml

This set includes 4 acrylic colors to paint modulation and light effects on any vehicle in Dunkelgelb color quickly and easily. This simplified set includes the colors necessary for this technique. This simplified set includes the colors necessary for this technique, eliminating unnecessary steps and complexity.

Included colors:

- A.MIG-901 DUNKELGELB DARK BASE
- A.MIG-902 DUNKELGELB BASE
- A.MIG-903 DUNKELGELB LIGHT BASE
- A.MIG-904 DUNKELGELB HIGH LIGHT



A.MIG-7001

DUNKELGRAU MODULATION SET Set de modulación Dunkelgrau

Acrylic paints. 4 jars. 17 ml

This set includes 4 acrylic colors to paint modulation and light effects on any vehicle in Dunkelgrau color quickly and easily. This simplified set includes the colors necessary for this technique. This simplified set includes the colors necessary for this technique, eliminating unnecessary steps and complexity.

Included colors:

- A.MIG-907 GREY DARK BASE
- A.MIG-908 GREY BASE
- A.MIG-909 GREY LIGHT BASE
- A.MIG-910 GREY HIGH LIGHT



A.MIG-7002

RED PRIMER MODULATION SET Set de modulación rojo imprimación

Acrylic paints. 4 jars. 17 ml

This set includes 4 acrylic colors to paint modulation and light effects on any vehicle in rotbraun or primer color quickly and easily. This simplified set includes the colors necessary for this technique. This simplified set includes the colors necessary for this technique, eliminating unnecessary steps and complexity.

Included colors:

- A.MIG-919 RED PRIMER DARK BASE
- A.MIG-920 RED PRIMER BASE
- A.MIG-921 RED PRIMER LIGHT BASE
- A.MIG-922 RED PRIMER HIGH LIGHTS



A.MIG-7003

OLIVE DRAB MODULATION SET Set de modulación olive drab

Acrylic paints. 4 jars. 17 ml

This set includes 4 acrylic colors to paint modulation and light effects on any vehicle in Olive Drab color quickly and easily. This simplified set includes the colors necessary for this technique. This simplified set includes the colors necessary for this technique, eliminating unnecessary steps and complexity.

Included colors:

- A.MIG-925 OLIVE DRAB DARK BASE
- A.MIG-926 OLIVE DRAB BASE
- A.MIG-927 OLIVE DRAB LIGHT BASE
- A.MIG-928 OLIVE DRAB HIGH LIGHTS



A.MIG-7004

RUSSIAN 4B0 MODULATION SET Set de modulación 4B0 ruso

Acrylic paints. 4 jars. 17 ml

This set includes 4 acrylic colors to paint modulation and light effects on any Soviet vehicle in 4B0 color quickly and easily. This simplified set includes the colors necessary for this technique. This simplified set includes the colors necessary for this technique, eliminating unnecessary steps and complexity.

Included colors:

- A.MIG-931 RUSSIAN DARK BASE
- A.MIG-932 RUSSIAN BASE
- A.MIG-933 RUSSIAN LIGHT BASE
- A.MIG-934 RUSSIAN HIGH LIGHTS



Find more information with the following QR code



STEP by STEP



ACRYLIC AIR SETS

Sets de acrílicos para aviones



A.MIG-7200

IAF DESERT COLORS / IAF colores del desierto

Accurate colors for IAF Federal Standard colors
Acrylic paints. 4 jars. 17 mL

Highly accurate acrylic aircraft references faithfully matched to Federal Standard colors. This convenient set of 4 acrylic colors includes 3 camouflage tones and the gray undercarriage. Each color is accurately based on Federal Standard references.

Included colors:

- A.MIG-200 FS 33531
- A.MIG-201 FS 34424 LIGHT GRAY
- A.MIG-202 FS 30219 TAN
- A.MIG-203 FS 36375 LIGHT COMPASS GHOST GRAY



A.MIG-7201

US NAVY COLORS FROM 80'S TO PRESENT Colores US Navy desde los 80 hasta hoy

Accurate colors for USN Federal Standard colors
Acrylic paints. 4 jars. 17 mL

High quality paints with federal standard references for aircrafts. This pack includes the four colors most widely use by USN from 80's to present. This includes the initial 3 tone and current 2 tone camouflages of F-18, the tactical and the late schemes for F-14... etc. The colors are based on FEDERAL STANDARD references and colors are accurate, although slightly clarified to offset the effect of any scale model.

Included colors:

- A.MIG-203 FS 36375 LIGHT COMPASS GHOST GRAY
- A.MIG-208 FS 36320 DARK COMPASS GHOST GRAY
- A.MIG-209 FS 36495 LIGHT GRAY
- A.MIG-210 FS 35237 GRAY BLUE



A.MIG-7202

USAF COLORS GREY MODERN JETS Colores grises de reactores para la USAF

Accurate colors for USAF Federal Standard colors
Acrylic paints. 4 jars. 17 mL

High quality paints with Federal Standard references for aircrafts. This pack of 4 colors includes the grey colors most widely use by USAF jets. This includes any F-15, F-16 early in 3 tones, F-4 Phantom II in Hill 1 scheme... etc. The colors are based on FEDERAL STANDARD references and colors are accurate, although slightly clarified to offset the effect of any scale model.

Included colors:

- A.MIG-203 FS 36375 LIGHT COMPASS GHOST GRAY
- A.MIG-204 FS 36118 MEDIUM GUNSHIP GRAY
- A.MIG-208 FS 36320 DARK COMPASS GHOST GRAY
- A.MIG-211 FS 36270 MEDIUM GRAY



A.MIG-7203

UK AIRCRAFT COLORS FROM 50'S TO PRESENT Colores para aviones del reino unido desde los 50 hasta hoy

Accurate BS colors for UK modern aircrafts
Acrylic paints. 4 jars. 17 mL

High quality paints for aircrafts. The set includes the equivalent Federal Standard colors for British Standard used by RAF since 50's. This pack of 4 colors contain all most common colors, so we can paint any Harrier, Gloster Javelin, Tornado, Phantom, Buccaneer... These colors are based on the British Standard colors, although slightly clarified to offset the scale effect of any model.

Included colors:

- A.MIG-204 FS 36118 MEDIUM GUNSHIP GRAY
- A.MIG-205 FS 26173 (BS 638)
- A.MIG-206 FS 34079 (BS 641)
- A.MIG-207 FS 36314 (BS 626)



A.MIG-7204

MIG & SU COLORS GREY & GREEN FIGHTERS Colores para cazas MIG y SU grises y verdes

Accurate colors grey MiG and SU jets
Acrylic paints. 4 jars. 17 mL

High quality paints for aircrafts. The set includes the equivalent Federal Standard colors for greys used on MiG and SU jets. This pack of 4 colors contain all most common colors, so we can paint MiG-21, MiG-29, SU-24... and radomes of most of the aircrafts. The colors are accurate colors, although slightly clarified to offset the effect of any scale model.

Included colors:

- A.MIG-203 FS 36375 LIGHT COMPASS GHOST GRAY
- A.MIG-204 FS 36118 MEDIUM GUNSHIP GRAY
- A.MIG-212 FS 26373 SILVER GREY
- A.MIG-213 FS 24277 GREEN



A.MIG-7205

60S-70S USAF TAC COLORS Colores USAF 60s-70s

Accurate colors for USAF Federal Standard references
Acrylic paints. 4 jars. 17 mL

High quality paints with Federal Standard references for aircraft. This pack of 4 references includes the colors used for USAF aircraft on Vietnam era (60's and 70's). This includes F-4 Phantom, A4 Skyhawk, F-5, etc. The colors are accurately based on FEDERAL STANDARD references, lightened for scale reduction effect.

Included colors:

- A.MIG-004 FS 34102 RESEDA GREEN
- A.MIG-202 FS30219 TAN
- A.MIG-206 FS 34079 (BS 641)
- A.MIG-226 FS 36622 GRAY



A.MIG-7206

ARGENTINIAN COLORS VOL.1 Colores argentinos Vol.1

Accurate colors for Argentinian aircraft
Acrylic paints. 4 jars. 17 mL

High quality paints with Federal Standard references for aircrafts. This pack of 4 colors includes those used on Argentinian Airforce aircraft from 70's to 90's, including Falklands War. These colors can be used on the Delta Dagger, Mirage, Hercules, and many others. The colors are based on Federal Standard references and lightened for scale reduction effect.

Included colors:

- A.MIG-004 FS 34102 Reseda Green
- A.MIG-067 IDF Sand Grey 73
- A.MIG-206 FS 34079 (BS 641)
- A.MIG-226 FS 36622 Gray



A.MIG-7207

US NAVY WWII COLORS / Colores US Navy 2GM

Accurate colors for US Navy WWII aircrafts
Acrylic paints. 4 jars. 17 mL

High quality paints for aircrafts. The set includes the equivalent Federal Standard colors for US Navy colors used during WWII (ANA color chart). These colors can be used on the Corsair, Buffalo, Hellcat, Avenger, Dauntless, and many others. The colors are based on Federal Standard references and colors are accurate, although lightened for scale reduction effect.

Included colors:

- A.MIG-047 SATIN WHITE
- A.MIG-221 FS 33481 ZINC CHROMATE YELLOW
- A.MIG-227 FS 25042 SEA BLUE (ANA 606)
- A.MIG-228 FS 35164 INTERMEDIATE BLUE (ANA 608)



A.MIG-7208

SU-33 COLORS / COLORES SU-33

Accurate colors for Russian Blue Flanker scheme
Acrylic paints. 4 jars. 17 mL

Acrylic Paint of the highest quality for airplanes. This pack includes the necessary colors to paint Blue Flanker schemes used mainly by Sukhoi family such as Flanker Su-27/30/33/35/37, as well as other Russian aircrafts. With minimal modifications these colors can be used to paint the Blue Flanker scheme in Aggressor and Adversary fighters from USAF and US Navy. The colors are accurately and slightly lightened for scale reduction effect

Included colors:

- A.MIG-047 SATIN WHITE
- A.MIG-0209 FS 36495 LIGHT GRAY
- A.MIG-0224 FS 35250 SKY LINE BLUE
- A.MIG-0229 FS 15102 DARK GREY BLUE



A.MIG-7209

LUFTWAFFE WWII LATE COLORS *Colores finales de la 2GM de la Luftwaffe*

Accurate colors for Luftwaffe late war schemes
Acrylic paints. 4 jars. 17 mL

During the autumn of 1944, the Luftwaffe adopted green colors for its aircraft's upper surfaces because of lost German air superiority against Allied forces. With this change airplanes were better camouflaged from aerial reconnaissance and hidden under the European forest. These colors have been the object of controversy and have caused a lot of headaches to numerous modelers. This set will solve the problem of finding accurate colors without need of complex mixtures, and they are slightly clarified for scale accuracy.

Included colors:
A.MIG-0925 RLM 83 OLIVE DRAB DARK
A.MIG-0206 RLM 81 - FS 34079
A.MIG-0230 RLM 82 CAMO GREEN
A.MIG-0063 RLM 76 PALE GREY



A.MIG-7210

LUFTWAFFE WWII EARLY COLORS *Colores iniciales de la 2GM de la Luftwaffe*

For Luftwaffe late war schemes
Acrylic paints. 4 jars. 17 mL

This set covers the colors used by the Luftwaffe during the early stages of WWII (1939 to 1941). These specific colors were used both for bombers and fighter during the early war period, so it is perfect to paint fighters during the Battle of Britain or a Ju-87. This set provides the base colors necessary without need for complex mixtures and complex research.

Included colors:
A.MIG-217 RLM 02 GRAU
A.MIG-231 RLM 65 HELLEBLAU
A.MIG-232 RLM 70 SCHWARTZGRÜN
A.MIG-233 RLM 71 DUNKELGRÜN



A.MIG-7211

FRENCH MODERN JETS *Avionces modernos franceses*

Accurate colors for French aircraft camouflage schemes
Acrylic paints. 4 jars. 17 mL

High-quality acrylic paints specially formulated to represent most of the camouflage schemes currently used for French aircraft like the Mirage 2000D, Rafales of the Air Force and Navy, or the recently retired Super Etendard among others. This set solves problems and doubts when mixing accurate base colors which saves valuable modeling time.

Included colors:
A.MIG-205 FS26231 (BS 638)
A.MIG-206 RLM 81 - FS 34079 - BS641
A.MIG-236 FS36293
A.MIG-235 FS36152 DARK GREY AMT-12



A.MIG-7212

USAAF WWII COLORS *USAAF WWII COLORS*

Accurate colors employed by the USAAF during WWII.
Acrylic paints. 4 jars. 17 mL

High-quality acrylic paints specially formulated to represent the colors employed by the USAAF during WWII, on such famous aircraft as the B-17 Flying Fortress, the P-40 Warhawk or the P-47 Thunderbolt, among others. This set solves problems and doubts when mixing accurate base colors, saving precious modeling time.

Included colors:
A.MIG-237 FS23070 DARK OLIVE DRAB
A.MIG-238 FS34092 MEDIUM GREEN
A.MIG-239 FS36122 NEUTRAL GRAY
A.MIG-240 FS34086 (ANA 613)



A.MIG-7214

LATE WWII RAF COLORS *Colores finales de la 2GM de la RAF*

Accurate colors employed by the RAF from 1941 to the end of the war
Acrylic paints. 4 jars. 17 mL

High-quality acrylic paints specially formulated to represent the colors employed by the RAF from 1941 to the end of the war. These colors were used on most British aircraft, as well as some of their allies. This set solves problems and doubts when mixing accurate base colors, saving precious modeling time.

Included colors:
A.MIG-243 SKY TYPE S (BS 210)
A.MIG-245 OCEAN GREY (BS 629)
A.MIG-246 MEDIUM SEA GREY (BS 637)
A.MIG-915 DARK GREEN (BS 241)



A.MIG-7215

RAF WWII EARLY COLORS *Colores iniciales de la 2GM de la RAF*

Accurate colors employed by the RAF during the early stage of WWII
Acrylic paints. 4 jars. 17 mL

High-quality acrylic paints specially formulated to represent the colors employed by the RAF during the early stage of WWII, specifically during the Battle of Britain for iconic aircraft such as the Spitfire and the Hurricane. This set solves problems and doubts when mixing accurate base colors, saving precious modeling time.

Included colors:
A.MIG-070 MEDIUM BROWN DARK
EARTH (BS 450)
A.MIG-243 SKY TYPE S (BS 210)
A.MIG-244 DUCK EGG GREEN (BS 216)
A.MIG-915 DARK GREEN (BS 241)



A.MIG-7216

BARE METAL AIRCRAFT COLORS *Colores de metal natural para aviones*

Accurate colors for bare metal aircrafts of all kinds and eras
Acrylic paints. 4 jars. 17 mL

Even though metal has been present since the dawn of aviation history, its importance as a building material has changed over time. It was from WWII on that a great deal of aircraft began being left unpainted to show the metals used in their construction. At first sight it may appear that there is just one type of metal skin, but that's not the case. In fact, we can find a diverse range of materials and tonalities on the same subject. This versatile set comes to the rescue with accurate colors and no mixing required.

Included colors:
A.MIG-045 GUN METAL
A.MIG-192 POLISHED METAL
A.MIG-194 MATT ALUMINIUM
A.MIG-195 SILVER



A.MIG-7217

MIDDLE EAST AIR FORCES *Fuerzas Aéreas de Oriente Medio*

Accurate colors for aircraft flown in the Middle East
Acrylic paints. 4 jars. 17 mL

High quality acrylic paints. This pack includes 4 colors required to decorate aircraft flown in the Middle East, including countries such as Iran, Iraq, and Jordan, among others. This diverse set is ideal for painting the F-4 Phantom, F-5 Tiger, F-14 Tomcat, Mig-23, Su-25, Tucano, and even helicopters like the AH-1 Cobra. These colors are based on the references of Federal Standard and are exact colors, although slightly lightened to compensate for the scale effect of any model.

Included colors:
A.MIG-030 SAND YELLOW
A.MIG-007 CLAY BROWN
A.MIG-0206 RLM 81 - FS 34079 - BS641
A.MIG-0226 FS33622 GRAY



A.MIG-7218

LUFTWAFFE DESERT COLORS *Colores desérticos de la Luftwaffe*

Accurate colors employed by the Luftwaffe in North Africa during WWII
Acrylic paints. 4 jars. 17 mL

High-quality acrylic paints specially formulated to represent the colors employed by the Luftwaffe during the desert campaigns of WWII. With these colors, you will be able to paint most aircraft that served in this theater of operations. From the well-known Hans-Joachim Marseille's Bf 109F to the less common Hs 129, through Fw 190, He 111, and more.

Included colors:
A.MIG-125 RLM 04 GELB (GOLD YELLOW)
A.MIG-222 RLM 79 SANDGELB
A.MIG-247 RLM 78 HELLEBLAU
A.MIG-248 RLM 80 OLIVGRÜN



A.MIG-7219

SU-35 FLANKER-E COLORS *Colores para el SU-35 Flanker-E*

Accurate colors employed on Su-35 Flanker-E.
Acrylic paints. 4 jars. 17 mL

High-quality acrylic paints for aircraft models. This set includes the colors required to paint the main camouflage schemes used on Russian Su-35 jets. Select colors can accurately be used on Su-34 and other aircraft of the Sukhoi family. Accurate colors are slightly lightened to compensate for realistic 'scale effect'.

Included colors:
A.MIG-075 STONE GREY
A.MIG-089 BLUE (RAL 5019)
A.MIG-249 LIGHT BLUE
A.MIG-250 NIGHT BLUE GREY



A.MIG-7220

LUFTWAFFE MID WAR SET *Luftwaffe mediados de Guerra*

Accurate colors for Luftwaffe aircraft
Acrylic paints. 4 jars. 17 mL

High quality acrylic paints specially formulated to represent Luftwaffe camouflage of the mid years of World War II, as well in nightfighters. With these colours, modellers can accurately paint most of aircraft used within this period, from the well-known Bf 109, Bf 110 and Fw 190 through to the nightfighters such as the He 219 or Me 410.

Included colors:
A.MIG-0046 MATT BLACK
A.MIG-0063 PALE GREY
A.MIG-0253 RLM 74 GRAUGRÜN
A.MIG-0254 RLM 75 GRAUVIOLETT



A.MIG-7221

LUFTWAFFE END-WAR

Luftwaffe finales de guerra

Accurate colors for Luftwaffe aircraft
Acrylic paints. 4 jars. 17 mL

High quality acrylic paints specially designed to represent the camouflages used by the Luftwaffe during the final months of the Second World War. With these colours you will be able to paint most of the aircraft that operated in this period such as the Me 162, Me 163, Me 262 or the latest versions of the Bf109.

- Included colors:
A.MIG-0230 RLM 82 CAMO GREEN
A.MIG-0063 RLM 76 PALE GREY
A.MIG-0255 RLM 81 BRAUNVIOLETT
A.MIG-0256 RLM 84 GRAUBLAU



A.MIG-7222

VVS WWII RUSSIAN EARLY AIRCRAFT

Fuerza aérea soviética 2GM - Aviación Soviética principios de guerra

Accurate colors for Russian Early aircraft
Acrylic paints. 4 jars. 17 mL

High-quality acrylic paint set includes all 4 colors used to accurately apply the camouflage for aircraft of the Soviet Air Force during the early years of World War II. This set is designed for aircraft such as the famous MiG-3, LaGG-3, Yak-1, and the mythical Polikarpov I-16 and includes color references for the most accurate finish.

- Included colors:
A.MIG-0080 BRIGHT GREEN AMT-4
A.MIG-0046 AMT-6 NIGHT BLACK
A.MIG-0224 FS35260 SKY LINE BLUE A II
A.MIG-0024 WASHABLE WHITE CAMO



A.MIG-7223

VVS WWII RUSSIAN LATE AIRCRAFT

Fuerza aérea soviética 2GM - Aviación Soviética finales de guerra

Accurate colors for Russian Late aircraft
Acrylic paints. 4 jars. 17 mL

High-quality acrylic paint set includes all 4 colors used to accurately apply the camouflage for the aircraft of the Soviet Air Force during the later years of World War II. With these references, you can represent well-known airplanes including some piloted by the great Soviet aces, such as the La-5 and La-7, or the famous Yak-3.

- Included colors:
A.MIG-0210 BLUE GREY AMT-11
A.MIG-0235 DARK GREY AMT-12
A.MIG-0251 RUSSIAN BLUE AMT-7
A.MIG-0049 RED



A.MIG-7224

VVS RUSSIAN WWII BOMBER COLORS

VVS Bombarderos Soviéticos de la II Guerra Mundial

Accurate colors for Russian VVS Bombers
Acrylic paints. 4 jars. 17 mL

High quality acrylic paint set includes all 4 colors used to accurately apply the camouflage of bombers and ground-attack aircraft of the Soviet Air Force during World War II. With these references, you can accurately depict aircraft such as the Il-4, the Pe-2 and, of course the iconic Il-2 Sturmovik.

- Included colors:
A.MIG-0080 BRIGHT GREEN AMT-4
A.MIG-0235 DARK GREY AMT-12
A.MIG-0251 RUSSIAN BLUE AMT-7
A.MIG-0252 GREY BROWN AMT-1



A.MIG-7225

RAF WWII DESERT COLORS

RAF WWII Colores del desierto

Accurate colors for the Royal Air Force over North Africa during WWII
Acrylic paints. 4 jars. 17 mL

This set solves the problem of choosing the correct colours for your models, saving valuable time. These colours are accurately and slightly lightened for scale reduction effect on any kit. All products are acrylic and have been formulated for maximum performance with either brush or airbrush and are water-soluble, odourless, and non-toxic. Shake well before each use. Each jar includes a stainless steel agitator to facilitate mixture. We recommend A.MIG-2000 Acrylic Thinner for correct thinning. Dries completely in 24 hours.

- Included colors:
A.MIG-0030 SAND YELLOW
A.MIG-0040 RED
A.MIG-0070 MEDIUM BROWN
A.MIG-0257 AZURE BLUE



A.MIG-7226

SPANISH CIVIL WAR - NATIONALISTS AIRCRAFTS

Guerra civil española - Aviones nacionalistas

Accurate colors for the Nationalist Air Force during the Spanish Civil War
Acrylic paints. 4 jars. 17 mL

High-quality acrylic paints specially designed to represent the colours employed by the Nationalist Air Force during the Spanish Civil War. These colours were used by most aircraft operated by the Nationalists, as well as some German machines during the early stages of WWII.

This set solves problems and doubts when mixing accurate base colours, saving precious modelling time. Formulated for maximum performance with both brush and airbrush and the Scale Reduction Effect which allows you to apply the correct colour on any model.

- Included colors:
A.MIG-0065 RLM62 FOREST GREEN
A.MIG-0110 RLM61 SCC 1A (British brown 1941-42)
A.MIG-0231 RLM65 HELLBLAU
A.MIG-0266 RLM63 HELLGRAU



A.MIG-7227

SPANISH CIVIL WAR - REPUBLICANS AIRCRAFTS

Guerra civil española - Aviones republicanos

Accurate colors for the Spanish Republic Air Force during the Spanish Civil War
Acrylic paints. 4 jars. 17 mL

High-quality acrylic paints especially designed to represent the colours used by the Spanish Republic Air Force during the Spanish Civil War. These colours were used by most aircraft operated by the Republicans, as well as some Soviet machines during the early stages of WWII. This set solves problems and doubts when mixing accurate base colours, saving precious modelling time. The colours are formulated for maximum performance with both brush and airbrush and feature the Scale Reduction Effect which enables you to apply the correct colour on any model.

- Included colors:
A.MIG-0080 BRIGHT GREEN AMT-4
A.MIG-0224 SKY LINE BLUE
A.MIG-0049 RED
A.MIG-0122 BONE



A.MIG-7228

FRENCH WWII AIRCRAFT COLORS

Aviones franceses de la II guerra mundial

Accurate colors for the camouflage for French aircraft during World War II
Acrylic paints. 4 jars. 17 mL

High-quality acrylic paint set includes all 4 colours used to accurately apply the camouflage for French aircraft during World War II, including Free French and Vichy French schemes. These references are accurate for the Morane-Saulnier MS.406, Potez or the well-known Dewoitine D.520 among others. The colours are based on period photographs and documents representing the exact colours, although slightly lightened to compensate for the scale effect. This paint is created using a formula optimized to obtain the maximum performance from both brush and airbrush application.

- Included colors:
A.MIG-0034 RUST TRACK
A.MIG-0074 GREEN MOSS
A.MIG-0208 DARK COMPASS GHOST GRAY
A.MIG-0228 INTERMEDIATE BLUE



WEATHERING PRODUCTS

Pinturas para Efectos de Envejecido



Find more information with the following QR code



Executing a successful project requires time, experience, research, and of course a great deal of passion. More than 16 years have passed since Mig Jimenez embarked on the task of spreading his concept of weathering to the modeling community. The result is AMMO, a pioneer when it comes to offering all kinds of techniques and products that help you easily reproduce realistic effects such as rust, grease, chipping, scratches, and all manner of effects observed on the real vehicles. These effects are caused by use and the passage of time, accurately reproducing these effects makes your models as realistic as possible. In addition, our products are made to the highest quality standards in modeling and have been designed and tested by modelers.



Ejecutar un proyecto con éxito precisa tiempo, experiencia, investigación y, por supuesto, mucha pasión. Han transcurrido más de 16 años desde que Mig Jiménez se embarcó en la tarea de trasladar el concepto de Weathering al mundo del modelismo. Por eso, AMMO es pionera a la hora de ofrecer todo tipo de técnicas y productos que nos ayudan a reproducir efectos como el óxido, la grasa, el desenchado, los arañazos y demás desgastes que el uso y el paso del tiempo provocan en los vehículos reales, haciendo nuestras maquetas lo más realistas posibles. Además, con productos de la máxima calidad, testados y diseñados por modelistas.

OILBRUSHERS

Oilbrushers



AMMO's most revolutionary painting and weathering product. Combines a fast-drying oil paint optimized for modeling use with an innovative container that includes a convenient built-in brush. Shake it well before use and then apply the color to the model with the applicator brush to avoid wasting product unnecessarily. Let the effect dry a few minutes and once it appears dry to the touch, you can blend it with Enamel Odorless Thinner A.MIG-2018/2019. Completely dries between 24 and 48 hours. The thinner the applied layer is, the faster it will dry. Otherwise the Oilbrusher colors work in the same manner as traditional oil paints.



El producto más revolucionario de AMMO, combina una pintura al óleo optimizada para modelismo y de secado rápido con un envase innovador que incluye un práctico pincel aplicador. Agítalo un poco antes de usar y aplícalo con su propio pincel para no malgastar producto. Déjalo secar unos minutos y después puedes difuminarlo con el Diluyente para Esmaltes A.MIG-2018/2019. Déjalo secar entre 24 y 48 horas para que seque. Cuanta más fina sea la capa aplicada más rápido se secará. Por lo demás funciona como una pintura al óleo tradicional.



A.MIG-8154

OILBRUSHERS DISPLAY N°1 Colección de 20 Oilbrushers Vol 1

20 Oilbrushers x 4 pics each

This 20 OILBRUSHER COLLECTION includes the most common shades used in scale models, avoiding unnecessary tones that would remain otherwise mostly unused on the bench. Painting with oils has never been so fun and simple. OILBRUSHER is your oil paint with built-in applicator brush; a unique and exclusive AMMO product.

Colors Included:

A.MIG-3500 RED
A.MIG-3501 WHITE
A.MIG-3502 AMMO YELLOW
A.MIG-3504 DARK BLUE
A.MIG-3505 OLIVE GREEN
A.MIG-3506 FIELD GREEN
A.MIG-3507 DARK GREEN
A.MIG-3508 DARK MUD
A.MIG-3509 MEDIUM GREY
A.MIG-3510 RUST

A.MIG-3511 RED PRIMER
A.MIG-3512 DARK BROWN
A.MIG-3513 STARSHIP FILTH
A.MIG-3514 EARTH
A.MIG-3515 OCHRE
A.MIG-3516 DUST
A.MIG-3517 BUFF
A.MIG-3518 SUNNY FLESH
A.MIG-3519 LIGHT FLESH
A.MIG-3520 GOLD



A.MIG-8163

OILBRUSHERS DISPLAY N°2 Colección de 20 Oilbrushers Vol 2

20 Oilbrushers x 4 pics each

This 20 OILBRUSHER COLLECTION includes the most common shades used in scale models, avoiding unnecessary tones that would remain otherwise mostly unused on the bench. Painting with oils has never been so fun and simple. OILBRUSHER is your oil paint with built-in applicator brush; a unique and exclusive AMMO product.

Colors Included:

A.MIG-3503 RED
A.MIG-3521 YELLOW BONE
A.MIG-3522 MEDIUM SOIL
A.MIG-3523 DUSTY EARTH
A.MIG-3524 EARTH CLAY
A.MIG-3525 RED TILE
A.MIG-3526 SPACE PURPLE
A.MIG-3527 MARINE BLUE
A.MIG-3528 SKY BLUE
A.MIG-3529 MECHA LIGHT GREEN

A.MIG-3530 WEED GREEN
A.MIG-3531 MECHA DARK GREEN
A.MIG-3532 STARSHIP SLUDGE BAY
A.MIG-3533 RAPTOR SHUTTLE TURQUOISE
A.MIG-3534 SUMMER SOIL
A.MIG-3535 GUN METAL
A.MIG-3536 STEEL
A.MIG-3537 ALUMINIUM
A.MIG-3538 SILVER
A.MIG-3539 GOLD



A.MIG-3500

BLACK
Negro



A.MIG-3503

RED
Rojo



A.MIG-3506

FIELD GREEN
Verde Campo



A.MIG-3509

MEDIUM GREY
Gris Medio



A.MIG-3512

DARK BROWN
Marrón Oscuro



A.MIG-3515

OCHRE
Ocre



A.MIG-3518

SUNNY FLESH
Carne Tostada



A.MIG-3501

WHITE
Blanco



A.MIG-3504

DARK BLUE
Azul Oscuro



A.MIG-3507

DARK GREEN
Verde Oscuro



A.MIG-3510

RUST
Óxido



A.MIG-3513

STARSHIP FILTH
Suciedad de Nave



A.MIG-3516

DUST
Arena



A.MIG-3519

LIGHT FLESH
Carne Clara



A.MIG-3502

AMMO YELLOW
Amarillo Ammo



A.MIG-3505

OLIVE GREEN
Verde Oliva



A.MIG-3508

DARK MUD
Barro Oscuro



A.MIG-3511

RED PRIMER
Rojo Imprimación



A.MIG-3514

EARTH
Tierra



A.MIG-3517

BUFF
Ante



A.MIG-3520

BASIC FLESH
Carne Base



A.MIG-3521

YELLOW BONE
Amarillo Hueso



A.MIG-3524

EARTH CLAY
Tierra Arcillosa



A.MIG-3527

MARINE BLUE
Azul Marino



A.MIG-3530

WEED GREEN
Verde Hierba



A.MIG-3533

RAPTOR SHUTTLE TURQUOISE
Turquesa de Lanzadera
Raptor



A.MIG-3536

STEEL
Acero



A.MIG-3539

GOLD
Oro



A.MIG-3522

MEDIUM SOIL
Tierra Media



A.MIG-3525

RED TILE
Rojo Teja



A.MIG-3528

SKY BLUE
Azul Cielo



A.MIG-3531

MECHA DARK GREEN
Verde Oscuro para
Mechas



A.MIG-3534

SUMMER SOIL
Suelo de Verano



A.MIG-3537

ALUMINIUM
Aluminio



A.MIG-3523

DUSTY EARTH
Tierra Polvorienta



A.MIG-3526

SPACE PURPLE
Púrpura Espacial



A.MIG-3529

MECHA LIGHT GREEN
Verde Claro para
Mechas



A.MIG-3532

STARSHIP SLUDGE BAY
Suciedad de Plataforma
de Nave Espacial



A.MIG-3535

GUN METAL
Acero Pavonado



A.MIG-3538

SILVER
Plata



A.MIG-7500

FLESH TONES SET *Set de tonos de carne*

Set of three Oil paints with fine brush applicator

This unique range of Oilbrusher painting and weathering sets offers the convenience and accuracy that you expect from AMMO by Mig Jimenez. Each set contains the correct 3 tones for each task, making the choice of colors simple.

This set contains:

- A.MIG-3518 SUNNY FLESH
- A.MIG-3519 LIGHT FLESH
- A.MIG-3520 BASIC FLESH



A.MIG-7501

RUST TONES SET *Set de tonos de óxido*

Set of three Oil paints with fine brush applicator

This unique range of Oilbrusher painting and weathering sets offers the convenience and accuracy that you expect from AMMO by Mig Jimenez. Each set contains the correct 3 tones for each task, making the choice of colors simple.

This set contains:

- A.MIG-3510 RUST
- A.MIG-3511 RED PRIMER
- A.MIG-3512 DARK BROWN



A.MIG-7502

GREEN TONES SET *Set de tonos verdes*

Set of three Oil paints with fine brush applicator

This unique range of Oilbrusher painting and weathering sets offers the convenience and accuracy that you expect from AMMO by Mig Jimenez. Each set contains the correct 3 tones for each task, making the choice of colors simple.

This set contains:

- A.MIG-3505 OLIVE GREEN
- A.MIG-3506 FIELD GREEN
- A.MIG-3507 DARK GREEN



A.MIG-7503

GROUND COLORS SET *Set de colores de tierra*

Set of three Oil paints with fine brush applicator

This unique range of Oilbrusher painting and weathering sets offers the convenience and accuracy that you expect from AMMO by Mig Jimenez. Each set contains the correct 3 tones for each task, making the choice of colors simple.

This set contains:

- A.MIG-3508 DARK MUD
- A.MIG-3514 EARTH
- A.MIG-3516 DUST



A.MIG-7504

BASIC COLORS SET *Set de colores básicos*

Set of three Oil paints with fine brush applicator

This unique range of Oilbrusher painting and weathering sets offers the convenience and accuracy that you expect from AMMO by Mig Jimenez. Each set contains the correct 3 tones for each task, making the choice of colors simple.

This set contains:

- A.MIG-3502 AMMO YELLOW
- A.MIG-3503 RED
- A.MIG-3504 DARK BLUE



A.MIG-7505

STARSHIP COLORS SET *Colores de naves espaciales*

Set of three Oil paints with fine brush applicator

This unique range of Oilbrusher painting and weathering sets offers the convenience and accuracy that you expect from AMMO by Mig Jimenez. Each set contains the correct 3 tones for each task, making the choice of colors simple.

This set contains:

- A.MIG-3500 BLACK
- A.MIG-3501 WHITE
- A.MIG-3513 STARSHIP FILTH



A.MIG-7506

LIGHT FADING SET *Set de descolorido suave*

Set of three Oil paints with fine brush applicator

This unique range of Oilbrusher painting and weathering sets offers the convenience and accuracy that you expect from AMMO by Mig Jimenez. Each set contains the correct 3 tones for each task, making the choice of colors simple.

This set contains:

- A.MIG-3509 MEDIUM GREY
- A.MIG-3515 OCHRE
- A.MIG-3517 BUFF



A.MIG-7507

BRIGHT METAL COLORS SET *Set de colores metálicos brillantes*

Set of three Oil paints with fine brush applicator

This unique range of Oilbrusher colors for painting and weathering offers the convenience and accuracy that you expect from AMMO by Mig Jimenez. This set contains three tones that will allow you to get the most realistic bright metallic effects on your models, making the choice of colors simple.

This set contains:

- A.MIG-3535 GUN METAL
- A.MIG-3537 ALUMINIUM
- A.MIG-3539 GOLD



A.MIG-7508

BARE METAL COLORS SET
Set de colores de metal desnudo
 Set of three Oil paints with fine brush applicator

This unique range of Oilbrusher colors for painting and weathering offers the convenience and accuracy that you expect from AMMO by Mig Jimenez. This set contains three tones that will allow you to get the most realistic exposed and bare metal effects on your models, making the choice of colors simple.

- This set contains:
A.MIG-3535 GUN METAL
A.MIG-3536 STEEL
A.MIG-3538 SILVER



A.MIG-7509

MECHAS GREEN TONES SET
Set de tonos verdes para mechas
 Set of three Oil paints with fine brush applicator

This unique range of Oilbrusher colors for painting and weathering offers the convenience and accuracy that you expect from AMMO by Mig Jimenez. This set contains three tones that will allow you to get the most realistic range of green toned effects on your models, making the choice of colors simple.

- This set contains:
A.MIG-3529 MECHA GREEN LIGHT
A.MIG-3530 WEED GREEN
A.MIG-3531 MECHA DARK GREEN



A.MIG-7510

BLUE PATINAS SET
Set para patinas azules
 Set of three Oil paints with fine brush applicator

This unique range of Oilbrusher colors for painting and weathering offers the convenience and accuracy that you expect from AMMO by Mig Jimenez. This set contains three tones that will allow you to get the most realistic range of blue patinas on your model surfaces, making the choice of colors simple.

- This set contains:
A.MIG-3527 MARINE BLUE
A.MIG-3528 SKY BLUE
A.MIG-3533 RAPTOR SHUTTLE TURQUOISE



A.MIG-7511

SOIL COLORS SET
Set de colores para suelo
 Set of three Oil paints with fine brush applicator

This unique range of Oilbrusher colors for painting and weathering offers the convenience and accuracy that you expect from AMMO by Mig Jimenez. This set contains three tones that will allow you to get the most realistic range of effects caused by soils on your models, making the choice of colors simple.

- This set contains:
A.MIG-3522 MEDIUM SOIL
A.MIG-3532 STARSHIP BAY SLUDGE
A.MIG-3534 SUMMER SOIL



A.MIG-7512

EARTH COLORS SET
Set de colores de tierra
 Set of three Oil paints with fine brush applicator

This unique range of Oilbrusher colors for painting and weathering offers the convenience and accuracy that you expect from AMMO by Mig Jimenez. This set contains three tones that will allow you to get the most realistic range of earth tones and effects on your models, making the choice of colors simple.

- This set contains:
A.MIG-3514 EARTH
A.MIG-3523 DUSTY EARTH
A.MIG-3524 EARTH CLAY



Find more information with the following QR code



A.MIG-7513

STARSHIP MARKINGS SET
Set para marcas de identificación de naves espaciales
 Set of three Oil paints with fine brush applicator

This unique range of Oilbrusher colors for painting and weathering offers the convenience and accuracy that you expect from AMMO by Mig Jimenez. This set contains three tones that will allow you to apply the most realistic insignia colors on your models, making the choice of colors simple.

- This set contains:
A.MIG-3521 YELLOW BONE
A.MIG-3525 RED TILE
A.MIG-3526 SPACE PURPLE



STREAKING BRUSHERS

Streaking brushes



The new STREAKING BRUSHER range feature a unique applicator brush with longer bristles which facilitate tracing the long and narrow vertical lines of this particular weathering effect. This new applicator brush will definitely save you valuable modelling time with ease of application and clean up. The unique bottle takes up to 70% less space on your workbench when compared to the original presentation of the Streaking line. Save time, space, and effort when applying painting and weathering effects with the new and innovative STREAKING BRUSHER.



Como novedad, el nuevo pincel aplicador de los STREAKINGBRUSHERS tiene el pelo mucho más largo para ayudar a crear las líneas verticales de este particular efecto. Sin duda, la incorporación de un pincel con estas características te ayudara a ahorrar tiempo en aplicar el producto y limpiar pinceles y por supuesto ocupara mucho menos espacio en tu lugar de trabajo, ocupando hasta un 70% menos de espacio de la colección original de productos Streaking. Ahorra tiempo, espacio y esfuerzo cuando realices tus efectos de pintura con el nuevo e innovador STREAKING BRUSH.

STREAKINGCOL

10 STREAKING BRUSHER COLLECTION

Colección de 10 Streaking brushes

Get the full Streakingbrushers Collection range together

Colors Included: **A.MIG-1250** MEDIUM BROWN, **A.MIG-1251** COLD DIRTY GREY, **A.MIG-1252** RED BROWN, **A.MIG-1253** GRIME, **A.MIG-1254** RUST, **A.MIG-1255** WINTER GRIME, **A.MIG-1256** GREEN-GREY GRIME, **A.MIG-1257** WARM DIRTY GREY, **A.MIG-1258** STREAKING DUST, **A.MIG-1259** STARSHIP GRIME.



A.MIG-1250

MEDIUM BROWN
Marrón Medio



A.MIG-1251

COLD DIRTY GREY
Gris sucio frío



A.MIG-1252

RED BROWN
Marrón rojizo



A.MIG-1253

GRIME
Suciedad



A.MIG-1254

RUST
Óxido



A.MIG-1255

WINTER GRIME
Suciedad invernal



A.MIG-1256

GREEN-GREY GRIME
Suciedad gris verdosa



A.MIG-1257

WARM DIRTY GREY
Gris sucio caliente



A.MIG-1258

STREAKING DUST
Polvo escurrido



A.MIG-1259

STARSHIP GRIME
Suciedad de nave espacial



FILTERS

Filtros



Filters are easy to use directly from the bottle. Use the filters by moistening a brush and applying it directly without flooding the surface, used to enrich hues on your models, unify camouflage, or highlight areas with a different tone.



Los filtros son fáciles de usar directamente desde la botella. Use los filtros humedeciendo un pincel y aplicándolo directamente sin inundar la superficie, que se usa para enriquecer los tonos de sus modelos, unificar el camuflaje o resaltar las áreas con un tono diferente.



A.MIG-1500
BROWN FOR WHITE
Marrón para blanco
30 mL




A.MIG-1501
GREY FOR WHITE
Gris para blanco
30 mL



A.MIG-1502
DARK GREY FOR WHITE
Gris oscuro para blanco
30 mL



A.MIG-1503
OCHRE FOR LIGHT SAND
Ocre para arena clara
30 mL



A.MIG-1504
BROWN FOR DESERT YELLOW
Marrón para amarillo desierto
30 mL



A.MIG-1505
GREY FOR YELLOW SAND
Gris para amarillo arena
30 mL



A.MIG-1506
BROWN FOR DARK GREEN
Marrón para verde oscuro
30 mL



A.MIG-1507
TAN FOR YELLOW GREEN
Beige para verde amarillento
30 mL



A.MIG-1508
GREEN FOR GREY GREEN
Verde para verde grisáceo
30 mL



A.MIG-1509
BLUE FOR DARK GREY
azul para gris panzer
30 mL



A.MIG-1510
TAN FOR 3 TONE CAMO
Beige para camuflaje de 3 tonos
30 mL



A.MIG-1511
BROWN FOR DARK YELLOW
Marrón para amarillo alemán
30 mL

A.MIG-7450

FILTER SET FOR WINTER AND UN VEHICLES
Set de filtros para vehículos invernales y de la ONU

Set of 3 high quality filters ready to use
30 mL each

A.MIG-1500 BROWN FOR WHITE
A.MIG-1501 GREY FOR WHITE
A.MIG-1502 DARK GREY FOR WHITE

A.MIG-7451

FILTER SET FOR DESERT VEHICLES
Set de filtros para vehículos del desierto

Set of 3 high quality filters ready to use
30 mL each

A.MIG-1503 OCHRE FOR LIGHT SAND
A.MIG-1504 BROWN FOR DESERT YELLOW
A.MIG-1505 GREY FOR YELLOW SAND

A.MIG-7452

FILTER SET FOR GREEN VEHICLES
Set de filtros para vehículos verdes

Set of 3 high quality filters ready to use
30 mL each

A.MIG-1506 BROWN FOR DARK GREEN
A.MIG-1507 TAN FOR YELLOW GREEN
A.MIG-1508 OCHRE FOR GREY GREEN

A.MIG-7453

FILTER SET FOR GERMAN TANKS
Set de filtros para tanques alemanes

Set of 3 high quality filters ready to use
30 mL each

A.MIG-1509 BLUE FOR DARK GREY
A.MIG-1508 TAN FOR 3 TONE CAMO
A.MIG-1511 BROWN FOR DARK YELLOW



WASHES

Lavados



Model by Mig Jimenez



A basic weathering technique to add contrast and enhance details. Enamel product. Can be diluted or cleaned with Enamel Odorless Thinner A.MIG-2018/2019. Shake the jar well before use. Apply the wash with a medium to fine sharp brush into and around surface details, such as rivets and panel lines. In most cases dark colors are used to create this effect, so they must not be applied over the entire surface or it could result in an unduly dark and murky appearance. Wait a few moments until it is dry to the touch and clean the excess with a sponge or clean brush moistened with Enamel Odorless Thinner. Let it dry completely for 24 hours before continuing with the next weathering stage.



Un producto básico para realzar y contrastar los detalles de tu maqueta. El lavado es un producto esmalte; se diluye y limpia con el Diluyente para Esmaltes Inodoro A.MIG 2018/2019. Hay que agitarlo muy bien antes de usar. Aplícalo con un pincel fino o medio de punta afilada para poder distribuirlo por detalles, recovecos y líneas de panel. Normalmente son colores oscuros para incrementar el contraste, por eso nunca debes de cubrir toda la superficie, ya que podría ensuciarse debido a la alta densidad de pigmentación del producto. Una vez aplicado deja secar unos minutos y después limpia el exceso con una esponja o difuminalo con un pincel limpio y disolvente A.MIG-2018/2019. Deja secar 24 horas antes de pasar al siguiente paso del proceso de pintura.

A.MIG-1000

BROWN WASH FOR GERMAN DARK YELLOW
Lavado marrón para amarillo alemán

Also for sand color vehicles
35mL

Ideal wash color for Dunkelgelb vehicles as well as all dark yellow vehicles. Apply on details and remove excess with a clean brush moist in Enamel Thinner.



A.MIG-1001

AFRICA KORPS WASH / Lavado para Afrika Korps

Wash for light tone vehicles
35mL

D.A.K. wash for Africa Korps vehicles, also other light colored desert vehicles. Apply on details and remove excess with a clean brush moist with Enamel Thinner.



A.MIG-1002

TRACKS WASH / Lavado para orugas

Enamel type wash for rusty tracks
35mL

Wash for tracks. The perfect tone for rusty or dark tracks and other dark rust effects. Apply on details and remove excess with a clean brush moist with Enamel Thinner.



A.MIG-1003

INTERIORS WASH / Lavado para interiores

Color for white or cream colors
35mL

Ideal wash for creating the accumulation of dirt and grime on details on light colors such as interiors. Apply on details and remove excess with a clean brush moist with Enamel Thinner.



A.MIG-1004

LIGHT RUST WASH / Lavado óxido claro

Enamel type wash for dark green vehicles
35mL

Light Rust Wash ideal for accumulations of rust and rust staining. Perfect for any rust effects on all surfaces. Apply on details and remove excess with a clean brush moist in Enamel Thinner.



A.MIG-1005

DARK BROWN WASH FOR GREEN VEHICLES

Lavado marrón para vehículos verdes

For Sherman, T34, etc...
35mL

Wash dark brown perfect for dark colored vehicles. Apply on details and remove excess with a clean brush moist with Enamel Thinner.



A.MIG-1006

BLUE WASH FOR PANZER GREY / Lavado azul para gris Panzer

Early German tanks or starships.
35mL

Wash for grey vehicles. Ideal for Panzer Grey. Apply on details and remove excess with a clean brush moist in Enamel Thinner.



A.MIG-1007

US MODERN VEHICLES WASH / Lavado para vehículos modernos USA

Great tone for US modern vehicles
35mL

Dirt color wash specifically suited for use over Modern US sand colored vehicles. Apply on details and remove excess with a clean brush moist in Enamel Thinner.



A.MIG-1008

DARK WASH / Lavado oscuro

Enamel type wash for modelling
35mL

Enamel wash ideally matched for use over NATO and other dark camouflage schemes. Apply on details and remove excess with a clean brush moist with Enamel Thinner.



PANEL LINE WASH

Lavados para Paneles

Find more information with the following QR code



A.MIG-1601

PLW MEDIUM GREY / PLW gris medio

For medium grey
35 mL

Medium gray panel wash, perfect for aircraft painted in medium or light gray, such as some modern U.S. Naval aircraft. It is also useful for ships, Science Fiction subjects, and any vehicle a light gray paint scheme. Our Panel Line Wash range is specially designed to create softly washed panel lines required for aircraft, also making it ideal for subjects requiring subtlety such as Sci-Fi vehicles, ships, and trains.



A.MIG-1602

PANEL LINE WASH DEEP GREY / PLW gris oscuro

For light grey tones
35 mL

Dark gray panel wash, perfect for aircraft painted in medium or dark gray. It is also useful for ships, Science Fiction spacecraft and any vehicle depicted in medium or dark grey. Our Panel Line Wash range is specially designed to create softly washed panel lines required for aircraft, also making it ideal for subjects requiring subtlety such as Sci-Fi vehicles, ships, and trains.



A.MIG-1603

PLW DARK SEA BLUE / PLW azul marino oscuro

For the dark blue of upper surfaces
35 mL

Panel wash for US aircrafts of World War II in the Pacific Theater of Operations, painted in dark blue such as Corsairs, Hellcats, and many other Marine Corp. & Naval aircraft. It is also very useful for any science fiction subject, ships, or vehicles painted in blue. Our Panel Line Wash range is specially designed to create softly washed panel lines required for aircraft, also making it ideal for subjects requiring subtlety such as Sci-Fi vehicles, ships, and trains.



A.MIG-1604

PLW PACIFIC DUST / PLW polvo del pacífico

For the typical dust produced on airfields in Pacific Islands
35 mL

Panel wash for Pacific theatre dusty tones. Perfect for dust effects created on Pacific airfields during World War II. Designed for aircraft painted in shades of blue or green. Our Panel Line Wash range is specially designed to create softly washed panel lines required for aircraft, also making it ideal for subjects requiring subtlety such as Sci-Fi vehicles, ships, and trains.



A.MIG-1605

PLW DARK RED BROWN / PLW marrón rojizo oscuro

For the typical red color of Hinomaru
35 mL

Specific panel wash to darken red colors in all types of vehicles, machinery, and roundels (Hinomaru) of Japanese planes during World War II. Our Panel Line Wash range is specially designed to create softly washed panel lines required for aircraft, also making it ideal for subjects requiring subtlety such as Sci-Fi vehicles, ships, and trains.



A.MIG-1606

PLW MEDIUM TAN / PLW beige medio

For green colors used on Japanese aircrafts
35 mL

Wash for dust-colored panels, perfect for vehicles and aircraft in very dark green color, like the Japanese aircraft of World War II. Our Panel Line Wash range is specially designed to create softly washed panel lines required for aircraft, also making it ideal for subjects requiring subtlety such as Sci-Fi vehicles, ships, and trains.



A.MIG-1607

PLW SKY GREY / PLW gris celeste

For yellow/grey color
35 mL

Wash for aircrafts and vehicles with panels painted in light colors such as light gray Japanese aircraft of World War II aircraft. Our Panel Line Wash range is specially designed to create softly washed panel lines required for aircraft, also making it ideal for subjects requiring subtlety such as Sci-Fi vehicles, ships, and trains.



A.MIG-1608

PLW DARK GREEN GREY / PLW gris verdoso oscuro

For RLM 70 and RLM 71 colors
35 mL

Specific panel wash for RLM 70 and 71 colors, typical for German aircrafts during the Second World War. Our Panel Line Wash range is specially designed to create softly washed panel lines required for aircraft, also making it ideal for subjects requiring subtlety such as Sci-Fi vehicles, ships, and trains.



A.MIG-1609

PLW STORM GREY / PLW gris tormentoso

For grey bluish in lower areas
35 mL

Specific panel wash for pale bluish grey colors, such as those in the bellies of the fighters of the RAF during the Second World War. Our Panel Line Wash range is specially designed to create softly washed panel lines required for aircraft, also making it ideal for subjects requiring subtlety such as Sci-Fi vehicles, ships, and trains.



A.MIG-1610

PLW TAN GREY / PLW beige grisáceo

For RLM 65 color
35 mL

Specific panel wash for RLM 65 color, typical of German aircraft during Second World War on bellies of fighters and bombers. Our Panel Line Wash range is specially designed to create softly washed panel lines required for aircraft, also making it ideal for subjects requiring subtlety such as Sci-Fi vehicles, ships, and trains.



A.MIG-1611

PLW BLACK NIGHT / PLW noche oscura

For green colors RLM 81 and RLM 82
35 mL

Very dark wash specific for panels on RLM 81 and RLM 82 colors typical for German Luftwaffe aircraft during late Second World War. It is also perfect for any other tone or subject that requires a very dark panel wash. Our Panel Line Wash range is specially designed to create softly washed panel lines required for aircraft, also making it ideal for subjects requiring subtlety such as Sci-Fi vehicles, ships, and trains.



A.MIG-1612

PLW GREEN BROWN / PLW marrón verdoso

For RLM 83 color
35 mL

Specific panel wash for green colors such as RLM 83 typical for German Luftwaffe aircraft of the Second World War. Our Panel Line Wash range is specially designed to create softly washed panel lines required for aircraft, also making it ideal for subjects requiring subtlety such as Sci-Fi vehicles, ships, and trains.



A.MIG-1613

PLW BLUE GREY / PLW gris azulado

For RLM 76 and RLM 78
35 mL

Panel wash for light blue and gray colors like RLM 76 and RLM 78 of German Luftwaffe aircraft of late Second World War. Our Panel Line Wash range is specially designed to create softly washed panel lines required for aircraft, also making it ideal for subjects requiring subtlety such as Sci-Fi vehicles, ships, and trains.



A.MIG-1614

PLW NEUTRAL BROWN / PLW marrón neutro

To panel Brown and Green colors of upper areas
35 mL

Panel wash perfect for green and brown camouflage colors used in fighters and bombers of the R.A.F. in World War II. Our Panel Line Wash range is specially designed to create softly washed panel lines required for aircraft, also making it ideal for subjects requiring subtlety such as Sci-Fi vehicles, ships, and trains.



A.MIG-1615

PLW STONE GREY FOR BLACK / PLW gris piedra para negro

For green colors
35 mL

Specially designed color for panel washes on black colored surfaces. Perfect for modern submarines, locomotives, or R.A.F. night fighters & bombers of World War II. Our Panel Line Wash range is specially designed to create softly washed panel lines required for aircraft, also making it ideal for subjects requiring subtlety such as Sci-Fi vehicles, ships, and trains.



A.MIG-1616

PLW ORANGE BROWN / PLW marrón anaranjado

For yellow details in RLM 04
35 mL

Specific panel wash to darken yellow colors on all kinds of surfaces, such as robots, locomotives, machinery, or RLM 04 colored German Luftwaffe aircraft of World War II. Our Panel Line Wash range is specially designed to create softly washed panel lines required for aircraft, also making it ideal for subjects requiring subtlety such as Sci-Fi vehicles, ships, and trains.



A.MIG-1617

PLW BLUE BLACK / PLW negro azulado

For dark shades of metallic surfaces
35 mL

Blue Black Panel Wash. Perfect for dark shades of metallic surfaces such as jet engines and lower parts of natural metal aircraft. It is also useful for ships, Science Fiction subjects, and any vehicle on dark greys or dark metals. Our Panel Line Wash range is specially designed to create softly washed panel lines required for aircraft, also making it ideal for subjects requiring subtlety such as Sci-Fi vehicles, ships, and trains.



A.MIG-1618

PLW DEEP BROWN / PLW marrón oscuro

For darkest shades of metallic surfaces
35 mL

Deep Brown Panel Wash. Perfect for darkest shades of metallic surfaces such as jet engines and hydraulic suspensions of modern aircraft. It is also useful for ships, Science Fiction subjects, and any vehicle with engines or hydraulic systems. Our Panel Line Wash range is specially designed to create softly washed panel lines required for aircraft, also making it ideal for subjects requiring subtlety such as Sci-Fi vehicles, ships, and trains.



A.MIG-1619

PLW BLUE DIRT / PLW azul pardo

For blue surfaces such as lower parts
35 mL

Blue Dirt Panel Wash. Perfect for blue surfaces such as lower parts of WW II Russian aircraft. It is also useful for ships, Science Fiction subjects, and any vehicle on blue tones. Our Panel Line Wash range is specially designed to create softly washed panel lines required for aircraft, also making it ideal for subjects requiring subtlety such as Sci-Fi vehicles, ships, and trains.



A.MIG-1620

PLW NEUTRAL DUST / PLW polvo

Dust tones for green colors in Desert
35 mL

Dust color Panel Line Wash. Perfect for green surfaces in desert environments such as P40 Warhawk, Chinook, Apache, or UH60. PLW DUST is also useful for Science Fiction subjects and any vehicle in green tones and dusty appearance. Our Panel Line Wash range is specially designed to create softly washed panel lines required for aircraft, also making it ideal for subjects requiring subtlety such as Sci-Fi vehicles, ships, and trains.



A.MIG-1621

PLW SHADOW FOR DESERT BROWN / PLW sombra para marrón desierto

For outline dark colors in Desert
35 mL

Dust color Panel Line Wash. Perfect for dark surfaces on medium brown aircrafts in desert colors. It is also useful for Science Fiction subjects and any vehicle on dark tones and dusty appearance. Our Panel Line Wash range is specially designed to create softly washed panel lines required for aircraft, also making it ideal for subjects requiring subtlety such as Sci-Fi vehicles, ships, and trains.



A.MIG-1622

PLW OCHRE FOR SAND CAMO / PLW ocre para camuflajes arena

For outline light tones in Desert
35 mL

Dust color Panel Line Wash. Perfect for sand color aircrafts in desert environments. This wash is also useful for Science Fiction subjects as well as any vehicle in sand tones with a dusty appearance. Our Panel Line Wash range is specially designed to create softly washed panel lines required for aircraft, also making it ideal for subjects requiring subtlety such as Sci-Fi vehicles, ships, and trains.



AIR WEATHERING SETS

Sets de envejecido para aviones



Our Panel Line Wash range is specially designed to create softly washed panel lines required for aircraft, also making it ideal for subjects requiring subtlety such as Sci-Fi vehicles, ships, and trains. Panel Line Washes are Enamel base products in 35 mL jars and you can easily clean or remove excess with Enamel Thinner for hours. In addition AMMO offers a range of sets combining all necessary Panel Line Washes for specific subjects.

A.MIG-7445

JET ENGINES COLORS AND WEATHERING SET
Set de colores y envejecido para motores de reacción

4 metal acrylic colors, 1 weathering enamel product, 1 wash

Jet engine colors and weathering set. This set includes four essential metallic colors used to paint the hues and tonal variations for the components of a jet turbine, including the afterburner and exhaust nozzles. This set also includes two specific products for weathering and outlining the intricate details found in these engines. Included colors:

A.MIG-0187 JET EXHAUST, A.MIG-0191 STEEL, A.MIG-0192 POLISHED METAL, A.MIG-0045 GUN METAL, A.MIG-1407 ENGINE GRIME, A.MIG-1008 DARK WASH.



Nuestro rango de Lavados para Paneles está especialmente diseñado para los paneles de los aviones. Estos productos son también perfectos para obtener efectos sutiles en otras temáticas como Ciencia Ficción, barcos o trenes. Los Lavados para Paneles son productos en bote de 35 mL en base Esmalte, así que se pueden limpiar o quitar el exceso fácilmente con diluyente de esmaltes durante horas. Adicionalmente AMMO ofrece una gama de sets combinando todos los Lavados para Lineas de Paneles necesarios para una temática en concreto.



A.MIG-7414

GERMAN EARLY FIGHTERS AND BOMBERS
Cazas iniciales y bombarderos alemanes de la 2GM

Washes for german fighters and bombers of WW2.
Set with 3 Panel Line Wash jars. 3 x 35mL.

Set for washes and defining panel lines of initial German fighters up to 1940 and bombers throughout World War II. Includes 3 colors from the Panel Line Wash range, allowing you to easily outline early German fighters and bombers.

A.MIG-1608 PLW DARK GREEN GREY
A.MIG-1610 PLW TAN GREY, FOR RLM 65.
A.MIG-1616 PLW ORANGE BROWN



A.MIG-7415

GERMAN LATE FIGHTERS
Cazas del final de la 2GM

Washes for german fighters and bombers of WW2.
Set with 3 Panel Line Wash jars. 3 x 35mL.

Set for washes and defining panel lines of late World War II German fighters.

Includes 3 colors from the Panel Line Wash range, allowing you to easily outline late war German fighters.

A.MIG-1611 PLW BLACK NIGHT
A.MIG-1612 PLW GREEN BROWN
A.MIG-1613 PLW BLUE GREY



A.MIG-7416

RAF FIGHTERS AND BOMBERS
Cazas y bombarderos de la RAF

Washes for RAF fighters and bombers of WW2.
Set with 3 Panel Line Wash jars. 3 x 35mL.

Set for washes and defining panel lines of RAF fighters and bombers during World War II.

Includes 3 colors from the Panel Line Wash range, allowing you to easily outline RAF fighters and bombers.

A.MIG-1609 PLW STORM GREY
A.MIG-1614 PLW NEUTRAL BROWN
A.MIG-1615 PLW STONE GREY FOR BLACK



A.MIG-7417

WWII PACIFIC US NAVY AIRPLANES
Aviones del Pacífico de la US Navy en la 2GM

Washes for german fighters and bombers of WW2.
Set with 2 Panel Line Wash jars and a streaking effect enamel. 3 x 35mL.

Weathering set for U.S. Navy aircraft in the Pacific during World War II. Includes 2 colors from the Panel Line Wash range, allowing you to easily outline US Navy planes from the Pacific Theatre.

A.MIG-1603 PLW DARK SEA BLUE
A.MIG-1604 PLW PACIFIC DUST
A.MIG-1203 STREAKING GRIME



A.MIG-7418

WWII JAPANESE AIRPLANES *Aviones japoneses de la 2GM*

Washes for Japanese fighters and bombers of WW2
Set with 3 Panel Line Wash jars. 3 x 35mL.

Set for washes and defining panel lines of Japanese aircrafts during World War II.

Includes 3 colors from the Panel Line Wash range, allowing you to easily outline Japanese WWII aircraft.

- A.MIG-1605 PLW DARK RED BROWN
- A.MIG-1606 PLW MEDIUM TAN
- A.MIG-1607 PLW SKY GREY



A.MIG-7419

US NAVY GREY JETS *Reactores grises de la US Navy*

Washes for modern grey jets
Set with 3 Panel Line Wash jars. 3 x 35mL.

Set for washes and defining panel lines of modern jets such as those from US Navy.

Includes 3 colors from the Panel Line Wash range, allowing you to easily outline US Navy grey jets.

- A.MIG-1600 PLW LIGHT GREY
- A.MIG-1601 PLW MEDIUM GREY
- A.MIG-1602 PLW DEEP GREY



A.MIG-7420

AIRPLANES ENGINES AND EXHAUSTS *Motores y escapes de aviones*

Pigments and nature effect enamel for weathering.
Set with 2 pigment jars and enamel one. 3 x 35mL.

Weathering aircrafts set. With this set you can add life easily to an engine and exhaust of your airplane, creating the effects of spilled fuel, little touches of rust, and general maintenance spills.

The set includes an enamel product to paint spilled fuel

- A.MIG-1408 FRESH ENGINE OIL
- A.MIG-3001 BLACK
- A.MIG-3008 TRACK RUST



A.MIG-7421

AIRPLANES DUST EFFECTS *Efectos de polvo para aviones*

Pigments and nature effect enamel for weathering.
Set with 2 pigment jars and enamel one. 3 x 35mL.

Weathering aircraft set. With this set you can easily add dust and dirt effects to your plane in a realistic way.

Set includes two dusty pigments tones perfect for the dust and dirt on exterior of the aircraft, the undercarriage, and cabin interiors.

- A.MIG-3002 LIGHT DUST
- A.MIG-3011 AIRFIELD DUST
- A.MIG-1403 EARTH



A.MIG-7422

WWII SOVIET FIGHTERS (GREEN & BLACK CAMOUFLAGES) *Aviones soviéticos de la 2GM (Camuflajes verdes y negros) de la 2GM*

Washes for green and black soviet fighters of WW2.
Set with 3 Panel Line Wash jars. 3 x 35mL.

Set for washes and defining panel lines of Russian fighters during World War II.

Includes 3 colors from the Panel Line Wash range, allowing you to easily outline Soviet fighters.

- A.MIG-1612 PLW GREEN BROWN
- A.MIG-1615 PLW STONE GREY FOR BLACK
- A.MIG-1619 PLW BLUE DIRT



A.MIG-7423

METALLIC AIRPLANES & JETS *Aviones y reactores metálicos*

Washes for metallic airplanes and jets.
Set with 3 Panel Line Wash jars. 3 x 35mL.

Set for washes and defining panel lines of any airplanes and jets in natural metal.

Includes 3 colors from Panel Line Wash line, allowing us to easily outline these aircraft with different intensities for each area. Also useful for jet engines parts and hydraulic systems:

- A.MIG-1602 PLW DEEP GREY
- A.MIG-1617 PLW BLUE BLACK
- A.MIG-1618 PLW DEEP BROWN



A.MIG-7424

DESERT AIRPLANES SET *Set para aviones del desierto*

Washes for Japanese fighters and bombers of WW2
Set with 3 Panel Line Wash jars. 3 x 35mL.


Set for washes and defining panel lines of all aircraft and jets in a desert theatre, as well as green aircraft such as P40 Warhawk, Chinook, Apache, UH60, etc painted in green with dust accumulations. This set is also perfect for other subjects like sci-fi or civil vehicles in a dusty environment. Includes 3 colors from Panel Line Wash line, allowing us to easily outline our kits with different intensities for each area. Includes new colors:

- A.MIG-1620 PLW DUST
- A.MIG-1621 PLW SHADOW FOR DESERT BROWN
- A.MIG-1622 PLW OCHRE FOR SAND CAMO



COCKPIT SET

Sets para cabinas



A.MIG-7430

EARLY LUFTWAFFE COCKPITS *Cabinas iniciales de la Luftwaffe*

Painting and Weathering set

Basic set for painting and weathering on early Luftwaffe cockpits painted in RLM 02 Grau and landing gear or undercarriage surfaces, this set contains an acrylic base color, a wash, and pigment for creating dirty and realistic effects on the cockpits and interior areas. Application methods are shown in the book 'Encyclopedia of Aircraft' Vol.1

This set contains:
AMIG-0217 RLM 02 GRAU
AMIG-1000 BROWN WASH FOR GERMAN DARK, YELLOW
AMIG-3013 RUBBLE



A.MIG-7431

LATE LUFTWAFFE COCKPITS *Cabinas finales de la Luftwaffe*

Painting and Weathering set

Basic set for painting and weathering on Late Luftwaffe cockpits painted in RLM 66 Schwartzgrau, this set contains an acrylic base color, a Panel Line Wash, and filter color to recreate weathering effects on most popular German late aircraft cockpits such as Me-109, Fw-190. Application methods are shown in the book 'Encyclopedia of Aircraft' Vol.1.

This set contains:
A.MIG-0218 RLM 66 SCHWARTZGRAU
A.MIG-1602 PLW DEEP GREY
A.MIG-1509 BLUE FOR DARK GREY



A.MIG-7432

WW II BRITISH COCKPITS *Cabinas británicas de la 2GM*

Painting and Weathering set

Basic set for painting and weathering on WWII British cockpits painted in BS 283 color, this set contains an acrylic base color, a wash, and pigment for creating dirty and realistic effects in the cockpits. Application methods are shown in the book 'Encyclopedia of Aircraft' Vol.1.

This set contains:
AMIG-0219 FS34226 (BS283) INTERIOR GREEN
AMIG-1003 INTERIOR WASH
AMIG-3004 EUROPE EARTH



A.MIG-7433

WW II USA COCKPITS *Cabinas USA de la 2GM*

Painting and Weathering set

Basic set for painting and weathering on FS34151 Interior Green color in WWII USAF / US Navy cockpits, this set contains an acrylic base color, a wash, and streaking effects to create dirt on the cockpits of most common American aircraft as P-51, P-40, P-38, Corsairs, Hellcats or Avengers. Application methods are shown in the book 'Encyclopedia of Aircraft' Vol.1.

This set contains:
AMIG-0220 FS34151 ZINC CHROMATE GREEN
AMIG-1005 DARK BROWN WASH FOR GREEN VEHICLES
AMIG-1203 STREAKING GRIME



A.MIG-7434

WW II USA INTERIORS *Interiores USA de la 2GM*

Painting and Weathering set

Basic set for painting and weathering on FS 33481 Zinc Chromate color in WWII USAF / US Navy interiors, landing gears, or undercarriage surfaces of American-produced aircraft. This set contains an acrylic base color, a PLW wash, and nature effect for creating dirt on the internal fuselage surfaces, landing gear, or undercarriage surfaces. Application methods are shown in the book 'Encyclopedia of Aircraft' Vol.1.

This set contains:
A.MIG-0221 FS33481 ZINC CHROMATE YELLOW
AMIG-1616 PLW ORANGE BROWN
A.MIG-1407 ENGINE GRIME



A.MIG-7435

MODERN RUSSIAN COCKPITS *Cabinas rusas modernas*

Painting and Weathering set

Basic set to painting and weathering Modern Russian cockpits and SCUD vehicles. This set contains an acrylic base color, a PLW wash, and a filter to create dirty and real effects on early modern Russian jets as MiG-21, MiG-23, MiG-25, MiG-27, MiG-31, Early's MiG-29, and Mi-8, Mi-24. Application methods are shown in the book 'Encyclopedia of Aircraft' Vol.1.

This set contains:
AMIG-0223 INTERIOR TURQUOISE GREEN
AMIG-1505 GREY FOR YELLOW SAND
AMIG-1008 NATO CAMOUFLAGES WASH



A.MIG-7436

US MODERN COCKPITS *Cabinas modernas USA*

Painting and Weathering set

Basic set to painting and weathering on US Modern cockpits painted on FS36231. This set contains an acrylic base color, a wash, and a Panel Line Wash for creating a dirty and realistic effect on most famous American jets us F-16, F-18, F-15, F-14, Phantoms, Skyhawks, and Intruders. Application methods are shown in the book 'Encyclopedia of Aircraft' Vol.1

This set contains:
AMIG-0205 FS36231 (BS 638)
AMIG-1007 US MODERN VEHICLES WASH
AMIG-1613 PLW BLUE GREY



PIGMENTS

Pigmentos



With the knowledge gained from of experience, Mig Jimenez developed this modeler specific of useful and versatile pigment for a range of effects techniques. Avoid wasting time with inaccurate colors and inferior quality with the best line of pigments available from AMMO.



Mig Jiménez, con la experiencia obtenida durante el largo proceso de desarrollo de los mejores pigmentos disponibles para modelismo, ha desarrollado esta nueva serie básica con los colores más esenciales para hacer cualquier tipo de efecto. Evita la confusión que podría producir una gama más extensa ahora que dispones de los colores más útiles y necesarios.



A.MIG-3000

PIGMENT FIXER / Fijador de pigmentos

Enamel fixer to glue pigments in an effective way
35 mL



A.MIG-3001

BLACK / Negro

For smoke, exhaust pipes
35 mL



A.MIG-3002

LIGHT DUST / Polvo claro

Concrete, walls, floors
35 mL



A.MIG-3003

NORTH AFRICA DUST / Polvo de norte de África

For smoke, exhaust pipes
35 mL



A.MIG-3004

EUROPE EARTH / Tierra europea

Europe dust, cities, dioramas
35 mL



A.MIG-3005

MEDIUM RUST / Óxido medio

Rusty vehicles, exhaust pipes
35 mL



A.MIG-3006

LIGHT RUST / Óxido claro

Rusty vehicles, exhaust pipes
35 mL



A.MIG-3007

DARK EARTH / Tierra oscura

Europe earth, Russia, dioramas
35 mL



A.MIG-3008

TRACK RUST / Óxido de orugas

Shadows, grounds, tracks, rust
35 mL



A.MIG-3009

GUN METAL / Metal pulido

Guns, tracks, metal parts
35 mL



A.MIG-3010

CONCRETE / Cemento

Superfine pigment for modelling
35 mL



A.MIG-3011

AIRFIELD DUST / Polvo aeródromo

Superfine pigment for modelling
35 mL



A.MIG-3012

SAND / Arena

Superfine pigment for modelling
35 mL



A.MIG-3013

RUBBLE / Escombros

Superfine pigment for modelling
35 mL



A.MIG-3014

RUSSIAN EARTH / Tierra rusa

Superfine pigment for modelling
35 mL



A.MIG-3015

BRICK DUST / Polvo de ladrillo

Superfine pigment for modelling
35 mL



A.MIG-3016

WHITE / Blanco

Superfine pigment for modelling
35 mL



A.MIG-3017

PRIMER RED / Rojo imprimación

Superfine pigment for modelling
35 mL



A.MIG-3018

MIDDLE EAST DUST / Polvo oriente medio

Superfine pigment for modelling
35 mL



A.MIG-3019

ARMY GREEN / Verde ejército

Superfine pigment for modelling
35 mL



A.MIG-3020

METAL SLAG / Escoria Metálica

Superfine pigment for modelling
35 mL



A.MIG-3021

POLISHED METAL / Metal Pulido Brillante

Superfine pigment for modelling
35 mL



A.MIG-3022

VIETNAM EARTH / Tierra de Vietnam

35 mL



A.MIG-3023

SINAI DUST / Polvo del Sinai

35 mL



A.MIG-3024

NEGEV SAND / Arena del Néguev

35 mL



A.MIG-3025

SYRIAN GROUND / Suelo Sirio

35 mL



A.MIG-3026

GOLAN EARTH / Tierra del Golán

35 mL



A.MIG-3027

FARM DARK EARTH / Tierra de granja oscura

35 mL



A.MIG-3028

CITY DARK DUST / Polvo urbano oscuro

35 mL



A.MIG-3029

WINTER SOIL / Suelo invernal

35 mL



A.MIG-3030

FACTORY DIRT GROUND / Suciedad de suelo industrial

35 mL



STREAKING EFFECTS

Efectos de escurrido



The products to create the effects of streaking dirt are one of the basic pillars of the whole range of products from AMMO of Mig Jimenez. These effects can be seen on vehicles from almost any time period and give a very realistic aspect even when we don't add any other effects afterwards. You can find different effects of streaking adapted to a great variety of themes. You just need to choose your color for each type of vehicle that you are painting.



Los productos para crear los efectos de suciedad escurrida son uno de los pilares básicos de toda la gama de productos de AMMO of Mig Jimenez. Estos efectos pueden observarse en vehículos de casi cualquier período, y producen un aspecto muy realista incluso aunque no apliquemos ningún otro efecto más. Puedes encontrar diferentes efectos de escurrido adaptados a una gran variedad de temas. Deberás escoger tu color para el tipo de vehículo que estás pintando.



Model by Mig Jimenez

A.MIG-1200

STREAKING GRIME FOR INTERIORS / Suciedad escurrida para interiores

Streaking effect for light tones

35mL

Ideal color for creating dirt streaks on light colored surfaces such as AFV interiors. Also suitable for other effects such as adding chromatic richness to any piece or surface. Apply lines from the upper part of plate and then fade with a clean brush moist with Enamel Thinner.



A.MIG-1201

STREAKING GRIME FOR DAK / Suciedad escurrida para el DAK

Streaking effect for sand and light colored surfaces

35mL

Grimy grey colored effect ideally suited for creating streaks of dirt over sand and light colored surfaces. Also suitable for other effects such as adding chromatic richness to any piece or surface. Apply lines from the upper part of plate and then fade with a clean brush moist with Enamel Thinner.



A.MIG-1202

STREAKING GRIME FOR PANZER GREY / Suciedad escurrida para Gris Panzer

For early german tanks

35mL

Dark colored streaking effect specifically designed to be used over dark grey surfaces. Also suitable for other effects such as adding chromatic richness to any piece or surface. Apply lines from the upper part of plate and then fade with a clean brush moist with Enamel Thinner.



A.MIG-1203

STREAKING GRIME / Suciedad escurrida

For dark yellow vehicles

35mL

Create realistic dirt streaks and grime effects easily with this dirty grey color. Apply lines from the upper part of plate and then fade with a clean brush moist with Enamel Thinner.



A.MIG-1204

STREAKING RUST EFFECTS / Escurridos de óxido

Rusty streaks effects
35mL

Rust and corrosion streaks and stains are easily produced using this reddish-brown color. Also suitable for other effects such as adding chromatic richness to any piece or surface. Apply lines from the upper part of plate and then fade with a clean brush moist with Enamel Thinner.



A.MIG-1205

STREAKING GRIME FOR WINTER VEHICLES / Escurridos para vehículos invernales

Grey brown for winter vehicles
35mL

Light grey color ideal for creating dirt streaks on light or white colored surfaces. Also suitable for other effects such as adding chromatic richness to any piece or surface. Apply lines from the upper part of plate and then fade with a clean brush moist with Enamel Thinner.



A.MIG-1206

DARK STREAKING GRIME / Suciedad escurrida oscura

For dark green vehicles
35mL

Darkest color in our range specifically suited for streaking effects over dark colored vehicles and surfaces. Also suitable for other effects such as adding chromatic richness to any piece or surface. Apply lines from the upper part of plate and then fade with a clean brush moist with Enamel Thinner.



A.MIG-1207

STREAKING GRIME FOR US MODERN VEHICLES / Suciedad escurrida para vehículos usa modernos

Enamel to create Streaking effect
35mL

Ideal color for creating dirt streaks on sand and light brown colored vehicles. Also suitable for other effects such as adding chromatic richness to any piece or surface. Apply lines from the upper part of plate and then fade with a clean brush moist with Enamel Thinner.



A.MIG-1208

RAINMARKS EFFECTS / Efectos de marcas de lluvia

Also to create dust effects
35mL

Create realistic streaks and rainmarks with this light colored enamel effect. Apply lines from the upper part of plate and then fade with a clean brush moist with Enamel Thinner.



A.MIG-1209

STARSHIP STREAKING / Escurridos de nave espacial

Enamel type product to create Streaking effect
35mL

Enamel effect specially formulated to create the distinctive streaked look seen on most spaceships appearing in Sci-Fi movies and anime series. The perfect effect for a professional finish easily and quickly; can also be used for AFVs and aircraft models.



NATURE EFFECTS

Efectos de naturaleza



The colours to create dust, earth, and mud must be exact and very realistic to make your models look credible. Our range of products designed for these effects are exact reproductions of the distinct surroundings found around the world. Avoid errors with homemade mixes and use these colours directly on your models to achieve the best results. Some of these products are satiny to represent wet earth or fresh mud.



Los colores usados para crear polvo, tierra y barro deben ser exactos y realistas, de forma que produzcan en tus maquetas un aspecto natural. Nuestra gama de productos diseñada para estos efectos son reproducciones exactas de los diferentes terrenos que se pueden encontrar por todo el mundo. Evita errores con mezclas caseras y usa estos colores directamente en tus maquetas para lograr los mejores resultados. Algunos de estos productos son satinados para representar tierra húmeda o barro fresco.

A.MIG-1400

KURSK SOIL / Tierra de Kursk

For Russia dioramas in summer
35mL

Medium yellow-brown colored effect ideally suited for creating dust and dirt appearance. Apply with a brush or airbrush and then fade with a clean brush moist with Enamel Thinner.



A.MIG-1401

LIGHT DUST / Polvo claro

To create contrast in vehicles
35mL

Light colored enamel that can be used to create dusty effects on surfaces. Apply with a brush or airbrush and then fade with a clean brush moist in Enamel Thinner.



A.MIG-1402

FRESH MUD / Barro fresco

Realistic satin dark mud
35mL

Dark brown enamel effect ideally suited for creating muddy surfaces. It can be also mix with plaster to create volume. Apply with a brush or airbrush and then fade with a clean brush moist with Enamel Thinner.



A.MIG-1403

EARTH / Tierra

Useful for all kind of subjects
35mL

Create dirt and mud effects with this realistic earth colored enamel. It can be also mix with plaster to create volume. Apply with a brush or airbrush and then fade with a clean brush moist with Enamel Thinner.



A.MIG-1404

NORTH AFRICA DUST / Polvo del norte de Africa

Perfect for desertic enviroiments
35mL

Light tan colored effect ideally suited to creating dusty accumulations on surfaces. Apply with a brush or airbrush and then fade with a clean brush moist with Enamel Thinner.



A.MIG-1405

DARK MUD / Barro oscuro

Enamel to create nature effect
35mL

This dark earth colored effect can be used alone or mixed with other earth tones. Mix with plaster to create accumulations of textured mud and earth. Apply and fade with a clean brush moist with Enamel Thinner.



A.MIG-1406

DAMP EARTH / Tierra húmeda

Satin earth tone for dioramas
35mL

Earth colored effect that dries with a satin finish for the appearance of wet or damp mud. Mix with plaster to create accumulations of textured mud and earth. Apply and blend with a clean brush moist with Enamel Thinner.



A.MIG-1407

ENGINE GRIME / Suciedad de motor

Matt grey tone
35mL

This dark grey colored effect is perfect for creating the grimy appearance and accumulated dirt of well used engines. Apply and blend with a clean brush moist with Enamel Thinner.



A.MIG-1408

FRESH ENGINE OIL / Aceite fresco de motor

Authentic fresh oil effect for engines
35mL

Create fresh oil leaks and stains with this enamel effect for the most realistic vehicles. Apply with a brush in different layers of different intensities for the most realistic effects.



A.MIG-1409

FUEL STAINS / Combustible derramado

Semy gloss and very realistic
35mL

Light amber colored effect that dries with a satin finish. Can be used alone or in combination with other effects to create a range of spilled fuel effects. Apply with a brush in different layers of different intensities for the most realistic effect.



A.MIG-1410

SLIMY GRIME DARK / Suciedad musgosa oscura

Harbours, sea dioramas, ships, green stuff
35mL

This light green colored effect is perfect for creating fresh moss and slimy surfaces caused by dampness. Apply and fade with a clean brush moist with Enamel Thinner.



A.MIG-1411

SLIMY GRIME LIGHT / Suciedad musgosa clara

Harbours, sea dioramas, ships
35mL

This dark green colored effect is perfect for creating moss and slimy surfaces caused by dampness. Apply and fade with a clean brush moist with Enamel Thinner.



HEAVY MUD



Enamel soil product to mimic the thick mud accumulations found on vehicles and machinery ready to be applied to your model. This product contains a special very realistic and uneven texture that can be worked until dry. No color changes occur when dry and it is durable and resistant to handling, making it ideally suitable for players of Wargames. This mud is high density and is very compact, the modeler can use it to create large accumulations on tanks, trucks, and excavators. Each color and texture can be mixed together and you may even add other natural elements such as branches, leaves or dirt and rocks to make even more amazing effects. As these products are enamel, they can be diluted with A.MIG-2018 Odorless Thinner to easily create streaking effects or very smooth transitions. Dries slowly and can be retouched during the drying process to achieve different textures and effects. For the most realistic effects, lighter colors are matt while the darkest colors are glossy and bright to mimic effects unobtainable with mixtures of moist mud made with plaster or other products. It is the most advanced and realistic for this innovative purpose available today. Other existing products of fine arts origins are acrylic resin mixed with an unrealistic and oversized texture, this innovative new solution has been designed specifically for realistic effects with the scale modeler in mind.



Producto para imitar el barro espeso en cualquier tipo de vehículo o maquinaria y listo para ser aplicado en tu modelo. Este producto contiene una textura especial muy realista e irregular que puede trabajarse mientras seca. No cambia de color cuando seca y es resistente al manipulado, siendo especialmente indicado para jugadores de Wargames. Este barro es de alta densidad y es muy compacto y el modelista puede usarlo para crear grandes acumulaciones en su tanque, camión o excavadora. Se pueden mezclar entre ellos y es posible incluso añadir otros elementos naturales como ramas, hojas o tierra y piedras para hacer efectos aún más sorprendentes. Como este producto es tipo esmalte, puede diluirse con aguarrás y haces efectos de escurridos o transiciones muy suaves. Se ca lentamente y se puede retocar en el proceso de secado para conseguir distintas texturas. Además, los colores más claros son mates y los más oscuros son satinados y brillantes para imitar el efecto de humedad imposible de conseguir con mezclas de barro hechas con escayola u otros productos. Es el producto más avanzado y realista para hacer estos efectos y no existe nada igual en el mercado. Otros productos existentes son resinas acrílicas mezcladas con una textura poco real y sobredimensionada, pero este barro está diseñado específicamente para modelistas y no para las bellas artes.

A.MIG-1700

DRY LIGHT SOIL / Suelo seco ligero

35 mL

Light tan textured dry soil effect perfect for realistic thick deposits of dry high density soil. Realistically adds the final touches of variable textured soil to your model. Apply with a brush or spatula tool, manipulate or remove with a clean brush moist with thinner. This effect can be used alone or with other enamel earth tones.



A.MIG-1701

THICK SOIL / Suelo espeso

35 mL

Yellow brown textured dry soil effect can be used to create the accumulation of heavy summer soil. Realistically creates the final touches of variable textured soil to your model. Apply with a brush or tool, manipulate or remove with a clean brush moist with thinner. This effect can be used alone or with other enamel earth tones.



A.MIG-1702

TURNED EARTH / Tierra removida

35 mL

Thick earth color enamel medium with varied texture. Useful for almost all subjects. Realistically adds the final touches of variable textured earth to your model. Apply with a brush or tool, manipulate or remove with a clean brush moist with thinner. This effect can be used alone or with other enamel earth tones.



A.MIG-1703

MOIST GROUND / Suelo húmedo

35 mL

Satin Damp ground textured enamel medium for creating damp or wet high density ground. Realistically creates the final touches of variable textured ground to your model. Apply with a brush or tool, manipulate or remove with a clean brush moist with thinner. This effect can be used alone or with other enamel earth tones.




A.MIG-1704

HEAVY EARTH / Tierra pesada

35 mL

Dark mud color textured enamel medium perfect for creating accumulations of textured high density mud and earth. Realistically create the final touches of variable textured earth to your model. Apply with a brush or tool, manipulate or remove with a clean brush moist with thinner. This effect can be used alone or with other enamel earth tones.



A.MIG-1705

WET MUD / Barro húmedo

35 mL

Fresh wet mud textured enamel medium realistically recreates surfaces with heavy mud accumulations. Realistically adds the final touches of variable textured mud to your model. Apply with a brush or tool, manipulate or remove with a clean brush moist with thinner. This effect can be used alone or with other enamel earth tones.



MEDIUM DENSITY MUD SPLASHES



Enamel Splashed Soil product realistically creates the effects of fine mud splattered and splashed as well as dense accumulations of dirt and dust on your vehicles. This product contains a special irregular and very realistic texture that is very difficult to reproduce with the classic method of mixing plaster and other outdated methods. This product is medium density that allows subtle effects of fine clay as well as very realistic accumulations of dirt and dust with a light texture. This product is an enamel type and can be mixed with other products in the AMMO range, as well as cleaned and diluted with A.MIG-2019 Enamel Odorless Thinner. By applying this product with a brush and airbrush, we get incredible effects of mud splattered on vehicles with a realism never seen before. Corrections and adjustments can be made over several hours and cures to a permanent and durable finish. For the most realistic effects, lighter colors are matt while the darkest colors are glossy and bright to mimic effects unobtainable with mixtures of moist mud made with plaster or other products. It is the most advanced and realistic for this innovative purpose available today. Other existing products of fine arts origins are acrylic resin mixed with an unrealistic and oversized texture, this innovative new solution has been designed specifically for realistic effects with the scale modeler in mind.



Producto para hacer efectos de barro fino salpicado o acumulaciones de tierra y polvo denso en tus vehículos. Este producto contiene una textura especial, irregular y muy realista que es muy difícil de reproducir con el método clásico de mezclar escayola y otros productos. Este producto es de media densidad y permite hacer defectos de barro sutiles y finos, así como acumulaciones muy realistas de tierra y polvo con una ligera textura. Este producto es tipo esmalte y puede mezclarse con otros productos de la gama AMMO, pero también permite limpiarse y diluirse con AMMO OUDERLESS THINNER. Aplicando este producto con un pincel y aire de un aerógrafo, conseguiremos efectos increíbles de salpicado de barro en nuestros vehículos con un realismo nunca visto antes. Permite corregir durante las siguientes horas y cuando seca queda fijado para siempre. Además, los colores más claros son mates y los más oscuros son satinados y brillantes para imitar el efecto de humedad imposible de conseguir con mezclas de barro hechas con escayola u otros productos. Es el producto más avanzado y realista para hacer estos efectos y no existe nada igual en el mercado.

A.MIG-1750

DRY EARTH / Tierra seca

35 mL

Light tan textured dry soil effect perfect for realistic touches of dry light colored medium density soil. Realistically creates the final touches of variable textured soil to your model. Apply with a brush or spatula tool, manipulate or remove with a clean brush moist with thinner. This effect can be used alone or with other enamel earth tones.



A.MIG-1751

DRY STEPPE / Estepa seca

35 mL

Yellow brown textured dry soil effect can be used to create the accumulation of medium density dry summer soil. Realistically adds the final touches of variable textured soil to your model. Apply with a brush or tool, manipulate or remove with a clean brush moist with thinner. This effect can be used alone or with other enamel earth tones.



A.MIG-1752

LOOSE GROUND / Tierra suelta

35 mL

Earth color enamel medium with varied texture. Useful for almost all subjects. Realistically creates the final touches of variable medium textured earth to your model. Apply with a brush or tool, manipulate or remove with a clean brush moist with thinner. This effect can be used alone or with other enamel earth tones.




A.MIG-1753

TURNED DIRT / Suciedad removida

35 mL

Satin damp ground textured enamel medium for creating medium density damp or wet ground. Realistically creates the final touches of variable textured ground to your model. Apply with a brush or tool, manipulate or remove with a clean brush moist with thinner. This effect can be used alone or with other enamel earth tones.



A.MIG-1754

DAMP EARTH / Tierra húmeda

35 mL

Dark mud color textured enamel medium perfect for creating accumulations of medium density textured mud and earth. Realistically add the final touches of variable textured earth to your model. Apply with a brush or tool, manipulate or remove with a clean brush moist with thinner. This effect can be used alone or with other enamel earth tones.



A.MIG-1755

WET GROUND / Suelo mojado

35 mL

Fresh wet ground textured enamel medium realistically recreates surfaces with medium density mud accumulations. Realistically add the final touches of variable textured mud to your model. Apply with a brush or tool, manipulate or remove with a clean brush moist with thinner. This effect can be used alone or with other enamel earth tones.



MUD & EARTH SETS

Sets de Barro y Tierra

A.MIG-7439

DAMP SOILS

Suelos húmedos

3 enamel jars 35 mL

Set to create realistic mud and splashes effects on any type of model subject.

Included colors:

- A.MIG-1753 TURNED DIRT
- A.MIG-1703 MOIST GROUND
- A.MIG-1701 THICK SOIL



A.MIG-7440

ARID & DUSTY SOILS

Suelos áridos y polvorientos

3 enamel jars 35 mL

Set to create realistic mud and splashes effects on any type of model subject.

Included colors:

- A.MIG-1750 DRY EARTH
- A.MIG-1700 DRY LIGHT SOIL
- A.MIG-1751 DRY STEPPE



A.MIG-7441

CHURNED EARTH SOILS

Suelos de tierra agitada

3 enamel jars 35 mL

Set to create realistic mud and splashes effects on any type of model subject.

Included colors:

- A.MIG-1702 TURNED EARTH
- A.MIG-1752 LOOSE GROUND
- A.MIG-1704 HEAVY EARTH



A.MIG-7442

GLOSSY WET MUD SOILS

Suelos de barro húmedo brillante

3 enamel jars 35 mL

Set to create realistic mud and splashes effects on any type of model subject.

Included colors:

- A.MIG-1754 DAMP EARTH
- A.MIG-1755 WET GROUND
- A.MIG-1705 WET MUD



Find more information with the following QR code



STEPbySTEP



CHIPPING AND BURNISHING PRODUCTS

Productos para desconchado y envejecido de metales

A.MIG-2011

HEAVY CHIPPING EFFECTS
Efectos de desconchado

Odorless fluid to create Heavy Chipping Effects.
Jar of 35 mL



A.MIG-2010

SCRATCHES EFFECTS
Efectos de rozaduras

Odorless fluid to create Scratches Effects.
Jar of 35 mL



Find more information with the following QR code



THINNERS AND AUXILIARY PRODUCTS

Diluyentes y otros productos auxiliares de envejecimiento

A.MIG-2012

SAND & GRAVEL GLUE
Adhesivo para grava y arena

Glue for different materials such gravel, sand, stones.

100 mL



A.MIG-2015

WET EFFECTS
Efectos de humedad

Special semi-glossy liquid to create wet effects and water.

35 mL



A.MIG-2018

ENAMEL OUDERLESS THINNER 35ML
Diluyente para esmaltes inoloro 35ml

Perfect enamel thinner for weathering effects

35 mL

Our odorless thinner is specifically designed for use with AMMO Washes and Effects allowing you the greatest flexibility to create any density of effect.

Jar of 35 mL.



A.MIG-2019

ENAMEL ODOURLESS THINNER 100ML
Diluyente para esmaltes inoloro 100ml

Perfect enamel thinner for weathering effects

100 mL

Our odorless thinner is specifically designed for use with AMMO Washes and Effects allowing you the greatest flexibility to create any density of effect.

Jar of 100 mL.



A.MIG-2020

METALLIC TRACKS BURNISHING FLUID
Líquido para tratar cadenas metálicas.

Burnishing agent for metallic tracks of any type

100 mL

Burnishing agent for white metal tracks of any brand. In just few minutes you can blacken metallic tracks in a realistic dark rust color. The result is also matt, durable, and permanent so it is the perfect base for later treatments with pigments or paints.



A.MIG-2021

PHOTOETCH BURNISHING FLUID
Fluido para oxidar fotograbados.

Burnishing agent for photoetch

100 mL

Burnishing agent for photo etch parts and brass barrels. Instant blackening for turned brass barrels and photo etch within about 3-5 minutes. Photoetch Burnishing Fluid also blackens tin solder used for soldering Photoetch for a uniform effect.



WEATHERING SETS

Sets de Efectos de Envejecido

A.MIG-7400

PIGMENTS RUST SET *Set pigmento oxidados*

Set with different pigment rust tones
3 enamel jars 35mL

The pigments set you need to give your kits the rusty look you want. This set includes a range of 3 tones which can be used independently or mixed to accurately create all types of rusty surfaces.

This set contains:

A.MIG-3006 LIGHT RUST
A.MIG-3008 TRACK RUST
A.MIG-3005 MEDIUM RUST



A.MIG-7401

SUMMER DUST SET / *Set de polvo de verano*

Set with different summer dust tones
3 enamel jars 35mL

With this set you will be able to add a dusty appearance to your models. The colors in this set accurately replicate the Kursk battlefield and any other dry and dusty area of operation. Includes 2 enamels and 1 pigment.

This set contains:

A.MIG-1400 KURSK SOIL
A.MIG-1401 LIGHT DUST
A.MIG-3002 LIGHT DUST PIGMENT



A.MIG-7402

ENGINES OIL & FUEL / *Set para motores*

Set with different engine effects
3 enamel jars 35mL

The essential weathering set for all types of engine effects, including grease and fuel stains. Engines, fuel tanks, mechanical parts and all kinds of dirty engine greased surfaces can be weathered with this set.

This set contains:

A.MIG-1407 ENGINE GRIME
A.MIG-1408 FRESH ENGINE OIL
A.MIG-1409 FUEL STAINS



A.MIG-7403

RUSTY VEHICLES / *Set de vehiculos oxidados*

Set with different rust tones
3 enamel jars 35mL

The perfect set to give a rusty look to your vehicles of any type. But it is also essential for small parts and details in a diorama.

This set contains:

A.MIG-1002 TRACKS WASH
A.MIG-1004 LIGHT RUST WASH
A.MIG-1204 STREAKING RUST EFFECTS



A.MIG-7404

FIGHTING COMPARTMENT / *Set para interiores*

Set with different tones for weathering interiors
3 enamel jars 35mL

Set for weathering interiors of armored fighting vehicles. With this set you will be able to weather and give a realistic look to the interior parts of your vehicle in a simple way.

This set contains:

A.MIG-1003 INTERIORS WASH
A.MIG-1200 STREAKING GRIME FOR INTERIORS
A.MIG-3009 GUN METAL PIGMENT



A.MIG-7405

MUD EASTERN FRONT *Set del barro del Frente Oriental*

Set with different mud tones
3 enamel jars 35mL

This set allows us to apply the dark and damp mud typical of the Eastern Front in our vehicles. But, these products can be used to represent dark mud elsewhere in the world.

This set contains:

A.MIG-1402 FRESH MUD
A.MIG-1405 DARK MUD
A.MIG-3007 DARK EARTH PIGMENT



A.MIG-7406


D.A.K. VEHICLES / *Set para vehiculos del DA*

Set with different tones for North Africa
3 enamel jars 35mL

This special set combines the correct colors and effects for all D.A.K. vehicles as well as other North African and desert scenarios. Includes a wash, streaking and dust effect for a full range of possibilities.

This set contains:

A.MIG-1001 AFRIKA KORPS WASH
A.MIG-1201 STREAKING GRIME FOR DAK
A.MIG-1404 NORTH AFRIKA DUST



A.MIG-7408

EUROPE EARTH SET / *Set de tierras europeas*

Set with different Europe earth tones
3 enamel jars 35mL

The necessary set for weathering any vehicle that has rolled down a dirt road. These products enable you to apply dust and earth effects to any vehicle, especially those located in Europe.

This set contains:

A.MIG-1403 EARTH
A.MIG-1406 DAMP EARTH
A.MIG-3004 EUROPE EARTH



A.MIG-7409

HUMIDITY & WET EFFECTS *Set de efectos de humedads*

Set with different wet and slime effects
3 enamel jars 35mL

Use this set to detail a nice vignette, an abandoned ship and the effects of seaweed in a port or add interesting moss details and wet areas in a diorama. With it you can add two types of mossy dirt, dark or clear, to obtain variety.

This set contains:

A.MIG-2015 WET EFFECTS
A.MIG-1410 SLIMY GRIME DARK
A.MIG-1411 SLIMY GRIME LIGHT



A.MIG-7410

U.S MODERN VEHICLES *Set de vehiculos USA modernos*

Set with different US modern weathering effects
3 enamel jars 35mL

The necessary set for weathering American vehicles in Iraq or Afghanistan. This set is also well suited for weathering tan vehicles in desert settings.

This set contains:

A.MIG-1007 US MODERN VEHICLES WASH
A.MIG-1207 STREAKING GRIME FOR US MODERN VEHICLES
A.MIG-3003 NORTH AFRICA DUST PIGMENT



A.MIG-7407

PANZER GREY

Set de iniciación para vehículos gris panzer
 Starter set for Panzer Grey WWII vehicle

The basic, but indispensable color set to paint German vehicles in the Panzer Grey color used during the early stages of Second World War. One set for all the essential products for a vehicle of this color.

This set contains:

- A.MIG-1006 BLUE WASH FOR PANZER GREY
- A.MIG-1202 STREAKING GRIME FOR PANZER GREY
- A.MIG-0008 RAL 7021 DUBKELGRAU



A.MIG-7411

WINTER CAMO

Set de iniciación para camuflajes invernales
 Starter set for winter camo vehicles

The necessary and perfect starter set for weathering a winter vehicle.

This set contains:

- A.MIG-2010 SCRATCHES EFFECTS
- A.MIG-0047 WHITE
- A.MIG-1205 STREAKING GRIME FOR WINTER VEHICLES



A.MIG-7412

GERMAN TANKS

Set de iniciación para vehículos alemanes
 Starter set for Panzer Grey WWII vehicle

A basic, but indispensable color set for painting German vehicles in the popular Dark Yellow color as used during World War II.

This set contains:

- A.MIG-0011 DUNKELGELB
- A.MIG-1203 STREAKING GRIME
- A.MIG-1000 BROWN WASH FOR GERMAN DARK YELLOW.



A.MIG-7413

U.S. GREEN TANKS

Set de iniciación para vehículos verdes USA
 Starter set for US Green vehicles

The basic, but indispensable color set for painting American vehicles in the popular Olive Green used during World War II and after by the U.S. Army.

This set contains:

- A.MIG-0926 OLIVE DRAB BASE
- A.MIG-1005 DARK BROWN WASH FOR GREEN VEHICLES
- A.MIG-1206 DARK STREAKING GRIME



A.MIG-7428

CHIPPING SET FOR MECHAS

Set de desconchado para mechas
 2 weathering enamel products + 1 acrylic color

Basic set for some of the common effects found on robots and Mechas. Provides the necessary products to create paint chips and chipped grime as seen in the book 'IN COMBAT, Painting Mechas'. It can also be used on any kind of machinery, dioramas, trucks, bulldozers or spaceships.

This set contains:

- A.MIG-0044 CHIPPING
- A.MIG-2010 SCRATCHES EFFECTS
- A.MIG-1407 ENGINE GRIME



A.MIG-7429

WEATHERING SET FOR MECHAS

Set de envejecimiento para mechas
 3 weathering enamel products

Basic set to recreate weathering effects on robots, Mechas, spaceships and any kind of Sci-Fi vehicles and machinery. This set and the ref. A.MIG 7428 CHIPPING SET FOR MECHAS complements each other. Application methods are shown in the book 'IN COMBAT, Painting Mechas'

This set contains:

- A.MIG-1500 FILTER BROWN FOR WHITE
- A.MIG-1201 STREAKING GRIME FOR DAK
- A.MIG-3007 DARK EARTH



A.MIG-7444

SPACESHIP SCI-FI WEATHERING SET

Set de envejecido para naves de ciencia ficción
 Wash, streaking effect and pigment set. 3 jars 35mL

The essential weathering set for all types of space craft and mechas of all types and sizes. With this set, you will be able to weather and apply realistic and dynamic effects. It is especially designed for light colors and dirty weathering typical of sci-fi crafts.

This set contains:

- A.MIG-1009 STARSHIP WASH
- A.MIG-1209 STARSHIP STREAKING
- A.MIG-3020 METAL SLAG



A.MIG-7505

STARSHIP COLORS SET

Colores de naves espaciales
 Set of three Oil paints with fine brush applicator

Oilbrusher is the innovative oil paint with built-in applicator brush; this unique and innovative AMMO feature ends the need to clean up messy oils after each use. The modern container also includes the dispenser-cleaner system which removes excess paint from the brush.

This set contains:

- A.MIG-3500 BLACK
- A.MIG-3501 WHITE
- A.MIG-3513 STARSHIP FILTH



A.MIG-7145

CIVIL VEHICLES WEATHERING SET *Set de envejecimiento para vehículos civiles*

4 weathering enamel products + 1 acrylic color

The indispensable weathering set for all civilian vehicles. The ideal combination of washes, streaking, earth effects, and acrylic color, to bring realistic effects to all civilian machinery. Use them individually or in combination for a variety of effects.

This set includes:

- A.MIG-1007 MODERN VEHICLES WASH
- A.MIG-1406 DAMP EARTH
- A.MIG-1204 STREAKING RUST EFFECTS
- A.MIG-3007 DARK EARTH
- A.MIG-0042 OLD RUST ACRYLIC



A.MIG-7146

CIVIL ENGINES WEATHERING SET *et de envejecimiento para motores civiles*

3 weathering enamel products + 2 pigment

Whether it is an automobile, tractor, or any other civilian subject, this is the perfect set for weathering civilian engines. With both grease and oil enamels, dark brown wash, and 2 essential pigments, you will be able to create the most realistic engines, fuel tanks, and dirty mechanical surfaces.

This set includes:

- A.MIG-1407 ENGINE GRIME
- A.MIG-1408 FRESH ENGINE OIL
- A.MIG-1005 DARK BROWN WASH FOR GREEN VEHICLES
- A.MIG-3001 BLACK PIGMENT
- A.MIG-3014 RUSSIAN EARTH PIGMENTS



A.MIG-7427

FURY SHERMAN SET / *Set Sherman Fury*

Starter Set for late WWII Sherman

Set with essential and necessary products to paint late WWII Sherman tanks, for example any of those which appears in 'Fury' motion picture. The easiest and fastest solution for all modellers, from the experienced modeller who needs basic products for these vehicles to the newcomer that needs the necessary items to begin to paint a Sherman.

This set includes:

- A.MIG-0046 MATT BLACK
- A.MIG-0926 OLIVE DRAB BASE
- A.MIG-1005 DARK BROWN WASH FOR BROWN VEHICLES
- A.MIG-1402 FRESH MUD
- A.MIG-3004 EUROPE EARTH.



A.MIG-7147

MODERN RUSSIAN VEHICLES WEATHERING SET *Set de envejecido para vehículos rusos modernos*

4 weathering enamel products + 1 pigment

This new set includes a selection of all basic and necessary products to weather most of the current Russian vehicles, either in a single green or with some of the most popular contemporary camouflage. This set includes everything from the initial filter, washes drainage and streaking, earth, earth effects, and dry pigments.

This set contains:

- A.MIG-1005 DARK BROWN WASH FOR GREEN VEHICLES
- A.MIG-1203 STREAKING GRIME
- A.MIG-1400 KURSK SOIL
- A.MIG-1506 BROWN FOR DARK GREEN
- A.MIG-3014 RUSSIAN EARTH.



A.MIG-7443

DRY EARTH TRACKS / *Orugas de terreno seco*

Weathering paint set for tracks in dry theatre

Create the unique appearance of the accumulations of dust and wear unique to AFVs in dry arid terrain. Such harsh and abrasive conditions create effects of dry rust A.MIG-1004, polished metal links A.MIG-034, A.MIG-192, and the accumulation of dust and pulverized earth A.MIG-1751, A.MIG-3003 only with this all inclusive multi-media Dry Earth Tracks Set.

This set includes:

- A.MIG-1002 TRACK WASH
- A.MIG-3003 NORTH AFRICA DUST
- A.MIG-1751 DRY STEPPE
- A.MIG-0034 RUST TRACKS
- A.MIG-0192 POLISHED METAL.



A.MIG-7438

WET EARTH TRACKS / *Orugas de terreno húmedo*

Weathering paint set for tracks in dry theatre

The most diverse and realistic effects of tracked vehicles slogging wet ground, accumulating the various textures of wet earth and soil. The distinct appearance of wet and worn tracks is easily recreated A.MIG-035, A.MIG-1002, A.MIG-3009, while the variety of textures and tones is essential for tracks in wet terrain A.MIG-1705, A.MIG-1752.

This set includes:

- A.MIG-1705 WET MUD
- A.MIG-1752 LOOSE GROUND
- A.MIG-1004 LIGHT RUST WASH
- A.MIG-3009 GUN METAL PIGMENT
- A.MIG-0035 DARK TRACKS.



A.MIG-7437

GERMAN CAMOUFLAGE WEATHERING SET / *Set envejecido camuflaje alemán*

1 wash, 1 streaking, 1 Filter, 1 Pigment, 1 splash

The indispensable finishing and weathering set for German camouflage schemes. With the ideal wash, streaking, filter, pigment, and mud splashes colors. These effects can be used for almost any German Camouflage to create a wide variety of realistic effects and finishes. Use them individually or in combination for a variety of effects. The set includes 4 enamel jars 35ml, 1 pigment 35 ml.

This set includes:

- A.MIG-1000 BROWN WASH FOR GERMAN DARK YELLOW
- A.MIG-1203 STREAKING GRIME
- A.MIG-1510 TAN FOR 3 TONE CAMO
- A.MIG-1751 DRY STEPPE
- A.MIG-3007 DARK EARTH.



A.MIG-7446

NATO WEATHERING SET / *Set de envejecido de la OTAN*

Set of 5 colors to weathering and finishing vehicles with NATO camouflage schemes

Essential weathering and finishing set for vehicles with NATO camouflage schemes. This set includes the most suitable products for this task: a wash, streaking, a filter, a pigment, and a product for mud splashes. These references can be used for any vehicle with the standard three-tone camouflage of NATO.

- A.MIG-1510 TAN FOR 3 TONE CAMO
- A.MIG-1008 DARK WASH
- A.MIG-1203 STREAKING GRIME
- A.MIG-1753 TURNED DIRT
- A.MIG-3004 EUROPE EARTH.



A.MIG-7470

DEPOT AREAS - SLUDGE TRACKS WEATHERING SET

Áreas de almacenamiento - Raíles embarrados, Set de envejecido.

Set of 5 colors to weathering all types of areas of railroad depots

Set specially designed for weathering all types of railroad depots and maintenance areas, water or coal depots, diesel or steam locomotive maintenance areas, or for tracks in maneuvering zones, with a lot of use or even abandoned in industrial areas. You can make rust effects, old metal effects, dirt in general and many other effects that we usually see in railway stations.

This set includes:

- A.MIG-1002 TRACKS WASH
- A.MIG-1004 LIGHT RUST WASH
- A.MIG-1407 ENGINE GRIME
- A.MIG-1408 FRESH ENGINE OIL
- A.MIG-3020 METAL SLAG



A.MIG-7454

ISRAELI CONFLICTS PIGMENT COLLECTION

Conflictos Israelíes - Colección de pigmentos

5 pigment products

This set offers a new range of pigments inspired by the Middle East landscapes to accurately set your vehicles and dioramas in this unique location. It not only offers pigment colors for Israeli vehicles, but also for Syrian, Lebanese, Jordanian, or Egyptian as well. These pigments can also be used for any other subject where this selection of colors is appropriate. Introducing a new range of earth, dust, and dirt colors which provide a touch of realism to all your models.

This set includes:

- A.MIG-3018 MIDDLE EAST DUST
- A.MIG-3023 SINAI DUST
- A.MIG-3024 NEGEV SAND
- A.MIG-3025 SYRIAN GROUND
- A.MIG-3026 GOLAN EARTH



A.MIG-7447

FIRST AID BASIC WASHES / Colores de lavados básicos

This set provides the easiest solution to the novice modeler who is just starting in the hobby and does not really know what is needed. This set includes the most universal weathering products most commonly used for any subject, from dark wash to rust effects. You will be able to apply most wash techniques to your models knowing that it is a selection created by Mig Jiménez himself based on the products that he invariably uses on all of his models. This set is a perfect solution if you get lost in our wide range of products. A starter set for beginners, occasional modelers, and those who simply do not have enough time to build their own selection of colors.

This set includes:

- A.MIG-1002 TRACK WASH
- A.MIG-1004 LIGHT RUST WASH
- A.MIG-1008 DARK WASH
- A.MIG-1203 STRAKING GRIME
- A.MIG-1400 KURSK SOIL



A.MIG-7448

FIRST AID BASIC PIGMENTS / Colores de pigmentos básicos

This set provides the easiest solution to the novice modeler who is just starting in the hobby and does not really know what is needed. This set includes the most universal pigment powders most commonly used for any model and ranges from an earth tone to our popular gun metal pigment. You will be able to apply most dust, rust, and dirt effects on your models knowing that it is a selection created by Mig Jiménez himself based on the pigments that he invariably uses on all of his models. A perfect solution should you get lost in our wide range of products. A starter set for beginners, occasional modelers, and those who simply do not have enough time to build their own selection of colors.

This set includes:

- A.MIG-3004 EUROPE EARTH
- A.MIG-3007 DARK EARTH
- A.MIG-3008 TRACK RUST
- A.MIG-3009 GUN METAL
- A.MIG-3013 RUBBLE



A.MIG-7455

WINTER-AUTUMN GROUND PIGMENT / Pigmentos para tierra Invierno-Otoño

Set de 4 pigmentos de Alta calidad + Fijador de Pigmentos listos para usar. Botes 30 mL.

Cold and humid environments during winter and autumn tend to exhibit darker earth tones than terrain in warmer climates or seasons. This new set brings together a series of new dark shades of earth pigment tones. This set is ideal for representing the dark appearance of wet or fertile soil seen in many locations across Europe and Russia. These tones are also useful for agricultural and rural settings around the world. This set includes a complete range of realistic earth tones to help give more depth to your work and also includes pigment fixer.

This set includes:

- A.MIG-3000 PIGMENT FIXER
- A.MIG-3027 FARM DARK EARTH
- A.MIG-3028 CITY DARK DUST
- A.MIG-3029 WINTER SOIL
- A.MIG-3030 FACTORY DIRT GROUND



A.MIG-7801

WOOD EFFECTS SET / Set efectos para madera

4 jars 10mL, 4 jars 17mL, 1 jar 30mL, 3 jars 35mL & 1 jar 60mL.

Wood Effects Set contains all the material necessary for authentically replicating natural wood surfaces including 2 different highly realistic wood grain decals from Uschi van der Rosten. This complete set provides the materials required including base colour, wood grain decals, washes, and streaking effects. The product range is accompanied by detailed everything you will need for accurately painting and weathering wood surfaces on aircraft, trains, armour, and civilian subjects.

This set includes:

- A.MIG-0038 LIGHT WOOD
- A.MIG-0088 KHAKI BROWN
- A.MIG-0093 CRYSTAL RED
- A.MIG-0097 CRYSTAL ORANGE
- A.MIG-3508 DARK MUD
- A.MIG-3512 DARK BROWN
- A.MIG-3514 EARTH
- A.MIG-3515 OCHRE
- A.MIG-1001 AFRICA KORPS WASH
- A.MIG-1618 PLW DEEP BROWN
- A.MIG-1252 RED BROWN
- A.MIG-8212 AQUA GLOSS CLEAR
- A.MIG-2022 ONE SHOT PRIMER WHITE



A.MIG-7802

SUPER PACK DESERT & ARID BATTLEFIELDS

SUPER PACK desiertos y campos de batalla áridos

Includes all the products you need to create any type of dirt and weathering effect typical of battlefields in arid and desert environments. Dust, earth, sand, rain marks, dry mud, splashes, all kinds of dust spots, and even paints to apply sand-colour washable camouflage schemes.

This pack is a complete and comprehensive system that allows you to accurately represent all the distinctive weathering effects typical of arid environments on your models, no matter the camouflage pattern of the subject. A great idea and solution for every enthusiast recently initiated in modelling, or those that seek the correct and accurate colours required conveniently selected and provided in a single box.

Products Included:

- A.MIG-0105 WASHABLE DUST (RAL 8000)
- A.MIG-0106 WASHABLE SAND (RAL 8020)
- A.MIG-1258 STREAKING DUST
- A.MIG-1401 LIGHT DUST
- A.MIG-1700 DRY LIGHT SOIL
- A.MIG-1701 THICK SOIL
- A.MIG-1750 DRY EARTH
- A.MIG-1751 DRY STEPPE
- A.MIG-3002 LIGHT DUST
- A.MIG-3012 SAND
- A.MIG-3523 DUSTY EARTH



A.MIG-7803

SUPER PACK WHITE WINTER CAMOUFLAGE

SUPER PACK camuflaje invernal

Includes all the products you need to create any type of dirt and weathering effect typical of battlefields in arid includes a full range of products used to paint and weather any style of winter camouflage, including both chipped and scuffed schemes and washable white finishes. This set also includes the products used to apply the characteristic dirt effects seen in winter settings, filters, streaking effects, washes, chipping, and rust staining.

A comprehensive and complete system with which you will be able to realistically paint your armour and aircraft models in any winter camouflage scheme. A great idea and solution for every enthusiast recently initiated in modelling, or those that seek the correct and accurate colours required conveniently selected and provided in a single box.

Products Included:

- A.MIG-0024 WASHABLE WHITE CAMO
- A.MIG-0050 MATT WHITE
- A.MIG-1010 NEUTRAL WASH
- A.MIG-1205 STREAKING GRIME FOR WINTER VEHICLES
- A.MIG-1254 RUST
- A.MIG-1255 WINTER GRIME
- A.MIG-1500 BROWN FOR WHITE
- A.MIG-1502 DARK GREY FOR WHITE
- A.MIG-2011 HEAVY CHIPPING EFFECTS
- A.MIG-3501 WHITE



ACRYLIC TEXTURES

Efectos de naturaleza



From an easy and ready to use acrylic base, this product can be applied to both small and large surfaces. The application is very simple and ideal for creating realistically textured volume on models and ground work. This product can be mixed with other materials such as pigments to create amazing effects. This unique product is ideal for any scale ranging from 1/16 to 1/72. If the result is too granular, simply let it dry and lightly sand the surface to create the desired texture. Non-toxic and odorless, dilute and clean with water.



Con una fórmula única y un realismo extremo, su acabado es prácticamente idéntico a la realidad. Partiendo de una base acrílica, que la hace fácil y lista para usar, se puede emplear en pequeñas y grandes superficies. Su aplicación es muy sencilla e ideal para crear volúmenes en nuestras piezas. Se puede mezclar con otros materiales como pigmentos, creando efectos sorprendentes. El resultado sirve para cualquier escala, desde 1/16 a 1/72. Si el resultado es demasiado granuloso solo hay que dejar secar y lijar hasta conseguir la textura deseada. No tóxica e inodora, se diluye y limpia con agua.

A.MIG-2100

ARID DRY GROUND
Terreno árido y seco

250 mL acrylic product to create realistic grounds MATT



HOW TO
(page 128)

A.MIG-2101

DRY EARTH GROUND
Suelo de tierra seca

250 mL acrylic product to create realistic grounds MATT



A.MIG-2102

LIGHT EARTH GROUND
Suelo de tierra ligera

250 mL acrylic product to create realistic grounds SATIN



A.MIG-2103

TURNED EARTH GROUND
Suelo de tierra removida

250 mL acrylic product to create realistic grounds SATIN



A.MIG-2104

DARK MUD GROUND
Suelo de barro oscuro

250 mL acrylic product to create realistic grounds GLOSSY



A.MIG-2105

MUDDY GROUND
Terreno pantanoso

250 mL acrylic product to create realistic grounds GLOSSY



A.MIG-2106

SAND GROUND
Suelo de arena

250 mL acrylic product to create realistic grounds MATT



A.MIG-2107

ASPHALT TEXTURE GROUND
Terreno de asfalto

250 mL acrylic product to create realistic grounds MATT



A.MIG-2108

CONCRETE TEXTURE
Textura de hormigón

250 mL acrylic product to create realistic grounds MATT



A.MIG-2109

VIETNAM GROUND
Terreno de Vietnam

250 mL acrylic product to create realistic grounds MATT



ACRYLIC WATER

Agua Acrilica



This product has been specifically formulated to realistically represent any kind of water, such as oceans, rivers, lakes, waterfalls and even icy surfaces. This reference has the deep blue sea tint characteristic of deep sea surfaces.

A.MIG-2200

DEEP OCEANS
Océanos profundos

250 mL acrylic products to create realistic waters



Este producto está especialmente diseñado para realizar cualquier tipo de aguas con el mayor realismo, ya sean océanos, ríos, lagos, cascadas e incluso superficies de agua congelada. Este producto en concreto tiene el color azul marino oscuro de los mares más profundos y tempestuosos.

A.MIG-2201

PACIFIC WATERS / Aguas del pacífico

250 mL acrylic products to create realistic waters



A.MIG-2202

LAKE WATERS / Aguas del lago

250 mL acrylic products to create realistic waters



A.MIG-2203

WILD RIVER WATERS
Aguas de río salvaje


250 mL acrylic products to create realistic waters



A.MIG-2204

SLOW RIVER WATERS
Aguas de río tranquilo


250 mL acrylic products to create realistic waters



A.MIG-2205

CLEAR WATER / Agua clara

250 mL acrylic products to create realistic waters



HOW TO
(page 131)

Or find more information
with the following QR code

STEPbySTEP



GRASS MATS

Matojos de Hierba

A.MIG-8350

STONY STEPPE / *Estepa pedregosa*

Realistic ground with vegetation

This product represents a stony steppe in a realistic way, including bush, rocks, earth and usual colors in this landscape.



A.MIG-8351

STONY MOUNTAIN GROUND

Suelo de montaña pedregosa

Realistic ground with vegetation

This product represents a stony mountain ground in a realistic way, including bush, rocks, earth and usual colors in this landscape.



A.MIG-8352

PINEWOOD FOREST BASE / *Suelo de pinar*

Realistic ground with vegetation

This product represents a pinewood forest ground in a realistic way, including bush, rocks, earth and usual colors in this landscape.



A.MIG-8353

SPRING STEPPE / *Estepa primaveral*

Realistic ground with vegetation

This product represents a spring steppe ground in a realistic way, including bush, rocks, earth and usual colors in this landscape.



A.MIG-8354

TURFS LIGHT GREEN / *Pastos de hierba seca*

Realistic ground with vegetation

This product represents somewhat dry turfs in a realistic way, including earth, vegetation and usual colors in this landscape.



A.MIG-8355

TURFS MIDDLE GREEN / *Pastos de verde medio*

Realistic ground with vegetation

This product represents green and wet turfs in a realistic way, including earth, vegetation and usual colors in this landscape.



A.MIG-8356

TURFS - SMALL MIXTURE

Pastos mezclas de hierbas cortas

Realistic ground with vegetation.

This product represents short cut turfs in a realistic way, including earth, vegetation and usual colors in this landscape.



A.MIG-8357

AUTUMN TURFS / *Pastos otoñales*

Realistic ground with vegetation

This product represents autumn turfs in a realistic way, including earth, vegetation and usual colors in this landscape.



A.MIG-8358

STONY MOUNTAIN - SPRING

Suelo de montaña - Primavera

Realistic ground with vegetation

This product represents a stony mountain ground in the in a realistic way, including bush, earth, vegetation and usual colors in this landscape.



A.MIG-8359

SMALL BUSHES - AUTUMN

Arbusto pequeños - Otoño

Realistic ground with small grass mats

This product represents small bushes in Autumn colors.



A.MIG-8360

SMALL BUSHES - SPRING

Arbusto pequeños - Primavera

Realistic ground with small grass mats

This product represents small bushes in Spring colors.



A.MIG-8361

WILD MEADOW GROUND / *Tierra salvaje*

Realistic ground with vegetation

This product represents wild meadow ground in a realistic way, including earth, vegetation and usual colors in this landscape.



LEAVES

Hojas

Find more information with the following QR code



A.MIG-8400

MAPLE – AUTUMN
Arce - Otoño

Super realistic maple leaves

Autumn maple leaves made of printed paper cut by laser, super realistic and in high detail. Perfect to add a final touch of realism to your diorama, vehicles or figures. Easy to fix in place with a drop of ULTRA GLUE A.MIG-2031. Theirs size makes them optimum to scales 1:48, 1:35 or 1:32.



A.MIG-8401

OAK – AUTUMN
Roble - Otoño

Super realistic autumn oak leaves

Autumn oak leaves made of printed paper cut by laser, super realistic and in high detail. Perfect to add a final touch of realism to your diorama, vehicles or figures. Easy to fix in place with a drop of ULTRA GLUE A.MIG-2031. Theirs size makes them optimum to scales 1:48, 1:35 or 1:32.



A.MIG-8402

OAK - DRY LEAVES
Roble - Hojas secas

Super realistic dry oak leaves

Dry oak leaves made of printed paper cut by laser, super realistic and in high detail. Perfect to add a final touch of realism to your diorama, vehicles or figures. Easy to fix in place with a drop of ULTRA GLUE A.MIG-2031. Theirs size makes them optimum to scales 1:48, 1:35 or 1:32.



A.MIG-8403

OAK - DECAYING LEAVES
Roble - Hojas caídas

Super realistic decaying oak leaves

Decaying oak leaves made of printed paper cut by laser, super realistic and in high detail. Perfect to add a final touch of realism to your diorama, vehicles or figures. Easy to fix in place with a drop of ULTRA GLUE A.MIG-2031. Theirs size makes them optimum to scales 1:48, 1:35 or 1:32.



A.MIG-8404

LIME – AUTUMN
Tilo - Otoño

Super realistic lime leaves

Lime leaves made of printed paper cut by laser, super realistic and in high detail. Perfect to add a final touch of realism to your diorama, vehicles or figures. Easy to fix in place with a drop of ULTRA GLUE A.MIG-2031. Theirs size makes them optimum to scales 1:48, 1:35 or 1:32.



A.MIG-8405

LIME - DRY LEAVES
Tilo - Hojas secas

Super realistic dry lime leaves

Dry lime leaves made of printed paper cut by laser, super realistic and in high detail. Perfect to add a final touch of realism to your diorama, vehicles or figures. Easy to fix in place with a drop of ULTRA GLUE A.MIG-2031. Theirs size makes them optimum to scales 1:48, 1:35 or 1:32.



A.MIG-8406

BIRCH – AUTUMN
Abedul - Otoño

Super realistic birch leaves

Birch leaves made of printed paper cut by laser, super realistic and in high detail. Perfect to add a final touch of realism to your diorama, vehicles or figures. Easy to fix in place with a drop of ULTRA GLUE A.MIG-2031. Theirs size makes them optimum to scales 1:48, 1:35 or 1:32.



A.MIG-8407

BIRCH - DRY LEAVES
Abedul - Hojas secas

Super realistic dry birch leaves

Dry birch leaves made of printed paper cut by laser, super realistic and in high detail. Perfect to add a final touch of realism to your diorama, vehicles or figures. Easy to fix in place with a drop of ULTRA GLUE A.MIG-2031. Theirs size makes them optimum to scales 1:48, 1:35 or 1:32.



A.MIG-8408

TROPICAL LEAVES
Hojas tropicales

Super realistic tropical leaves

Tropical leaves made of printed paper cut by laser, super realistic and in high detail. Perfect to add a final touch of realism to your diorama, vehicles or figures. Easy to fix in place with a drop of ULTRA GLUE A.MIG-2031. Theirs size makes them optimum to scales 1:48, 1:35 or 1:32.



A.MIG-8409

TROPICAL LEAVES (VERSION 2)
Hojas tropicales (versión 2)

Super realistic tropical leaves

Tropical leaves made of printed paper cut by laser, super realistic and in high detail. Perfect to add a final touch of realism to your diorama, vehicles or figures. Easy to fix in place with a drop of ULTRA GLUE A.MIG-2031. Theirs size makes them optimum to scales 1:48, 1:35 or 1:32.



A.MIG-8410

EUROPEAN MIXTURE - DRY LEAVES
Mezcla europea - Hojas secas

Super realistic European leaves

European leaves made of printed paper cut by laser, super realistic and in high detail. Perfect to add a final touch of realism to your diorama, vehicles or figures. Easy to fix in place with a drop of ULTRA GLUE A.MIG-2031. Theirs size makes them optimum to scales 1:48, 1:35 or 1:32.



PLANTS

Plantas



Highly detailed laser cut paper plants. Accurately add realistic vegetation to ground work, dioramas, vignettes, and figure displays. Ideal for adding realistic and versatile vegetation details.



Hiper detalladas plantas de papel cortadas a laser. Perfectas para añadir vegetación realista a los terrenos en dioramas, viñetas o peanas de figuras. Suponen un añadido realista y versátil en nuestros trabajos.

A.MIG-8450

FERN
Helecho

Laser Cut Fern

Super realistic and high detailed laser cut fern. These fern are perfect to add a final touch of realism to your diorama, vehicles or figures. Theirs size makes them optimum to scales 1:48, 1:35 or 1:32.



A.MIG-8451

MARSH MARIGOLD
Caléndula del pantano

Laser cut marsh marigold

Super realistic and high detailed laser cut marsh marigold flowers. These marsh marigold are perfect to add a final touch of realism to your diorama, vehicles or figures. Theirs size makes them optimum to scales 1:48, 1:35 or 1:32.



A.MIG-8452

JUNGLE LEAVES
Hojas de jungla

Super realistic laser cut jungle leaves

Super realistic and high detailed laser cut jungle leaves. These leaves are perfect to add a final touch of realism to your diorama, vehicles or figures. Theirs size makes them optimum to scales 1:48, 1:35 or 1:32.



A.MIG-8453

TROPICAL FERN
Helechos tropicales

Super realistic laser cut tropical fern

Super realistic and high detailed laser cut tropical fern. These fern are perfect to add a final touch of realism to your diorama, vehicles or figures. Their size makes them optimum to scales 1:48, 1:35 or 1:32.



A.MIG-8454

GROUND PALMS
Palmeras rastreras

Super realistic laser cut ground palms

Super realistic and high detailed laser cut ground palms. These palms are perfect to add a final touch of realism to your diorama, vehicles or figures. Their size makes them optimum to scales 1:48, 1:35 or 1:32.




A.MIG-8455

HART'S TONGUE
Helecho seco

Super realistic laser cut Harth's. Tongue plants

Super realistic and high detailed paper laser cut Harth's Tongue. 18 plants included. These plants are perfect to add a final touch of realism to your diorama, vehicles or figures. The size makes them optimum for scales 1:48, 1:35, and 1:32.



A.MIG-8456

COMMON SEDGE
Matojo común

Super realistic laser cut Common. Sedge plants

Super realistic and high detailed paper laser cut Common Sedge. 18 plants included. These plants are perfect to add a final touch of realism to your diorama, vehicles or figures. The size makes them optimum for scales 1:48, 1:35, and 1:32.



A.MIG-8457

DRY FERN
Planta de hoja lanceada

Super realistic laser cut Dry Fern plants

Super realistic and high detailed paper laser cut Dry Fern. 18 plants included. These plants are perfect to add a final touch of realism to your diorama, vehicles or figures. The size makes them optimum for scales 1:48, 1:35, and 1:32.



A.MIG-8458

SUNFLOWERS
Girasoles

Super realistic laser cut Sunflowers for dioramas

Super realistic and highly detailed paper laser cut Sunflowers. 18 plants included. These plants are perfect to add a final touch of realism to your diorama, vehicles, or figures. The size makes them optimum for scales 1:48, 1:35, and 1:32. The different pieces for each plant allow us add volume to obtain a perfect Sunflower in scale.



A.MIG-8459

SCI-FI PLANTS
Plantas de ciencia ficción

Super realistic laser cut sci-fi plants for dioramas

Super realistic and high detailed paper laser cut sci-fi plants. These plants are perfect to add a final touch of realism to your diorama, vehicles or figures. The size makes them optimum for scales 1:48, 1:35, and 1:32.



A.MIG-8460

MEADOW FLOWERS MIX COLORS
Flores de prado mezcla colores

Super realistic laser cut Meadow Flowers for dioramas

Super realistic and high detailed laser cut Meadow Flowers. These palms are perfect to add a final touch of realism to your diorama, vehicles or figures. Their size makes them optimum to scales 1:48, 1:35 or 1:32.



A.MIG-8461

JUNGLE LEAVES (VERSION 2)
Hojas de jungla (versión 2)

Super realistic laser cut jungle leaves

Super realistic and high detailed laser cut jungle leaves. These leaves are perfect to add a final touch of realism to your diorama, vehicles or figures. Their size makes them optimum to scales 1:48, 1:35 or 1:32.



A.MIG-8462

IVY
Hiedra

Super realistic laser cut ivy plants.

Super realistic and high detailed laser cut ivy plants. These leaves are perfect to add a final touch of realism to your diorama, vehicles or figures. Their size makes them optimum to scales 1:48, 1:35 or 1:32.



A.MIG-8463

BULRUSH
Juncos

Super realistic laser cut bulrush.

Super realistic and high detailed laser cut bulrush. These leaves are perfect to add a final touch of realism to your diorama, vehicles or figures. Their size makes them optimum to scales 1:48, 1:35 or 1:32.



A.MIG-8464

NETTLE
Ortiga

Super realistic laser cut Nettle leaves

Super realistic and high detailed laser cut Nettle leaves. These leaves are perfect to add a final touch of realism to your diorama, vehicles or figures. Their size makes them optimum to scales 1:48, 1:35 or 1:32.



A.MIG-2012

SAND & GRAVEL GLUE

Adhesivo para grava y arena

Glue for different materials such as gravel, sand, and stones.
100 mL



A.MIG-8380

FINE BUSH-SPRING

Arbusto fino - primavera

Extremely realistic vegetation material used to create all types of bushes and trees in all scales; for small scenes, dioramas, and railway modeling. Brush can easily be cut with scissors to create small bushes, or fix it to other sprigs to create larger areas of vegetation or tree foliage. Easy to fix in place with a drop of ULTRA GLUE A.MIG-2031. This product is a bright green color, perfect for temperate zones in the spring season.



A.MIG-8381

FINE BUSH-EARLY SUMMER

Arbusto fino - principio de verano

Extremely realistic vegetation material used to create all types of bushes and trees in all scales; for small scenes, dioramas, and railway modeling. Brush can easily be cut with scissors to create small bushes, or fix it to other sprigs to create larger areas of vegetation or tree foliage. Easy to fix in place with a drop of ULTRA GLUE A.MIG-2031. This product is a dark green color, perfect for deep forest areas, rainforests and the summer season.



A.MIG-8382

FINE BUSH-EARLY AUTUMN

Arbusto fino - principio de otoño

Extremely realistic vegetation material used to create all types of bushes and trees in all scales; for small scenes, dioramas, and railway modeling. Brush can easily be cut with scissors to create small bushes, or fix it to other sprigs to create larger areas of vegetation or tree foliage. Easy to fix in place with a drop of ULTRA GLUE A.MIG-2031. This product is a brown color, perfect for dry zones as well as winter and fall.



ALCLAD

Alclad



Paints manufactured by Alclad II according its original formulation and now distributed by AMMO of Mig Jimenez as well. High quality metallic lacquer paint. Airbrush ready, no thinning necessary.



Pinturas fabricadas por Alclad II según su fórmula original, ahora también distribuidas por AMMO of Mig Jimenez. Pinturas laca metálicas de alta calidad. Listas para el aerógrafo no necesitan dilución.



A.MIG-8201

ALUMINIUM ALC101
Aluminio ALC101
30 mL



A.MIG-8202

DURALUMINIUM ALC102
Duraluminio ALC102
30 mL



A.MIG-8203

DARK ALUMINIUM ALC103
Aluminio oscuro ALC103
30 mL



A.MIG-8204

POLISHED ALUMINIUM ALC105
Aluminio pulido ALC105
30 mL



A.MIG-8205

CHROME FOR PLASTIC ALC107
Cromo para plástico ALC107
30 mL



A.MIG-8206

POLISHED BRASS ALC109
Latón pulido ALC109
30 mL



A.MIG-8207

COPPER ALC110
Cobre ALC110
30 mL



A.MIG-8208

JET EXHAUST ALC113
Escape de jets ALC113
30 mL



A.MIG-8209

BURNT IRON ALC121
Hierro quemado ALC121
30 mL



A.MIG-8213

STEEL ALC112
Acero ALC112
30 mL



A.MIG-8214

MAGNESIUM ALC111
MAGNESIO ALC111
30 mL



A.MIG-8215

AIRFRAME ALUMINIUM ALC119
Fuselaje de Aluminio ALC119
30 mL



A.MIG-8216

GOLD TITANIUM ALC118
Titanio Dorado ALC118
30 mL



A.MIG-8217

STAINLESS STEEL ALC115
Acero Inoxidable ALC115
30 mL



A.MIG-8218

PALE BURNT METAL ALC104
Metal Quemado Pálido ALC104
30 mL



A.MIG-8210

GLOSS BLACK BASE PRIMER ALC305
Base de imprimación negro brillante ALC305
30 mL



A.MIG-8211

BLACK MICROFILLER ALC309
MICROFILLER NEGRO ALC309
30 mL

HOW TO
(page 137)



A.MIG-8200

LACQUER THINNER AND CLEANER ALC307
Disolvente y limpiador de laca ALC307
30 mL



A.MIG-8212

AQUA GLOSS CLEAR ALC600
Aqua Gloss Clear ALC600
30 mL



AIRBRUSHES

Aerografos

AirViper

SUPERFINE AIRBRUSH



A.MIG-8624

AIRVIPER / Aerógrafo Airviper

The NEW 0.2 needle airbrush specifically designed for modelers. Featuring all attributes required to perform a wide range of tasks, with the precision required for modelers.



**"THE NEW AMMO AIRBRUSH
WITH THE PRECISION
REQUIRED FOR MODELLERS."**

◆ PRECISION

The 0.2mm Needle/nozzle size provides precision for fine media and detail tasks. Precision internal mix, double action, gravity feed detail airbrush with "EasySet" trigger range adjustment.

◆ STRENGTH

American made durability with abrasion resistant surfaces ensure simple cleaning, long life, and light weight precision tooling.

◆ BALANCE

Tight tolerance machining for light weight ergonomic balance and seamless precision airbrushing.



The airbrush for modelers
AirCobra

A.MIG-8625

AIRCOBRA AIRBRUSH / Aerógrafo Aircobra

The first AMMO airbrush specifically designed for modelers

The airbrush is a modeler's most trustworthy companion. We can even say that it represents our creative spirit and is a reflection of our personality. AMMO has taken every aspect into consideration when designing a new airbrush. Modelers require a design that is capable of lasting a lifetime, is durable and efficient, robust as well as light, and that guarantees maximum performance without sacrificing a stylish and refined look. The need for these essential features is the origin of your new state-of-the-art airbrush, the AIRCOBRA. This model meets each of these critical requirements, making this the perfect tool for the discerning and demanding modeler. A refined and elegant piece of equipment with all the innovative advances of today's airbrushes, allowing you to spray any type of paint with great control and precision.

The AIRCOBRA is made in the USA with 100% American materials, like the mighty and formidable classic cars of the 1950's and 60's which captivated the imagination of the world. All of this in a package inspired by the aesthetics of the golden age of the 1980's, when the word airbrush became synonymous with modernity among modelers and eventually emerged as a cultural icon of the hobby. We believe that the airbrush works of that decade represent the spirit of what today's modelers strive for. AMMO aspires to go back to the roots of quality as well as finish and aesthetics, of a country that has always been a leading force in the airbrush world.

It's time to stand out, to enjoy using a solid tool designed by the best airbrush experts in the US. The AIRCOBRA, like the great cars of old, will become a classic in your hands with each new model.

The first AMMO airbrush is specifically designed by modelers - for modelers. Featuring all attributes required to perform a wide range of tasks, with the precision required for modeling.

- Gravity Feed Double Action Airbrush
- 0.3mm nozzle. 5 ml (1/6 oz.) paint cup
- PTFE (Teflon) seals
- Long life material components
- Controllable Spray Pattern Range: Technical Pencil Line 0.4 mm to 4.5 cm (.015" to 1.75")
- Atomization Scale: ~90 micron
- Comfortable Trigger
- Reversible Spear Tip Guarded Air Cap for better airbrush performing and easier cleaning while in use
- EasySet Trigger Range Adjustment
- Air Hose Connection Size: 1/8
- Useful with any kind of paint media (Acrylics, Enamels, Lacquers, Inks, Dyes, Urethanes, etc)



A.MIG-8626

AIRBRUSH NEEDLE / Aguja



A.MIG-8627

**NOZZLE TIP (FLUID TIP)
Boquilla de pintura**



A.MIG-8628

**NOZZLE CAP (INNER AIR CAP)
Cabezal**



A.MIG-8629

**NOZZLE CAP GUARD
Boquilla de aire**



A.MIG-8630

**NEEDLE/NOZZLE REFURBISH KIT
Kit aguja / boquilla de pintura**



A.MIG-8631

**NOZZLE BASE
Base de la boquilla**



A.MIG-8632

**NOZZLE BASE O-RING
Junta tórica de la base de la boquilla**



A.MIG-8633

**NOZZLE BASE WRENCH
Llave para la base de la boquilla**



A.MIG-8634

AIR VALVE CHAMBER
Cuerpo de la válvula de aire



A.MIG-8635

TRIGGER VALVE STEM
Vástago de la válvula del disparador



A.MIG-8636

TRIGGER VALVE SPRING
Muelle de la válvula del disparador



A.MIG-8637

AIR VALVE SEAL / O-RING
Junta de la válvula de aire
junta tórica



A.MIG-8638

AIR VALVE SCREW
Rosca de la válvula de aire



A.MIG-8639

COMPLETE AIR VALVE ASSEMBLY
Set completo de la válvula de aire



A.MIG-8640

INNER SEAL SCREW AND PTFE
NEEDLE BEARINGI
Junta de rosca interior y junta tórica
de teflón



A.MIG-8641

AIRBRUSH TRIGGER / Gatillo



A.MIG-8642

NEEDLE ALIGNMENT TUBE AND
LEVER ASSEMBLY
Engaste de la aguja y conjunto
de palanca



A.MIG-8643

NEEDLE TUBE SPRING
Muelle de retroceso



A.MIG-8644

SPRING TENSION ADJUSTMENT SCREW
Rosca de ajuste de tensión del muelle



A.MIG-8645

NEEDLE LOCKING NUT
Tornillo de retención de la aguja



A.MIG-8646

NEEDLE ALIGNMENT AND
ADJUSTMENT ASSEMBLY
Conjunto de alineación y ajuste
de la aguja



A.MIG-8647

GRAVITY FEED AIRBRUSH BODY
Cuerpo de aerógrafo de alimentación por
gravedad



A.MIG-8648

AIRBRUSH HANDLE O-RING
Junta tórica
del mango



A.MIG-8649

TRIGGER STOP SET
HANDLE, YELLOW GOLD
Mango con tope del gatillo



A.MIG-8650

TRIGGER STOP SET SCREW
Set de rosca de tope del gatillo



A.MIG-8651

TRIGGER STOP SET HANDLE AND SCREW
Mango y rosca del tope del gatillo



A.MIG-8652

PROTECTIVE NOZZLE COVER
Cabezal protector de la boquilla



A.MIG-8653

METAL COLOR CUP LID
Tapa metálica para la cazoleta



A.MIG-8654

6 FOOT BRAIDED AIR HOSE 1/8 INCH X 1/4"
Manguera de aire trenzada 1,8m 1/8" X 1/4"



A.MIG-8655

10 FOOT BRAIDED AIR HOSE 1/8" X 1/4"
Manguera de aire trenzada 3m 1/8" X 1/4"



A.MIG-8656

6 FOOT BRAIDED AIR HOSE W/ MOISTURE TRAP
Manguera de aire trenzada 1,8m con filtro de humedad



A.MIG-8657

10 FOOT BRAIDED AIR HOSE W/ MOISTURE TRAP
Manguera de aire trenzada 3m con filtro de humedad



A.MIG-8658

IN-LINE MOISTURE TRAP / Filtro de humedad



A.MIG-8659

8 FOOT QUICK DIS-CONNECT BRAIDED AIR HOSE
Manguera trenzada de desconexión rápida 2,4m



A.MIG-8660

QUICK DISCONNECT PLUG/FITTING
Clavija de desconexión rápida



A.MIG-8661

QUICK DIS-CONNECT AIR COUPLER T
HREADED FOR HOSE
Acoplamiento roscado de desconexión rápida
para la manguera



A.MIG-8662

PVC COLOR CUP LID / Tapa de PVC para la cazoleta



A.MIG-8663

FINGER - THUMB REST (PLASTIC)
Apoyo para el pulgar (plástico)



A.MIG-8664

FINGER - THUMB REST SET SCREW
Tornillo para el apoyo del pulgar



A.MIG-8665

0.2 AIRBRUSH NEEDLE
Aguja de aerógrafo 0.2



A.MIG-8666

0.2 NOZZLE TIP (FLUID TIP)
0.2 Boquilla de pintura



A.MIG-8667

0.2 NEEDLE/NOZZLE REFURBISH KIT
(INCLUDES A.MIG-8628, 8665, 8666, 8668)
0.2 Kit aguja / boquilla de pintura
(incluye A.MIG-8628, 8665, 8666, 8668)



A.MIG-8668

NOZZLE CAP GUARD
(4 SLOTTED AIRCAP NOZZLE GUARD REVERSIBLE)
Boquilla de aire
(protección exterior de la boquilla desmontable)



A.MIG-8669

GRAVITY FEED AIRBRUSH BODY
Cuerpo del aerógrafo de alimentación por
gravedad



A.MIG-8670

PVC COLOR CUP LID (SMALL CUP)
Tapa de PVC para la cazoleta



SOLUTION BOX

A.MIG-7700

WW II AMERICAN ETO - SOLUTION BOX



SOLUTION BOX WWII USA ETO offers you everything you need to paint and weather your models of WWII American vehicles in Europe. You will not only find the necessary paints, weathering products, and brushes, the valuable resource Solution Book is included as well. This complete 60-page guide explains step-by-step how to apply the different effects commonly seen on American vehicles operating in the European Theater during WWII.

SOLUTION BOX is not your usual product set, it is a comprehensive painting system with which you will be able to carry out the entire painting and weathering process for your models. Everything from the application of primer and camouflage colors to the different painting and weathering effects, including filters, washes, general wear, highlights with oils, streaking, chipped paint, dust, earth, dirt and mud, and even oil, grease, and fuel stains. As you turn the pages of the comprehensive Solution Book included in the package, you will be able to follow each step in a simple and intuitive manner to apply the different products and effects.

Products included:

- Solution Book WWII USA ETO
- A.MIG-2023 ONE SHOT PRIMER BLACK
- A.MIG-0926 OLIVE DRAB BASE
- A.MIG-0928 OLIVE DRAB HIGH LIGHTS
- A.MIG-0046 MATT BLACK
- A.MIG-0036 OLD WOOD
- A.MIG-0042 OLD RUST
- A.MIG-2016 TRANSPARATOR
- A.MIG-2056 LUCKY VARNISH SATIN
- A.MIG-1508 GREEN FOR GREY GREEN
- A.MIG-1008 DARK WASH
- A.MIG-3004 EUROPE EARTH
- A.MIG-3007 DARK EARTH
- A.MIG-1750 DRY EARTH
- A.MIG-1705 WET MUD
- A.MIG-1408 FRESH ENGINE OIL
- A.MIG-3009 GUN METAL
- A.MIG-2018 ENAMEL ODORLESS THINNER 35ML
- A.MIG-3505 OLIVE GREEN
- A.MIG-3512 DARK BROWN
- A.MIG-3516 DUST
- A.MIG-3513 STARSHIP FILTH
- A.MIG-8585 8 SYNTHETIC SAW BRUSH
- A.MIG-8611 3/0 SYNTHETIC ROUND BRUSH
- A.MIG-8620 4 SYNTHETIC FLAT BRUSH



A.MIG-7702

WWII LUFTWAFFE LATE FIGHTERS SOLUTION BOX



SOLUTION BOX WWII LUFTWAFFE LATE FIGHTERS offers you the products and colors needed to paint and weather German fighters from the end of WWII. Apart from the required paints, products, and brushes, you will also find the manual Solution Book included, a complete step by step guide that explains how to apply the different colors and weathering effects on any Luftwaffe fighter sporting late WWII camouflage schemes.

SOLUTION BOX is not your ordinary paint set, it is a complete painting and weathering system with which you will be able to complete the entire painting and finishing process on your models, from the application of the primer coat and camouflage colors, each weathering effect including filters, washes, streaking, chipped paint, dust & dirt, to the last details such as mud stains and oil & fuel stains. Thanks to the Solution Book guide included in the set, you will be able to follow along with each step in a simple and intuitive manner to correctly apply each different weathering product to easily create realistic effects.

Products included:

- Solutions Book Luftwaffe Late War
- A.MIG-2024 ONE SHOT PRIMER GREY
- A.MIG-0217 RLM 02 GRAU
- A.MIG-0218 RLM 66 SCHWARTZGRAU
- A.MIG-0063 RLM 76 PALE GREY
- A.MIG-0206 RLM 81 - FS 34079 - BS641
- A.MIG-0230 RLM 82 CAMO GREEN
- A.MIG-0925 RLM 83 OLIVE DRAB DARK
- A.MIG-0046 MATT BLACK
- A.MIG-8212 AQUA GLOSS CLEAR
- A.MIG-2055 MATT LUCKY VARNISH
- A.MIG-1509 BLUE FOR DARK GREY
- A.MIG-1617 PLW BLUE BLACK
- A.MIG-1613 PLW BLUE GREY
- A.MIG-1612 PLW GREEN BROWN
- A.MIG-3513 STARSHIP FILTH
- A.MIG-3512 DARK BROWN
- A.MIG-3506 FIELD GREEN
- A.MIG-1209 STARSHIP STREAKING
- A.MIG-3004 EUROPE EARTH
- A.MIG-8621 SYNTHETIC FLAT BRUSH 6
- A.MIG-8612 SYNTHETIC ROUND BRUSH 2/0



A.MIG-7701

IDF VEHICLES - SOLUTION BOX



SOLUTION BOX is not your ordinary paint set, it is a complete painting and weathering system with which you will be able to complete the entire painting and finishing process on your models, from the application of the primer coat and camouflage colours, each weathering effect including filters, washes, streaking, chipped paint, dust & dirt, to the last details such as mud stains and oil & fuel stains.

Thanks to the Solution Book guide included in the set, you will be able to follow along with each step in a simple and intuitive manner to correctly apply each different weathering product to easily create realistic effects. This new package includes all the paints and weathering products, as well as the brushes needed to paint models of Israel Defense Forces (IDF)'s vehicles. This innovative set contains everything you need except the model!

SOLUTION BOX IDF offers you everything required to paint and weather your models of the Israel Defense Forces (IDF). The box includes the most common Israeli camouflage colour, Real IDF Sinai Gray '82 A.MIG-0131. If you want to paint vehicles with other camouflage schemes, you can find the correct range in our 6 colour set Israel Defense Forces A.MIG-7163, or as individual paint bottles in our extensive acrylic catalogue. The effects and weathering products included in the box are applicable to any style of Israeli camouflage you choose.

Products included:

- Solution Book IDF VEHICLES
- A.MIG-0014 RAL 8012 ROTBRAUN
- A.MIG-2023 ONE SHOT PRIMER BLACK
- A.MIG-0033 RUBBER & TIRES
- A.MIG-2035 ANTI-SLIP PASTE-BROWN COLOR FOR 1/35
- A.MIG-0035 DARK TRACKS
- A.MIG-3003 NORTH AFRICA DUST
- A.MIG-0046 MATT BLACK
- A.MIG-3007 DARK EARTH
- A.MIG-0049 RED
- A.MIG-3009 GUN METAL
- A.MIG-0050 MATT WHITE
- A.MIG-3026 GOLAN EARTH
- A.MIG-0131 REAL IDF SINAI GREY 82
- A.MIG-3513 STARSHIP FILTH
- A.MIG-1001 AFRICA KORPS WASH
- A.MIG-3516 DUST
- A.MIG-1254 RUST
- A.MIG-8610 5/0 SYNTHETIC ROUND BRUSH
- A.MIG-1408 FRESH ENGINE OIL
- A.MIG-8614 2 SYNTHETIC ROUND BRUSH
- A.MIG-1507 TAN FOR YELLOW GREEN
- A.MIG-8621 6 SYNTHETIC FLAT BRUSH



A.MIG-7703

WWII GERMAN LATE - SOLUTION BOX



SOLUTION BOX is not your ordinary paint set, it is a complete painting and weathering system with which you will be able to complete the entire whole process on your models, from the application of the primer coat and camouflage colours, each weathering effect including filters, washes, streaking, chipped paint, dust & dirt, to the last details such as mud stains and oil & fuel stains. This innovative set contains everything you need except the model!

SOLUTION BOX WWII GERMAN LATE offers you everything required to paint and weather your models of the German field vehicles during the late stage of WWII. This box includes the camouflage colors most used since 1944, A.MIG-0011 Dunkelgelb Aus '44 DG I, A.MIG-0002 Olivgrün Opt.2 y A.MIG-0015 Schokobraun. If you wish you can get apart other versions of the colors also use in this stage of the war: A.MIG-0012 Dunkelgelb Aus '44 DG III and A.MIG-0001 Olivgrün Opt.1. You will not only find the necessary paints, weathering products and brushes, but also the WWII German Late Solution Book, a complete guide with more than 70 pages explaining how to apply each effect on any WWII German late vehicle step by step.

Products included:

- Solutions Book WWII GERMAN LATE
- A.MIG-0002 Olivgrün Opt.2
- A.MIG-0011 Dunkelgelb AUS'44 DGI
- A.MIG-0015 Schokobraun
- A.MIG-0036 Old Wood
- A.MIG-0044 Chipping
- A.MIG-0045 Gun Metal
- A.MIG-1000 Brown Wash for German Dark Yellow
- A.MIG-1408 Fresh Engine Oil
- A.MIG-1510 TAN for 3 Tone Camo
- A.MIG-1704 Heavy Earth
- A.MIG-1750 Dry Earth
- A.MIG-2016 Transparator
- A.MIG-2018 Enamel Odourless Thinner 35 ML
- A.MIG-2023 One Shot Primer Black
- A.MIG-3013 Rubble
- A.MIG-3021 Polished Metal
- A.MIG-3510 Rust;
- A.MIG-3512 Dark Brown
- A.MIG-3516 Dust
- A.MIG-6503 How To Paint WWII German Late Book
- A.MIG-8612 2/0 Syntetic Round Brush
- A.MIG-8621 6 Syntetic Flat Brush



A.MIG-7720

HOW TO PAINT IMPERIAL GALACTIC FIGHTERS - SOLUTION BOX

NEW



SOLUTION BOX HOW TO PAINT IMPERIAL GALACTIC FIGHTERS offers you everything you need to paint and weather your models of Imperial starfighters from the Star Wars saga.

Although we have chosen a Tie Advanced X1 as an example for this step-by-step guide, the same processes can be applied in exactly the same sequence and methods to any other Galactic Empire's fighter, be it a Tie Fighter, Tie Interceptor, Tie Bomber, Tie Striker, Tie Defender, or even a Lambda-class shuttle. Now you just must grab your favourite model and start painting without further delay!

SOLUTION BOX is a comprehensive and complete system with which you will be able to carry out the entire painting and weathering process for your models. Everything from the application of primer and camouflage colours to the different painting and weathering effects including filters, washes, general wear, highlights with oils, streaking, chipping, dust, earth, mud and even oil, grease and fuel stains.

This box includes everything needed except the model kit!!! A great idea and solution for every enthusiast that wants to get initiated in modelling, and those that seek everything they may need in an all-inclusive box and avoid spending time selecting the products one by one.

Products included:

- Solution Book How to paint Imperial Galactic Fighters
- A.MIG-0032 Satin Black
- A.MIG-2018 Enamel Odourless Thinner
- A.MIG-0097 Crystal Orange
- A.MIG-2024 One Shot Primer Grey!
- A.MIG-0218 RLM 66 Schwartzgrau
- A.MIG-2055 Matt Lucky Varnish
- A.MIG-0911 Grey Shine
- A.MIG-3020 Metal Slag
- A.MIG-1009 Starship Wash
- A.MIG-3501 White
- A.MIG-1209 Starship Streaking
- A.MIG-3532 Starship Bay Sludge
- A.MIG-1502 Dark Grey for White
- A.MIG-8212 Aqua Gloss Clear ALC600
- A.MIG-1615 PLW Stone Grey for Black
- A.MIG-8590 3.0 Synthetic Liner Brush
- A.MIG-1617 PLW Blue Black
- A.MIG-8613 Synthetic Round Brush
- A.MIG-2016 Transporator
- A.MIG-8620 Synthetic Flat Brush



A.MIG-7709

USAF NAVY GREY FIGHTERS - SOLUTION BOX

NEW



With this guide, you can paint American jet fighters as well as any other aircraft that uses these camouflage schemes. Although we have chosen an F-15D as an example for this step-by-step guide, the same processes can be applied using exactly the same sequence and methods to any other American aircraft including the F-14, F-15, F-16, F-18, A-7, AV-8B, A-10, and many more. The box also includes the basic colours for painting landing gear and cockpits. Simply grab your favourite model and start painting without further delay!

SOLUTION BOX is a simple and comprehensive system providing you with everything required to paint and weather your models. This includes both the application of the primer layer and the camouflage colours, as well as the different painting and weathering effects. The correct products and colours are included for applying filters, washes, fading and highlights with oils, streaking, chipped paint, dust, dirt and mud, and even oil and fuel stains.

This box includes everything except the model kit!!! A great idea and solution for every beginning modeller and those experienced modelers that enjoy the accuracy and convenience provided by the Solution Box.

Products included:

- Solutions Book USAF NAVY Grey Fighters
- A.MIG-0046 Matt Black
- A.MIG-0203 Light Compass Ghost Gray
- A.MIG-0204 Medium Gunship Gray
- A.MIG-0208 Dark Compass Ghost Gray
- A.MIG-0209 Light Gray
- A.MIG-0210 Gray Blue
- A.MIG-0211 Medium Gray
- A.MIG-1251 Streakingbrusher Cold Dirty Grey
- A.MIG-1502 Dark Grey for White
- A.MIG-1601 PLW Medium Gray
- A.MIG-1602 PLW Deep Gray
- A.MIG-1611 PLW Black Night
- A.MIG-2016 Transporator
- A.MIG-2018 Enamel Odourless Thinner
- A.MIG-2022 One Shot Primer White
- A.MIG-2054 Ultra Matt Lucky Varnish
- A.MIG-3011 Airfield Dust
- A.MIG-3500 Black
- A.MIG-3501 White
- A.MIG-3513 Starship Filth
- A.MIG-8212 Aqua Gloss Clear
- A.MIG-8590 3/0 Synthetic Liner Brush
- A.MIG-8610 5/0 Synthetic Round Brush
- A.MIG-8615 4 Synthetic Round Brush



NEW



POWERED BY:



by MIG Jimenez

SURFACE PRIMER FOR PLASTIC METAL & RESIN

FOR MODEL KITS & MINIATURES



MADE IN ITALY



TIT000

BLACK

MATT PRIMER



TIT001

WHITE

MATT PRIMER



TIT002

LIGHT GREY

MATT PRIMER



TIT003

DARK BLUE

MATT PRIMER



TIT004

NATURAL YELLOW

MATT PRIMER



TIT005

RED

MATT PRIMER



TIT006

EMERALD GREEN

MATT PRIMER



TIT007

MAGIC PURPLE

MATT PRIMER



TIT008

MILITARY GREEN

MATT PRIMER



TIT009

BASE METAL

MATT PRIMER



TIT010

TRANSPARENT

MATT PRIMER - BASE



TIT011

BROWN YELLOW

MATT PRIMER



TIT012

FRANCESEAL

MATT PRIMER



TIT013

WINE RED

MATT PRIMER



TIT014

BLOOD TRANSPARENT

WASH



TIT015

FLESH TONE

MATT PRIMER



ENCYCLOPEDIA OF AIRCRAFT MODELLING TECHNIQUES

Enciclopedia de Técnicas de Modelismo de Aviación

A.MIG-6049



COMPLETE ENCYCLOPEDIA OF AIRCRAFT MODELLING TECHNIQUES


Enciclopedia completa de técnicas de modelismo de aviación

Collector's edition of Encyclopedia of Aircraft presented in an exclusive case.

A.MIG-6059



A.MIG-6169



A.MIG-6049E



CASE FOR ENCYCLOPEDIA OF AIRCRAFT MODELLING TECHNIQUES

Estuche para la enciclopedia completa de técnicas de modelismo de aviación

A.MIG-6059E



A.MIG-6069E



A.MIG-6050



ENCYCLOPEDIA OF AIRCRAFT MODELLING TECHNIQUES VOL.1 : COCKPITS

Enciclopedia de Técnicas de Modelismo de Aviación. Vol.1: Cabinas

128 pages guide in English. First volume of a total of 5

A.MIG-6060



A.MIG-6070



A.MIG-6051



ENCYCLOPEDIA OF AIRCRAFT MODELLING TECHNIQUES VOL.2 : INTERIORS AND ASSEMBLY


Enciclopedia de Técnicas de Modelismo de Aviación. Vol.2: Interiores y Montaje

160 pages guide. Second volume of a total of 5

A.MIG-6061



A.MIG-6071



A.MIG-6052



ENCYCLOPEDIA OF AIRCRAFT MODELLING TECHNIQUES VOL.3 : PAINTING

Enciclopedia de Técnicas de Modelismo de Aviación. Vol.3: Pintura

200 pages guide. Third volume of a total of 5.

A.MIG-6062



A.MIG-6072



A.MIG-6053



ENCYCLOPEDIA OF AIRCRAFT MODELLING TECHNIQUES VOL.4 : WEATHERING

Enciclopedia de Técnicas de Modelismo de Aviación. Vol.4: Envejecido

160 pages guide. Four volume of a total of 5.

A.MIG-6063



A.MIG-6073



A.MIG-6054



ENCYCLOPEDIA OF AIRCRAFT MODELLING TECHNIQUES VOL.5 : FINAL STEPS

Enciclopedia de Técnicas de Modelismo de Aviación. Vol.5: Pasos Finales

Final volume of Encyclopedia of Aircraft. 155 pages.

A.MIG-6064



A.MIG-6074



A.MIG-6055



ENCYCLOPEDIA OF AIRCRAFT MODELLING TECHNIQUES VOL.6 : F-16 AGGRESSOR

Enciclopedia de Técnicas de Modelismo de Aviación. Vol.6: F-16 Aggressor

Extra volume of Encyclopedia of Aircraft. 44 pages.

A.MIG-6065



A.MIG-6075





ENCYCLOPEDIA OF ARMOUR MODELLING TECHNIQUES

Enciclopedia de Técnicas de Modelismo de Blindados

A.MIG-6149



COMPLETE ENCYCLOPEDIA OF ARMOUR MODELLING TECHNIQUES

Enciclopedia completa de tecnicas de modelismo de blindados

Enjoy the full collection.

A.MIG-6159

A.MIG-6169

A.MIG-6189

A.MIG-6179

A.MIG-6199



A.MIG-6149E



CASE FOR ENCYCLOPEDIA OF ARMOUR MODELLING TECHNIQUES

Estuche para la enciclopedia completa de tecnicas de modelismo de blindados


A.MIG-6159E

A.MIG-6169E

A.MIG-6189E

A.MIG-6179E

A.MIG-6199E



A.MIG-6150



ENCYCLOPEDIA OF ARMOUR MODELLING TECHNIQUES VOL.1 : CONSTRUCTION

Enciclopedia de Técnicas de Modelismo de Blindados. Vol.1: Construcción

152 pages and more than 800 photos


A.MIG-6160

A.MIG-6170

A.MIG-6190

A.MIG-6180

A.MIG-6200



A.MIG-6151



ENCYCLOPEDIA OF ARMOUR MODELLING TECHNIQUES VOL.2 : INTERIORS & BASE COLOR

Enciclopedia de Técnicas de Modelismo de Blindados. Vol.2: Interiores y Color Base

152 pages and more than 800 photos.

A.MIG-6161

A.MIG-6171

A.MIG-6191

A.MIG-6181

A.MIG-6201



A.MIG-6152



ENCYCLOPEDIA OF ARMOUR MODELLING TECHNIQUES VOL.3 : CAMOUFLAGES

Enciclopedia de Técnicas de Modelismo de Blindados. Vol.3: Camuflajes

148 pages and more than 700 photos.

A.MIG-6162

A.MIG-6172

A.MIG-6192

A.MIG-6182

A.MIG-6202



A.MIG-6153



ENCYCLOPEDIA OF ARMOUR MODELLING TECHNIQUES VOL.4 : WEATHERING

Enciclopedia de Técnicas de Modelismo de Blindados. Vol.4: Efectos

148 pages and more than 700 photos.


A.MIG-6163

A.MIG-6173

A.MIG-6193

A.MIG-6183

A.MIG-6203



A.MIG-6154



ENCYCLOPEDIA OF ARMOUR MODELLING TECHNIQUES VOL.5 : FINAL TOUCHES

Enciclopedia de Técnicas de Modelismo de Blindados. Vol.5: Pasos Finales

160 pages and more than 800 large photos.

A.MIG-6164

A.MIG-6174

A.MIG-6194

A.MIG-6184

A.MIG-6204



A.MIG-6155



ENCYCLOPEDIA OF ARMOUR MODELLING TECHNIQUES VOL.6 : COMPLETE PROCESS

Enciclopedia de Técnicas de Modelismo de Blindados. Vol.6: Proceso Completo

Extra volume of Encyclopedia of Armour. 44 pages.

A.MIG-6165

A.MIG-6175

A.MIG-6195

A.MIG-6185

A.MIG-6205



ENCYCLOPEDIA OF FIGURES MODELLING TECHNIQUES

Enciclopedia de Técnicas de Modelismo de Figuras

A.MIG-6220



ENCYCLOPEDIA OF FIGURES Modelling techniques
VOL. 0 - QUICK GUIDE FOR PAINTING

First volume of AMMO: Encyclopedia of Figures.
Soft cover, 48 pages in full color.



A.MIG-6230



ENCICLOPEDIA DE FIGURAS Técnicas de modelismo
VOL. 0 - GUIA RAPIDA DE PINTURA

Primer volumen de la Enciclopedia de Figuras de AMMO.
Tapa blanda, 48 páginas a todo color.



A.MIG-6240



ENCYCLOPÉDIE DES FIGURINES Techniques de
modélisme VOL. 0 - GUIDE RAPIDE DE PEINTURE

Premier volume de l'Encyclopédie des figurines de l'AMMO.
Couverture souple, 48 pages, couleur.



A.MIG-6221



ENCYCLOPEDIA OF FIGURES Modelling techniques
VOL. 1 - COLOUR, SHAPE AND LIGHT

Second volume of AMMO: Encyclopedia of Figures.
Soft cover, 112 pages in full color.



A.MIG-6231



ENCICLOPEDIA DE FIGURAS Técnicas de modelismo
VOL. 1 - COLOR, FORMA Y LUZ

Segundo volumen de la Enciclopedia de Figuras de AMMO.
Tapa blanda, 112 páginas a todo color.



A.MIG-6241



ENCYCLOPÉDIE DES FIGURINES Techniques de
modélisme VOL. 1 - COULEUR, FORME ET LUMIÈRE

Deuxième volume de l'Encyclopédie des figurines de l'AMMO.
Couverture souple, 112 pages, couleur.




***COMING
SOON**



* Versions shown may differ from final product
* Las versiones pueden variar en el producto final

THE WEATHERING MAGAZINE

The Weathering Magazine has become the greatest revolution in the modelling community in recent years. This provocative magazine is the ultimate resource for learning essential weathering techniques. Each issue presents a single theme covering such issues as Mud, Rust, Dust, Chipping are explored. Every issue includes information about products, applications, techniques, comparisons and a real photo galleries where the modeller can find the inspiration for their next models. This type of magazine is unique in the world - totally different from everything that has come before. This magazine is accompanied by the most attractive girls who show us with their sexiest clothes; the secrets of modeling. If you have courage, and are eager to see and learn new and exciting things in the modeling, try The Weathering Magazine. Modelling will never be the same.

 Available in nine languages



A.MIG-4500



TWM 1 - RUST

A.MIG-4000



TWM 1 - Óxido

A.MIG-4250



TWM 1 - Óxido



RUST

The first issue is dedicated to rust and shows many different methods of application on ships, tanks, trucks, civil vehicles and much more. Also, this first issue contains many visual references and reviews of a wide range of products related to this subject. Finally it includes a report covering the 2012 Shizuoka show.

As something refreshing, a new character will guide the modeller in each subject changing our hobby for a more fun and entertaining experience.

Contents:

- *Rusting a Paper Panzer / Mig Jimenez
- *Raw Steel Plate / Mr. Scratchmod
- *Bare Metal Armour / Martin Kovác
- *Weathering a Box Car / John Murphy
- *Rust on the High Sea / Fran Romero
- *Old Metal Fixtures & Fittings / John Murphy
- *Weathering White Metal Tracks / Mig Jimenez
- *Small Chips & Rust Stains / John Murphy
- *M60A1 "Less is More" / Chris Jerrett
- *Sand Blown Old Rusty Steel / Marc Reusser
- *Rust Reference Photos
- *Color Profiles / Claudio Fernández
- *Rusty Beetle / David Marti
- *Choose the Right Products
- *Postcards From the World: Shizuoka

A.MIG-4501



TWM 2 - DUST, DIRT & EARTH

A.MIG-4001



TWM 2 - Polvo



DUST, DIRT & EARTH

This time we will study the effects of Dust and Dirt using a wide range of products and painting techniques demonstrated by the worlds best modelers. The magazine explains in depth how to apply these effects on all types of models including figures, helicopters, trains, sci-fi and of course tanks. We will also enjoy again the company of our workmate Akatsiya. The modeler will want to collect each issue to create a bibliography of techniques, effects, references and inspiration. If you enjoyed FAQ2, then this is the magazine that you are searching for.

Contents:

- *Chopper Dusting / John Murphy
- *Panzer Grey & Dust / Carlos Cuesta
- *Space Dust / Lincoln Wright
- *Humbrol Dust / Carlos Cuesta
- *Mucking up a Merkava / Chris Jerrett
- *Dusty Cobblestone Road / John Murphy
- *A Dusty Diorama / Rubén González
- *Dust Brings a Tanker to Life / César Oliva
- *Dusting Tiger Tracks / Carlos Cuesta
- *Airbrushing Dust & dust Washes / John Murphy
- *VK 4502 Dust & Dirt / Mig Jimenez
- *M1117 Guradian / Martin Kovác
- *Dust Reference Photos
- *Br39 Before & After / Mig Jimenez
- *Dusty Ground / Rodrigo Hernández Cabos
- *Color Profiles / Claudio Fernández
- *Postcards From the World: Afghanistan

A.MIG-4502



TWM 3 - CHIPPING

A.MIG-4002



TWM 3 - Desconchones



CHIPPING

In this issue we will describe in-depth the weathering effects, known as Chipping with the help of a wide range of products and the latest painting techniques, such as sponge, salt, specialist chipping products, brush, and masking fluids. As always these techniques will be demonstrated by some of the most talented modellers from around the World. This issue will explain these effects on a diverse range of modelling subjects, from accessories for figures to science-fiction and from old wooden horse-drawn carts to modern "big-rig" trucks and construction machines and of course a selection military vehicles and aircraft.

Contents:

- *Diamon Reo Tractor / Rick Lawler
- *Type 69 II C / Mig Jimenez
- *Popular Chipping Effects / John Murphy
- *Popular Techniques / Carlos Cuesta
- *Micro Paint-Chipping / Wu Bayin
- *Using Worn Effects / Jamie Haggio
- *Nakajima Ki-84 / José L. Echaide
- *Excavator Extreme Weathering / John Murphy
- *Chipping Modern Armour / Chris Jerrett
- *Hairspray Steyr / John Tolcher
- *Scratching & Chipping Accessories / César Oliva
- *Sci-fi Scratching / Lincoln Wright
- *Wooden Cart / David Marti
- *Peeling Wood Effects / Chuck Doan
- *Chipping the Focke out of it / Jamie Haggio
- *Chipping the Barn Door / Gunnar Bäumer
- *Basic Chipping on a Drilling / Lester Plaskitt
- *Salt Technique / David Marti
- *Chipping Reference Photos
- *Postcards From the World: Greece

A.MIG-4503



TWM 4 - ENGINES, FUEL & OIL

A.MIG-4003



TWM 4 - Motores, combustible y aceite



ENGINE, FUEL & OIL.

This time we will study the effects of Dust and Dirt using a wide range of products and painting techniques demonstrated by the worlds best modelers. The magazine explains in depth how to apply these effects on all types of models including figures, helicopters, trains, sci-fi and of course tanks. We will also enjoy again the company of our workmate Akatsiya. The modeler will want to collect each issue to create a bibliography of techniques, effects, references and inspiration. If you enjoyed FAQ2, then this is the magazine that you are searching for.

Contents:

- *Maybach HL230 P30 Engine / David parker
- *Asphalt Paving Machine / Rick Lawler
- *Grease Girl / César Oliva
- *Spills of Fuel, Oil and Grease / Rubén González
- *F15 Jet Pipes / John Murphy
- *Old & Forgotten WWII Aero Engine / Jamie Haggio
- *Oil & Grease on Modern Tanks / Mig Jimenez
- *Rocket Nozzles / John Murphy
- *Weathering an Overused L4500R Engine / Wu Bayin
- *Oil Tank Weathering 7 / John Murphy
- *Painting Engines / Alex Uschi Van Der Rosten
- *Diamond Reo Truck Engine / Rick Lawler
- *Kröte / Lincoln Wright
- *Weathered Motor / Marc Reusser
- *Engines Oil & Fuel references
- *Postcards From the World

A.MIG-4504



TWM 5 - MUD

A.MIG-4004



TWM 5- Barro



MUD

This issue describes in-depth the techniques to create mud effects in all forms and environments . As always these techniques will be demonstrated by some of the most talented modellers from around the World. Explanations will cover a diverse range of modelling subjects, from figures to rally cars and of course a selection of military vehicles and science fiction subjects. Also a new section will cover paint on small scale vehicles for wargames. Finally a new and pretty character will escort us through the features, we are sure you will not want to miss. The Weathering Magazine is the perfect painting reference source to collect and create the most comprehensive guide worthy of adding to any modelling reference library.

Contents:

*Spanish Mudderland / Chris Jerrett

*Muddy Ameise Robot / Alexandre Duchamp

*WWI Stormtrooper / Rick Lawler

*Wet & Dry Mud on my Leopard 2A5

Fabrizio Pincelli

*Mercury Cougar / Clay Kemp

*Splashes & Splatter / John Murphy

*A Tiger with Two Tales / Przem Mrozek

*Mud over my S.A.F.S. / Lincoln Wright

*Autumn Road / Rubén Gonzalez

*Flames of Weathering / Ruben Torregrosa

*Muddy Industrial Locomotive / Marc Reusser

*Soviet Spirit / Wu Bayin

*Mud Reference Photos

*Postcards From The World

A.MIG-4505



TWM 6 - KURSK & VEGETATION

A.MIG-4005



TWM 6 - Kursk y vegetación



KURSK & VEGETATION

Finally on sale the much anticipated issue 6 of The Weathering Magazine. We can finally enjoy an issue that will cover in depth the techniques needed to set our models in the largest tank battle of World War II, Kursk. From Tigers to Stuk as and the legendary T-34. Furthermore, this issue has 24 additional pages to learn and enjoy making vegetation for our dioramas and vignettes. As always, these techniques will be explained by the best modelers in the world. The Weathering Magazine is the perfect paint reference guide to collect and create the largest encyclopedia in a modeler's library, the essential reference for any modeler.

Contents:

*Kursk History of Failures / Mig Jimenez

*Buried Alive / Rick Lawler

*Soviet Steel Pride / Sergiusz Peczek

*Tank Buster / Javier López de Anca &

Ricardo Abad Medina

*Tigers in the Dust / Pere Valls

*Heavy Hitter / Joaquín García Gázquez

*ML-20 152 MM Howitzer Diorama / John Murphy

*Gardening The Backyard / Rubén González

*Deep Roots Scale Trees / Javier Soler

*A Rolling Stone Gathers No Moss / Marc Reusser

*Nuclear Autumn in Pripjat / Alexandre Duchamp

*Trucks, Trash and treasures / Chulho Yoo

*Flames of Weathering / Rubén Torregrosa

*Color Profiles / Claudio Fernández

*Choose the Right Products Vegetation

A.MIG-4506



TWM 7 - SNOW & ICE

A.MIG-4006



TWM 7- Hielo y nieve



SNOW & ICE

The theme of snow and ice is covered in depth with all of the techniques needed to set our models in a winter environment with plenty of Ice and Snow. From how to make a spectacular frozen diorama to adding subtle snow effects on a T34. Furthermore, this issue has 16 additional pages to learn and enjoy even more. As always, these techniques will be explained by the best modelers in the world. The Weathering Magazine is the perfect paint reference guide to collect and create the largest encyclopedia in a modeler's library.

Contents:

*Stug III _ Winter Warrior / Sergiusz Peczek

*Dragon Junkers JU 88-4 / Jamie Haggio

*Minoga / Jean-Bernard André

*Snowwagen - SDKF 263 / Alex Clark

*Sailing the Frozen Seas / Rick Lawler

*Bandit at Five / Aitor Azuc

*Chaos Frozen in Time / Diego Quijano

*Grober Hund (Snow Dog) / Kevin Derken

*Snow Plow / Clay Kemp

*122 mm. Cold Steel / John F. Steinman

*Conrail Expenn Central Boxcar / Jeff Meyer

*Winter Warrior – Waffen-SS Grenadier

Gunther Steinbergers

*How to Make Snow on Ice / Rodrigo Hernández

*Object 279 "cold warrior" / Domingo Hernández

*Choose the Right Products

*Flames of Weathering / Rubén Torregrosa

*Postcards from the World: Malaga (Spain)

A.MIG-4507



TWM 8 - VIETNAM

A.MIG-4007



TWM 8- Vietnam

A.MIG-4257



TWM 8 - Vietnam



VIETNAM

Issue 8 of The Weathering Magazine is now available - the Vietnam Issue. Within the pages we cover a wide range of topics and techniques all with the theme of Vietnam. You will learn how to create a spectacular jungle diorama and how to capture the characteristic soul colors for this theater. Matter of fact, we have so much to offer that this issue has 8 additional pages full of tip and techniques – more of everything for you to enjoy. As always, the best modelers in the world will explain these techniques. The Weathering Magazine is the perfect paint reference guide to collect and create the largest encyclopedia in a modeler's library; the essential reference for any modeler.

Contents:

*SoKfz 263 / Alex Clark

*M48 A3 Patton Prowling the Paddy Fields

John Murphy

*NVA Steel / Iain Hamilton

*Vietnam Soil / Iain Hamilton

*Nam Officers / Vladimir Demchenko

*Shark Attack / Yang Yu-Pei

*Call of the JUNGLE / Vladimir Demchenko

*F-4B Phantom II Death Rattlers – VMFA-323

Jamie Haggio

*MIG 17 / Jamie Haggio

*The Reflective Tourist / Jean-Bernard André

*Full Metal Mech / Oishi

*Choose the Right Products / Elizabeth Wiese

*Flames of Weathering / Rubén Torregrosa

*Postcards from the World: Sweden & Slovakia

A.MIG-4508



TWM 9 - K.O. & WRECKS

A.MIG-4008



TWM 9 - K.O. y abandonado

A.MIG-4258



TWM 9 - K.O. et epaves

A.MIG-4758



TWM 9 - Разрушение



K.O. AND WRECKS

The only magazine in the world devoted exclusively to the weathering effects and paint in general for all kinds of modeling. This issue is dedicated to destroyed, abandoned, and sunken vehicles. The best modellers in the world will offer a repertoire of exceptional examples and they explain with detailed step by step process, all the newest tricks and techniques to get your models represent similar conditions. From a totally abandoned "Walker" futuristic robot, a wooden sunk boat, a Tiran 5 absolutely burned or a jet fighter abandoned in the open. But you can also discover how to burn impacts and effects on a King Tiger or a weather a train wagon full of graffiti. TWM is a collectible magazine, 64 pages, printed on high quality glossy paper and full of useful items for any field of model. Available in 7 different languages, this is the most international magazine in the world.

Contents:

*Crestfallen / Kevin Derken

*The art of destruction / Scratchmod

*Thunderstruck / Jamie Haggro

*Burn out effects / Mig Jiménez

*Impact, wrecks & rust

Sergio Villén & Mig Jiménez

*Remembering 4th of July / Jonas Dahlberg

*Author's gallery / Jonas Dahlberg

*Twisted fate / Rick Lawler

*Rail art / Gary Christensen

*Author's gallery / Shigeyuki Mizuno

*Flames of weathering / Rubén Torregrosa

A.MIG-4509



TWM 10 - WATER

A.MIG-4009



TWM 10 - Agua

A.MIG-4259



TWM 10 - Eau

A.MIG-4759



TWM 10 - Вода



WATER

The only magazine in the world devoted exclusively to the weathering effects and paint in general for all kinds of modeling. This issue is dedicated to water and moisture. The best modellers in the world will offer a repertoire of exceptional examples and they explain with detailed step by step process, all the newest tricks and techniques to get your models represent similar conditions. From ships at offshore to tanks out of the water or crossing rivers, seaplanes, standing water, streams and much more. TWM is a collectible magazine, 64 pages, printed on high quality glossy paper and full of useful items for any field of model. Available in 7 different languages, this is the most international magazine in the world.

Contents:

*Beneath the Baltic / Chris Flodberg

*Author's Gallery / Chris Flodberg

*Rotten to the core / Iain Hamilton

*Splish Splash Lav taking a bath / Sergio Fenoy

*Reflections / Jean-Bernard André

*The crossing / Diego Quijano

*A country lane / Rodrigo Hernández Cabos

*The hunters, the lovers and the weeping

Javier Soler

*Puddle jumper / Rick Lawler

*Author's gallery / Jean-Bernard André

*Postcards from the world: Malmö

A.MIG-4510



TWM 11 - 1945

A.MIG-4010



TWM 11 - 1945

A.MIG-4260



TWM 11 - 1945

A.MIG-4760



TWM 11 - 1945



1945

The only modeling magazine in the world devoted entirely to painting and the effects of weathering. Featuring for the first time a very special and attractive subject for a lot of modelers - the year is 1945. For many, this year marks the climax of an evolution in camouflage and new designs in the German military. A special range which includes colors and patterns found on ground vehicles and aircraft. In addition, the vehicles at this time had a special appearance and some colors that were unique to this time. The Weathering Magazine takes a trip to the past through painting and effects, featuring some of the best modellers in the world and detailed "step by step" process of painting. This is undoubtedly the best issue of TWM to date, with unique graphic design and countless articles showing different styles of painting.

Contents:

*"The 'Peoples Fighter'" / Yang Yu Pei

*Waffenträger / Sergiusz Peczek

*For Whom the Bell Tolls - No Man's Land,

Berlin 1945 / Bernard Bassous

*Der Führer / Juanma Vergara

*Enjoy the War (because the peace is going to be terrible) / José Luis López Ruiz

*Defending the Reich / Matt McDougall

*Heavy Weight Hunter / Oishi

*Focke Wulf Fw 1900-9 / Jamie Haggro

*Flames of Weathering / Rubén Torregrosa

A.MIG-4511



TWM 12 - STYLES

A.MIG-4011



TWM 12 - Estilos

A.MIG-4261



TWM 12 - Styles

A.MIG-4761



TWM 12 - Стили



STYLES

The only modeling magazine in the world devoted entirely to painting and the effects of weathering faces a very special subject: the different painting Styles that cause furor nowadays in the modeling world. Through 72 pages we'll discover new styles for some of us, such as Black & White, or the Japanese Style (J-Style). We will also show the classic styles like Realistic or Color Modulation. We will see a comparison in how to face the same model from two different angles and check that both results are equals in quality. In this case, with two F-16: one clean and the other very weathered. As usual this magazine explains with detailed "step by step" articles how to perform every technique from some of the best modelers in the world. The definitive guide for learning to provide a new Style to our models and leave the routine.

Contents:

*Imperial Army - Type 5 Chi-Ri /

Antonio Perdices & José Luis López Ruiz

*Messerschmitt 262 / Bera Karoly

*Firelight / Jean-Bernard André

*F-16 Barak - Israeli Defence Force/Airforce /

Andy Brown

*Greek F-16 / Jamie Haggro

*The Sherman Exercise / Carlos Cuesta

*Author's Gallery / Imre Kovacs & Jozsef Reti

*Bring it On / Tamaki Maekawa

*Postcards from the World: Beijing - Hong Kong

A.MIG-4512

TWM 13 - DESERT



A.MIG-4012

TWM 13 - Desierto



A.MIG-4262

TWM 13 - Désert



A.MIG-4762

TWM 13 - Пустыня



DESERT

The Weathering Magazine is the only magazine devoted entirely to the painting and weathering techniques of scale models and figures. In this issue we examine the affects that this dry and harsh environment has on all types subjects: from a sweat stained grenadier, a dusty Panzer IV of the Afrika Korps, and Luke Skywalker's Landspeeder as it crosses the barren landscape of Tatooine. We also explore innovative methods for creating realistic dust effects on vehicle surfaces with some inovative techniques, and also how to depict a cracked and parched desert Wadi vignette. And of course, much more...

As always, this magazine explains with detailed "step by step" articles, how to perform every technique as illustrated through high quality photos and concise descriptions by some of the finest modelers in the world. Printed on high quality glossy paper, TWM is a collectible resource packed with useful techniques and inspiration.

Contents:

- *Desert Fox / Martin Siska
- *What Freedom / Jean-Bernard André
- *In a Desert, Far...Far...Away / Roberto Aguilera
- *New Dust Technique / Mig Jimenez
- **Chivalrous in War, Vigilant for Peace" (Erwin Rommel) / Juanma Vergara
- *Desert Patrol / Oishi
- *The Road Warrior / Diego Quijano
- *Wadi ya Think / Gabin "slardy" Clarke
- *Katie in the Desert / Mark Chisholm

A.MIG-4513

TWM 14 - HEAVY METAL



A.MIG-4013

TWM 14 - Heavy metal



A.MIG-4263

TWM 14 - Heavy metal



A.MIG-4763

TWM 14 - Heavy metal



HEAVY METAL

The Weathering Magazine is the only magazine devoted entirely to the painting and weathering techniques of scale models and figures. In this issue we examine how to paint all kinds of metals including a golden C3PO, aluminium aircraft, jet exhausts, rusty metal plates, and much more. We will also find how to use different types of paints and techniques such as lacquers, acrylics, and enamels to obtain realistic metallic surfaces. Although our focus will be HEAVY METAL, this world class compilation of modelers offers a wide range of techniques and tips for all manner of techniques. As always, this magazine explains with detailed "step by step" articles, how to perform every technique as illustrated through high quality photos and concise descriptions by some of the finest modelers in the world. Printed on high quality glossy paper, TWM is a collectible resource packed with useful techniques and inspiration for all genres and skill levels.

Contents:

- *Some Kind of Monster / Jari Hemilä
- *So Lonely / Jamie Haggio
- *Knight Time Story / Juanma Vergara
- *Burning for You / Jamie Haggio
- *I'm Quite Beside Myself / Roberto Aguilera
- *I Am Candy (color) Man / Ivan Calomarde "ifaaa"
- *Battle of the Bands (Laquers vs Acrylic) Alex Kutovenko
- *Ogre Berserker / Claudia Zuminich

A.MIG-4514

TWM 15 - WHAT IF



A.MIG-4014

TWM 15 - What if




A.MIG-4264

TWM 15 - What if



A.MIG-4764

TWM 15 - What if



WHAT IF

The Weathering Magazine is the only magazine devoted entirely to the painting and weathering techniques of scale models and figures. Tired of always doing the same subjects and kits? In this issue we show some examples of original "What If" concepts for a wide variety of different subjects. With Aircraft, tanks, sci-fi, and much more... even including a Nazi flying saucer! If you are looking for original ideas, fictional histories, or alternative finishes, this issue will be a great inspiration for you. Although our focus will be "What If" subjects, this world class compilation of modelers will show a wide range real techniques and tips for all manner of modeling subjects. As always, this magazine explains with detailed "step by step" articles, how to perform every technique as illustrated through high quality photos and concise descriptions by some of the finest modelers in the world. Printed on high quality glossy paper, TWM is a collectible resource packed with useful techniques and inspiration for all genres and skill levels.

Contents:

- *T-14 Armata / Mig Jimenez
- *Haunebu / Michal Dostál
- *Glasnost and Perestroika Jamie Haggio
- *Sukhoi SU-27 Flanker_US Navy VF-84
- *The Jolly Rogers / Andy Brown
- *The last King of Berlin / Maxi Fernández
- *1917 World War I Mark IV Alternate History Stefano Marchetti
- *The Fighter "Red Five" / Oishi
- *Ideas
- *The Iron Tomb / Tamaki Maekawa

A.MIG-4515

TWM 16 - INTERIORS



A.MIG-4015

TWM 16- Interiores



A.MIG-4265

TWM 16 - Interieurs



A.MIG-4765

TWM 16 - Интерьеры



INTERIORS

The Weathering Magazine is the only magazine devoted entirely to the painting and weathering techniques of scale models and figures. This issue is dedicated to different kinds of interiors that could be found in tanks, airplanes, submarines and even the interior of an AT-ST from Star Wars! As always, this magazine explains with detailed "step by step" articles, how to perform every technique as illustrated through high quality photos and concise descriptions by some of the finest modelers in the world. All the newest tricks and techniques to get your models represent similar conditions. Printed on high quality glossy paper, TWM is a collectible resource packed with useful techniques and inspiration for all genres and skill levels.

Contents:

- *The Inner Darkness / Mig Jimenez
- *The Bussy World / Laurent Tabib
- *Walk About / Jari Hemilä
- *The Grunts Apartments / Ivan Momcilovic
- *Cramped Quarters / Daniel Moscatelli
- *Worn Hero / Mattias Årletun
- *Around the Town With Mr. T Domingo Hernández
- *Inside AMMO
- *The Return of the Beast / Enrique Calderón
- *M10 Tank Destroyer / Pat Johnston
- *The Bird's Nest / Jamie Haggio
- *Modern Loft / Maxi Fernández
- *Postcards from the World Toronto - Canada 2017

A.MIG-4516 

TWM 17 - WASHES, FILTERS & OILS

A.MIG-4016 

TWM 17 - Lavados, filtros y aceites

A.MIG-4266 

TWM 17 - Jus, filtres et huiles

A.MIG-4766 

TWM 17 - Washes, filters & oils



WASHES, FILTERS AND OILS

The Weathering Magazine is the only magazine devoted entirely to the painting and weathering techniques of scale models and figures. In this issue we will focus on classic techniques such as washes, filters, and the venerable oil paints. We will show both the standard approach to these techniques, and new methods of using well-known media. Featuring thoroughly documented examples of the use of enamel filters, dot technique, combined enamel-acrylic techniques, as well as new methods of using acrylic paints which serve as washes. You will learn many new and many classic ways to combine and utilize different mediums and the spectacular effects we can achieve. And of course, much more...

Contents:

- *Filters / Mig Jimenez
- *Oil Highlights & Combined Grime Effects / Sergiusz Peczek
- *Washes and Oils / Mig Jimenez
- *Stardust Shows no Mercy / Konrad Dzik
- *Oil Dot Technique / Mig Jimenez
- *Old School Never Dies / Pat Johnston
- *Outside the Loft / Maxi Fernández
- *The Forgotten Workhorse / Graziano Ghetti
- *Washes, Filters and Streaked Grime Effects on WWII Aircraft / Mig Jimenez
- *Acrylics on Wash Duty / Sergiusz Peczek

A.MIG-4517 

TWM 18 - REAL

A.MIG-4017 

TWM 19 - Real

A.MIG-4267 

TWM 18 - Réel

A.MIG-4767 

TWM 18 - Реализм



REAL

The Weathering Magazine is the only magazine devoted entirely to the painting and weathering techniques of scale models and figures. In this issue we will focus on showing the techniques and specific approaches to the implementation of the model as close as possible to an equivalent in the real thing. We will show a selection of a different models based on the actual photos where the modeler has simply tried to capture what he saw. And of course, much more...

Contents:

- *Leopard C2 Mexas / Fabrizio Pincelli
- *Burbank's House of Hobbies
- *Retired Giant / Déak Róbert
- *Interview Elizabeth Wiese
- *Okinawa Special Farewell / Jamie Haggio
- *The Black Hole / Daniel Moscatelli
- *Chieftain Abandoned / Graziano Ghetti

A.MIG-4518 

TWM 19 - PIGMENTS

A.MIG-4018 

TWM 19- Pigmentos

A.MIG-4268 

TWM 11- Pigments

A.MIG-4768 

TWM 11- Пигменты



PIGMENTS

The Weathering Magazine is the only magazine devoted entirely to the painting and weathering techniques of scale models and figures. In this issue, we will show you the vast array of different approaches to the subject of applying pigments. With in-depth step by step instructions, we will explore the different types of fixers and binders that can be used and show you the most innovative techniques and possibilities for the application of this timeless medium. Starting from the simplest dry applications of gentle dusting, through the use of pigments in creating realistic grease, authentic mud, textured sand, corrosion on the tracks and exhaust pipes, and ending on the wide variety of effects created by moss, mold, and vegetation. And of course, much more...

Contents:

- *Pigment / Enrique Calderón
- *Pigments in another Galaxy / Diego Quijano
- *Desert Environment Pigments / Maxi Fernández
- *Dust is Everywhere / Mig Jimenez
- *Dreaming about the next Freight / Deák Róbert
- *Whippet Tracks / Mig Jimenez
- *Aircraft Pigment Weathering / Diego Quijano
- *Rusty Exhaust with Pigments / Sergiusz Peczek
- *Pigments & Tracks / Sergiusz Peczek
- *Using Pigments in Small Scenes & Diorama / Jorge Porto
- *Pigments Grease & Grime / Mig Jimenez

A.MIG-4519 

TWM 20 - CAMOUFLAGE

A.MIG-4019 

TWM 20 - Camuflaje

A.MIG-4269 

TWM 20 - Camouflage

A.MIG-4769 

TWM 20- Камуфляж



CAMOUFLAGE

The latest issue of The Weathering Magazine is entirely devoted to the critical subject of military camouflage. This is where the painting of all models begins. Within this release, you will see various examples of camouflage patterns used not only on tanks, trains, ships, uniforms, but also on science fiction subjects. We will show you how to create camouflage on a submarine - adding zenithal lightning as well as combining it with multi-layered chipping. We will explore how to paint one of the most difficult and visually interesting patterns, the well-known disc camouflage used by the Germans in 1944.

Contents:

- *The Aussie Avenger / Maxi Fernández
- *Maschinen Krieger Camouflaged / Lincoln Wright
- *WR360 Locomotive / Nicolas Vasseur
- *Modulated Camouflage / Carlos Cuesta
- *Seeing Spots German Disc Camouflage / Carlos Cuesta
- *SS Erbsenmuster / César Oliva
- *Russian Expo Camouflage / Ivan Dron
- *Whitewashed Stug / Fabrizio Pincelli
- *Camouflage Color / Claudio Fernández, Roman Volchenkov
- *A Pike for Peace / Lauren Tabib
- *Camouflage in History / Daniele Guglielmi, Mario Pieri

A.MIG-4520 
TWM 21 - FADED

A.MIG-4020 
TWM 21 - Desgastes

A.MIG-4270 
TWM 21 - Decoloro


A.MIG-4521 
TWM 22 - BASIC

A.MIG-4021 
TWM 22 - Básico

A.MIG-4271 
TWM 22 - Bases

A.MIG-4770 
TWM 21 - Внимание

A.MIG-4520PO 
TWM 21 - Wyplwiate

A.MIG-4771 
TWM 20 - Основы

A.MIG-4521PO 
TWM 22 - Podstawy



FADED

The latest issue of The Weathering Magazine is entirely devoted to the effects of fading and discoloration. We will show you how to create faded camouflage on a modern M1A1 Abrams tank and how to achieve a multilayered faded look on abandoned South Lebanese Army's Tiran 4. We will explore how to paint the forgotten workhorse from a farm. You will also find the Gato-class submarine, and learn how to implement airbrush and chipping techniques to obtain the appropriate discoloration for Naval subjects. You will see a simple but effective method used to apply a discolored finish on a civilian Renault 4 hatchback, and a faded look on a railway tank car. Aviation lovers will find a classic Bf-109 fighter with a desert-based look. Finally, for those of you who are fascinated by the Star Wars saga, we bring you a detailed tutorial for painting and weathering a very unique A-Wing model.

Contents:

- *Abandoned Tractor / Róbert Deák
- *Pale Blue Warrior / Andy Taylor
- *Pale Catshark / Daniel Moscatelli
- *A-Wing Star Fighter / Roberto Aguilera
- *Renault-4L / Hong Sung Cheol
- *The Aussie Avenger / Maxi Fernández
- *Tank Zagkk Agip / Graziano Ghetti
- *The Gustav has Faded / Javier López de Anca
- *E-100 to Long in the Sun! / Alexander Kutovenko

BASIC

In this issue, we will focus on all basic techniques, tools, and materials used for modeling. We begin with the simplest assembly and decaling techniques, through articles describing the use of an airbrush, choosing the right brushes for specific tasks, determining the correct order of application, use of the primers, varnishes, metallics, and ending with more complex descriptions of painting and finishing methods. And of course, much more... As always, this magazine explains with detailed "step by step" articles, how to perform every technique as illustrated through high quality photos and concise descriptions by some of the finest modelers in the world. Printed on high quality glossy paper, this useful issue of TWM is a collectible resource packed with useful techniques and inspiration.

Contents:

- *Cyanocrylate / Enrique Calderón
- *Decals / Javier López de Anca
- *How to choose brushes / Rodrigo Hernandez Chacon
- *Joints and panel lines / Javier López de Anca
- *Airbrush basic concepts / José Luis López Ruiz
- *Primers / Diego Quijano
- *Metallic finishes / Javier López de Anca, Ricardo "Chicho" Abad
- *To the last minute / Maxi Fernández
- *Chipping basic concepts / Mig Jimenez
- *How to fix pigments / Sergiusz Pęczek
- *Varnishes / Diego Quijano
- *Painting with acrylics / Diego Quijano
- *Basic steps for assembling and painting a military vehicle
- *Postcards from the world: Zagreb, Croatia 2017

A.MIG-4522 
TWM 23 - DIE CAST


A.MIG-4022 
TWM 23 - Die cast

A.MIG-4272 
TWM 23 - Die cast

A.MIG-4523 
TWM 24 - UNDER NEW MANAGEMENT

A.MIG-4023 
TWM 24 Under new management

A.MIG-4273 
TWM 24 Entre de nouvelles mains

A.MIG-4772 
TWM 23 - Die cast

A.MIG-4522PO 
TWM 23 - Die cast

A.MIG-4922 
TWM 23 - Die cast

A.MIG-4773 
TWM 24 Under new management

A.MIG-4523PO 
TWM 24 Pod nowym kierownictw

A.MIG-4923 
TWM 24 Unter neuer leitung



DIE CAST

In this issue, we will focus on an unusual topic for a scale modeling magazine – pre-assembled Die-Cast and plastic models available in an endless variety of intriguing subjects for painting and weathering. We will show you simple tricks and more complex techniques used when working on metal or plastic pre-assembled replicas and point out the most common correctable defects found with this type of model and explain the simple ways to easily correct visible screws or a thick layer of factory lacquer. We indicate which techniques will be most appropriate for weathering the unique features of a workable H0 locomotive, a caterpillar tractor, or a collectible Star Wars figure. In addition, we will show you how to bring a rally car or a die-cast excavator to life and how to change a small toy bus into a realistic miniature. We will transform a shiny fire engine into an abandoned scrap-yard vehicle and paint a small pre-assembled aircraft to look like a high-end scale model kit. And of course, much more!

Contents:

- *Excavated beauty / Sergiusz Pęczek
- *Lancia stratos / Graziano Ghetti
- *Zil-157 Fire truck / Domingo Hernández
- *JDouglas A-1 Skyraider / Javier López de Anca
- *From toy to model. Renfe series 303 Switcher locomotive / Mig Jimenez
- *The red's big blue. AT-T Die Cast 1/43 / Rick Lawler
- *Shoretrooper / Diego Quijano
- *Rough Rider / Alexandre Benvenuti
- *Postcards from the world: BSMC. Oyttem-bek-guyn, December 2017

UNDER NEW MANAGENT

In this issue, we focus on subjects that for various reasons, are in service of owners other than the original. We will explore the unique aspects of applying the new paint schemes and symbols, learn to represent the wear and the passage of time on both factory and hastily repainted camouflage. Here we will learn which techniques will be the most appropriate to transform the exterior aspects of a locomotive. We also include two well-known AFV examples with an M3 in the service of the Soviet Army and a T-34 captured by the Germans. Aircraft are not immune to capture, in this issue we learn a great deal from modeling a truly unique Bf 109 wearing Soviet red stars. There is much to learn from techniques used for civilian vehicles and Gundam subjects as well, and this issue includes both and of course, much more! As always,

Contents:

- *Lend-Lease Lee / David Perez
- *BF 109 Russian angel / Ángel Expósito
- *Mitsubishi pajero / Mike Zhu
- *Renfe 10800 Yeye / Mig Jimenez
- *Leclerc's panther / Michal Dostál
- *Kim's Romeo / Mike Zhu
- *Type 166 Firestruck / Domingo Hernández
- *Afamiliar Foe / Daniel Morcillo
- *T-34 Beutepanzer / Michal Walkowski
- *Destruction myth / Tarnaki Maekawa

A.MIG-4524

TWM 25 - WHEELS, TRACKS & SURFACES

A.MIG-4774

TWM 25 - Колеса, траки и поверхности

A.MIG-4024

TWM 25 - Ruedas, orugas y superficies

A.MIG-4524PO

TWM 25 - Oła, gašienice i powierzchnie

A.MIG-4274

TWM 25 - Roues, chenilles et surfaces

A.MIG-4924

TWM 25 - Räder, ketten & oberflächen

A.MIG-4525

TWM 26 MODERN WARFARE

A.MIG-4775

TWM 26 Современная война

A.MIG-4025

TWM 26 Guerra moderna

A.MIG-455PO

TWM 26 Nowoczesna wojna

A.MIG-4275

TWM 26 Guerre moderne

A.MIG-4925

TWM 26 Moderne kriegsführung



WHEELS, TRACKS & SURFACES

In this issue we bring you step by step articles focused on representing all the effects that can be seen on contact surfaces such as wheels, tracks, wings, and even boots! Through the inspiring work done by our collaborators, you will learn the most innovative and appropriate techniques specific to each subject, allowing you to realistically customize your vehicles and integrate the various elements determined by each subject's environment. This is a fundamental consideration for all modelers, and in this issue you will learn critical aspects of placing your favorite models in a given setting, as well as how to apply the type of wear specific to the peculiarities of the physical environment. This issue is lush with inspiration and far too many tips and techniques to list. As you have come to expect from The Weathering Magazine, this issue is composed of articles lush with step-by-step detailed explanations on how to execute each technique and use each product with ease through high-quality images and concise descriptions. This long-awaited new issue is destined to be one of your favorite resources, where each page will be a source of inspiration for all.

Contents:

- *Painting wheels with tires / *Sergiusz Pęczek*
- *These boots are made for walking / *Artur Miniszewski*
- *Painting tracks / *Kreangkrai Paojinda*
- *FV432 Having fun / *Alberto Palomares*

- *Legs day / *Daniel Morcillo*
- *Aircraft wheels on different types of terrain / *Ángel Expósito*
- *Postcards from the world. Viet-nam 2018

MODERN WARFARE

In this issue of The Weathering Magazine, we want to show you a cross-section of subjects representing modern battlefields, such as the veteran T-72 tank, the ultra-modern PUMA IFV, the M9 armored bulldozer, the fast CB-90 assault boat, and many more. Our contributors have created a series of innovative articles for you to learn from while demonstrating the techniques used to accurately and realistically represent modern combat machinery while integrating narrative elements of the environment surrounding them. Modern vehicles present a great opportunity for the modeler thanks to the amount of reference images available in color and in a high definition format that which also includes video recordings of the vehicles in action. The knowledge and experience gained will easily translate to any other era or subject while enriching your modeling skills. As you have come to expect from The Weathering Magazine, this issue is composed of articles lush with step-by-step detailed explanations on how to execute each technique and use each product with ease through high-quality images and concise descriptions.

Contents:

- *Schützenpanzer Puma / *David Pérez*
- *F/A-18C HORNET / *Javier López de Anca*
- *Dirt Digger M9 Ace / *Kreangkrai Paojinda*
- *T-72 AV with "Sarab-1" / *Sergey Gollkov*

- *RUSSIAN 9K37M1-BUK Air Defense Missile / *Li Zhen Dong*
- *Combat boat 90 / *Sergiusz Pęczek*

A.MIG-4526

TWM 27 - RECYCLED

A.MIG-4026

TWM 27 - Reciclado

A.MIG-4276

TWM 27 - Recyclé

A.MIG-4776

TWM 27 - Переработка

A.MIG-4526PO

TWM 27 - Recycling

A.MIG-4926

TWM 27 - Recycling



RECYCLED

The Weathering Magazine is the only magazine completely focused on the painting and weathering techniques of scale models and figures, created to meet your modelling aspirations.

This issue will bring you step by step articles focused on recycling models: breathing new life into your old and out-of-date models. Perhaps your skills have developed since you finished them, or perhaps you want a new challenge with minimum expenditure or assembly. Through the inspiring work done by our collaborators, you will learn how to strip & rework your models with examples of successfully recycled and restored models.

Some of these models were first completed 20 years ago, with hobbyists who have developed since then. This issue is all about applying your growing knowledge as modellers to old kits and getting new enjoyment from completed works. Recycling old kits also presents us with a perfect opportunity to try new techniques and methods with a lesser risk. This all takes less effort and expenditure than assembling, painting & weathering a new kit from the beginning!

The Weathering Magazine explains all painting and weathering with detailed "step-by-step" articles, showing how to perform each technique as illustrated through high-quality images and concise descriptions from some of the world's best modelers. This eagerly awaited new issue of TWM is sure to be a collector's favourite, each page filled with useful techniques and each subject a great source of inspiration for all modelers.

Contents:

- *Shelf King / *Sergiusz Pęczek*
- *P-40E Kyttyhawk / *Jamie Haggio*
- *Paint stripping / *Sergiusz Pęczek*
- *Flakviering's "second life" / *Kreangkrai Paojinda*
- *A second chance / *Daniel Morcillo*
- *A new incarnation of Wazi / *Mike Zhu*
- *Postcards from the world / *Shangai*
- *American ETO "Solution BOX Challenge"
- *Postcards from the world: Bangkok

A.MIG-4527



TWM 28
FOUR SEASONS

A.MIG-4027



TWM 28
Cuatro estaciones

A.MIG-4277



TWM 28
Quatre saisons

A.MIG-4777



TWM 28
Четыре сезона

A.MIG-4527PO



TWM 28
Cztery pory roku

A.MIG-4927



TWM 28
Vier jahreszeiten



NEW



UNDER NEW MANAGENT

The latest release is the most unique issue of your favourite magazine, where you will witness a modelling experiment involving the work of four authors interpretation of the same kit in each of the four seasons. Four independent creators, four unique styles, and four different approaches to realistically depicting the weathering effects of each of the four seasons shown on the same subject, the Pz.Kpfw. IV Ausf. G from Border Model. With this brand-new perspective, these world class authors show you the differences resulting from specific atmospheric conditions typical of different seasons. This issue will help you make educated choices and teach you how to use the appropriate products and modelling techniques for each seasonal element including when and where to use washable paint, how to use chipping fluid, benefits of dusting with pigments, fading with oils, and a wide range of enamel effects used in layers to convincingly finish any subject in any setting. In addition, you'll see how to paint a German BF-109 fighter operating in the stifling heat of the African desert, we'll show you how to make a realistic frigid scene with an atomic submarine locked up and icebound, as well as an oozing muddy autumn robot slogging through the muck and falling leaves.

The Weathering Magazine explains all featured painting and weathering techniques with detailed "step-by-step" articles, each showing you how to perform each technique as illustrated through high-quality images and concise descriptions from some of the world's best modellers. This eagerly awaited new issue of TWM is sure to be a collector's favourite, each page filled with useful techniques and every article a learning resource couched in inspiration for all genre and level of modeller.

Contents:

- *Vibrant IV / Konrad Dzik
- *Hot and heavy / Kreangkrai Paojinda
- *Wilted weathering / Jia Sheng Wu
- *Cold snap / Lukasz Kapelski
- *Unlucky july / Ricardo Rivas
- *Fall's fury / Kreangkrai Paojinda
- *Victrol icebound / Mike Zhu

A.MIG-4528



TWM 29
GREEN

A.MIG-4028



TWM 29
Verde

A.MIG-4278



TWM 29
Vert

A.MIG-4778



TWM 29
Зелёный

A.MIG-4528PO



TWM 29
Zielony



NEW



GREEN

The latest issue of your favourite magazine deals with the colour most associated with the military: Green. As the most popular camouflage colour it is one all modellers will want to paint and weather to the highest standards! Many of the favourite models for hobbyists share one common factor: green is present! See, in detail, how to work with the iconic 4B0 represented in the IS2 "White Bears At Berlin." This issue might deal with a single colour, but it is one with such a variety in tone and weathering; illustrated in two Vietnam theatre vehicles: a NVA 1/72 T-54 based on the AMMO by Mig Jimenez kit, and a 1/35 Tamiya American Sheridan. For aircraft fans, learn about the unique effects of aerial travel and combat in extreme climates on the Japanese Zero's famous dark green. With the dominance of green as a real world military colour it is understandable it remains a popular colour with science fiction modellers, shown in this issue with a Bandai mecha the focus of rust and other contrasting weathering colours on a mecha green. Green, as a colour, is present not only in our models but also in the environments in which they find themselves: an example of this is covered in an in-depth step-by-step on a green forest diorama.

The Weathering Magazine explains all featured painting and weathering techniques with detailed "step-by-step" articles, each showing you how to perform each technique as illustrated through high-quality images and concise descriptions from some of the world's best modellers. This eagerly awaited new issue of TWM is sure to be a collector's favourite, each page filled with useful techniques and every article a learning resource couched in inspiration for all genre and level of modeller.

Contents:

- *Smashing through the green / Alex Clark
- *Green Samurai / Ángel Expósito
- *Green hell / Kreangkrai Paojinda
- *Killing verdure / Kreangkrai Paojinda
- *Spring in the forest / Artur Miniszewski
- *White bears at Berlin / Mazi Fernández
- *Reference photos

THE WEATHERING *Aircraft*

**NEW MAGAZINE
SERIES 100% FOCUSED ON
AIRCRAFT**



A.MIG-5201



TWA 1 – PANELS

A.MIG-5101



TWA 1 - Panels

A.MIG-5202



TWA 2 – CHIPPING

A.MIG-5102



TWA 2 - Desconchones



PANELS

Your favorite publication, The Weathering Magazine, the only modeling magazine in the world devoted entirely to painting and the effects of weathering, now has a new addition to the family: The Weathering Aircraft. This new magazine will follow the same concept from its big brother magazine but it is 100% focused on aircraft. Through 68 loaded pages, we'll discover all aspects of Panels: how to scribe panel and rivet lines, highlighting panels, and apply washes to panel lines. This first issue explains with detailed "step by step" articles how to perform every technique from some of the best modelers in the world and covers in depth the different products, techniques, and results available to today's modeler. This inaugural issue also explains how to integrate panel techniques with the other contemporary techniques needed for aircraft, teaching the entire process to obtain the best results on our kits. The definitive guide for learning everything related to aircraft panels in an easy, clear and concise way.

Contents:

*MIG-29 Fulcrum 9-12 / Hong hwan. Jang

*Hellcat MK.II / Jaime Pastor

*Scribing Panel and Rivet Lines

*T-2 Buckeye (Nas Oceana 1986 N° 32 VT-43

"Challengers" U.S. Navy) / Julio Fuente Diaz

*FW190 A5 / Philippe Roger

*F-15J / Jamie Haggio

*Panel Lines Washes over Metallic Finishes

*W-Wing / Yang Yu Pei

*Postcards From the World: Morón National

Aviation Museum, ARGENTINE

CHIPPING

The second issue of The Weathering Aircraft is already in stock! In the first issue, we explained everything about panel lines, now we're going to focus on chipping. Mastering these techniques is imperative to creating good chipping effects in our models, making them more realistic, closely resembling chipping on real vehicles. We'll show in detail several different ways to recreate paint chips: using especially designed chipping products, liquid masking, or salt grains, among other methods. We are also going to see how and in which situations to use the various types of paints and tools to get different chip sizes and shapes. Once again some of the best aircraft modelers in the World have collaborated in this new issue, placing special emphasis on showcasing wonderful models as well as accompanying them with a clear and easy to understand text and high-quality photos. In conclusion: a whole package to learn everything you'll ever need about chipping your model aircraft.

Contents:

*F4-U7 Corsair / Olivier Soulleys

*F-100F Supersabre / Massimo Bussolini

*Hawker Hurricane MK.IIC / George Sams

*Salt Technique / Ricardo Rivas

*Ki-84 Frank / Bera Karoly

*A-90 Oriyonok / Mig Jimenez

*Me 262 / Javier López de Anca

*Plane Mig-15 / Jamie Haggio

*Y-Wing / Alex Hernández

A.MIG-5203



TWA 3 – ENGINES

A.MIG-5103



TWA 3 - Motores

A.MIG-5204



TWA 4 – BASE COLORS

A.MIG-5104



TWA 4 - Colores base



MOTORES

The third issue of The Weathering Aircraft, your favorite modeling magazine focused on painting and weathering techniques, is here. For this edition, our brilliant collaborators had thrown themselves into the fray, working on different engines and showing how to weather them step by step: oil and grease stains, rust and dirt marks and even how to paint a derelict engine. From the first steps assembling the replicas of these engineering marvels to the most exhaustive detail work. In these pages you'll find from the engines that propelled the first flying machines to the most modern jets, through the all-time WWII classics; all you need to create a truly masterpiece out of your scale aircraft engine.

Contents:

*Me 262 Jumo 004B / Javier López de Anca

*Samson 9Z / Chema Martínez

*Nakajima HA-109 (Ki-44-II Hei Shoki)

Mario Gabas

*UH-1Y / Michal Dostal

*General Electric J79-GE-19 / Otto Drobrik

*Rolls Royce Merlin Serie 60 / Diego Quijano

BASE COLORS

The Weathering Aircraft, your publication of choice focusing on painting and weathering techniques for aircraft models. In this issue, we will show you how to work with the typical greens and grays, both key components of the majority of military camouflages. We will also explore bright colors such as yellow and red, as well as difficult tones like black. Several examples in a variety of different finishes are included: from planes used for air shows and kept in near mint condition, to well-worn machines ravaged by the effects of use and time. You will learn how to use the most appropriate base color depending on the specifics of each model, and explore working with different techniques and products. From the more traditional techniques to the latest innovations; all examples are clearly explained through detailed step by step articles by some of the finest modelers in the world.

Contents:

*Putting the horse before the cart / Olivier Soulleys

*F-117 Nighthawk Seok / Joo Lee

*BF-109 F-4 / Philippe Rodger

*HAWK T1 The Red Arrows / Andy Brown

*GRUMMAN F-14B TOMCAT / Massimo Busolini

*ZERO FIGHTER Model 21 / Yang Yu Pei

*HORTEN 229 / Julio Fuente Diaz

*LOCKHEED P38J LIGHTNING / Jamie Haggio

*STARFIGHTER N-1 / Alex Hernández

A.MIG-5205

TWA 5 – METALLIC



A.MIG-5105

TWA 5 - Metalizados



A.MIG-5206

TWA 6 – CAMOUFLAGE



A.MIG-5106

TWA 6 - Camuflaje



METALLICS

The Weathering Aircraft, your publication of choice focusing on painting and weathering techniques for aircraft models. In this issue, we will show you how to create realistic metallic finishes. Although these attractive surfaces can be a bit intimidating at first, we are going to show you tips and tricks as well as painting and weathering techniques and products that will make your life much easier when dealing with the dreaded metallic paints. Several examples in a variety of different finishes are included: from planes kept in near mint condition, to well-worn machines ravaged by the effects of use and time. You will be surprised how these paints can withstand a good deal of weathering techniques and products. All examples, as is the norm with TWM, are clearly explained through detailed step by step articles by some of the finest modelers in the world.

Contents:

*P-51D Mustang / Ralph Riese

*Boeing 767 / Marco Preto

*Mig-15 Fagot / Manuel Gil

*BF-109G Kurt Gabler III/JG 300

Tomás de la Fuente

*Aerial Hunter Killer / Julio Fuente

*Nakajima Ki-44 / Mario Gabas

*E.E Lightning F.3 / Jamie Haggio

CAMOUFLAGE

The sixth issue of The Weathering Aircraft focuses on painting and weathering techniques for aircraft models. The color of the aircraft is certainly one of the main factors when we decide upon our next project. It is for this reason we have selected this subject, and instructed our contributors to work on it, explaining how to paint some of the most attractive camouflage schemes in great detail, which will allow you to build eye-catching and appealing models. Throughout these pages you will learn different techniques, from creating our own masking, to doing a whole camouflage scheme using decals. In addition, we will also see decorations as diverse as the flashy WWI lozenge patterns or today's sophisticated digital camouflage schemes. As always, this magazine explains with detailed "step by step" articles, how to perform every technique as illustrated through high quality photos and concise descriptions by some of the finest modelers in the world. Printed on high quality glossy paper, TWA is a collectible resource packed with useful techniques and inspiration.

Contents:

*V-2 / Javier López de Anca

*Ju88 A4 / Alex Hernández

*SBD-5 Dauntless / Matt McDougall

*SU-33 Flanker D / Otto Drobnik

*F/A-18F Super Hornet / Victor Costa

*Viggen / Jang Hong Hwan

*PFLAZ D.XII / Chema Martínez

*Camouflage Louzenge / Diego Quijano

A.MIG-5207

TWA 7 – INTERIORS



A.MIG-5107

TWA 7 - Interiores



A.MIG-5208

TWA 8 – SEAPLANES



A.MIG-5108

TWA 8 - Hidroaviones



INTERIORS

Introducing The Weathering Aircraft, your publication of choice focused on painting and weathering techniques for aircraft models, launches its seventh issue. We should not overlook interiors, so we have decided to show you how to paint and weather cockpits, wheel and electronics bays, and radio compartments. Contrary to what many people believe, interiors generally do not sport many bright colored parts, so we will have to learn which appropriate colors to use. As you might expect, these areas also show a fair amount of weathering effects, just as the rest of the aircraft, so we will see how to match the interiors to the finish of the exterior surfaces using different weathering techniques. We have selected various subjects as examples, ranging from WWI airplanes to spaceships, all clearly explained through detailed step by step articles by some of the finest modelers in the world.

Contents:

*TBA-1A Devastator / Diego Quijano

*B-25 G-12 / Ricardo "Chicho" Abad

*Pflad D.XII / Chema Martínez

*Sikorsky H-34 / Yang Yu Pei

*F/A-18C Hornet / Javier López de Anca

*Focke Wulf FW-190 S-5 / Luis Antonio Reyes Lavín

*Canberra B.62 / Rodolfo Melian

*BF 109E Y 109G-6 / Aurelio Gimeno

*Lavochkin LA-7 / Bera Karoly

*Airspeed T-47 (Snowspeeder)

Javier López de Anca

*Sukhoi SU-25UB / Massimo Busolini

SEAPLANES

The Weathering Aircraft Magazine, your publication of choice entirely focused on painting and weathering techniques for aircraft models, launches its eighth issue. This time we focus in how to paint, weather, and mimic water effects on this unique class of aircraft, seaplanes. For this we will show you different techniques used to simulate chipped paint, salt residue, rust, and accumulations of dirt and algae. All types of paints and products are used: filters, washes, nature effects, pigments, chipping fluids... everything necessary to achieve a variety of different finishes. We even have an article devoted to representing water itself, an essential element that we must master when working with this type of planes. As always, this magazine explains with detailed "step by step" articles, how to create the details and effects of an operative seaplane as illustrated through high quality photos and concise descriptions by some of the finest modelers in the world.

Contents:

*Douglas TBS-1A Devastator Floatolane

Diego Quijano

*Consolidated PB5-5 Catalina / Julio Fuente

*Mitsubishi F1M2 / Yang Yu Pei

*Fairey Swallow MK.1 / Olivier Soulleys

**"You've Got Mail" Beriev Be 12 Chaika

Jamie Haggio

*Antonov AN2 Colt / Alex Fernández

*How To Use Arctic Waters / Jorge Porto

A.MIG-5209



TWA 9 – DESERT EAGLES

A.MIG-5109



TWA 9 - Águilas del Desierto



A.MIG-5210



TWA 10 – ARMAMENT

A.MIG-5110



TWA 10 - Armamento



DESERT EAGLES

This time we will focus on how to paint wear and imitate the effects produced by the desert climate on subjects from different eras, and even from a different planet. The harsh conditions that occur in these environments determines the realistic finishes that our models must have. For this task, we will learn different techniques that will imitate discoloration, chipping, ever present dust and accumulations of dirt. In this issue we will learn how to use all kinds of products: filters, washes, natural effects, pigments, chipping products ... and the step by step processes used to achieve the most realistic result for desert vehicles and scenarios. As always, we bring you the most innovative ideas from the world's best collaborators, each sharing the tips and tricks used to accurately represent aircraft operating in the relentlessly harsh conditions of the desert.

Contents:

- *Abandoned Tractor / *Róbert Deák*
- *L'Americain A-36 Apache / *Mario Gabas*
- *AT-6 Texan. Spanish air force in the Sahara (1974) / *Andy Brown*
- *Panavia. Tornado GR1 / *Oto Drobik*
- *Ju 87B-2 "Desert Stuka" / *Philippe Roger*
- *Mirage IIIc / *Jamie Haggio*
- *Supermarine. Spitfire Mk.IXc / *Marek Novacek*
- *A-Wing / *Matt MacDougall*

ARMAMENT

In this issue, we focus on how to improve and paint the armament of our planes, a critical element that is often overlooked by modelers. In this issue, world-class modelers finish all types of weapons with a multitude of techniques such as washing and paneling, and the use of Oilbrushers and pigments. The authors also explore in detail, how to integrate the weapons that accompany each subject so that they have the same degree of wear or different weathering in those cases that require it. TWA covers all time periods and armament types ranging from a machine gun mounted on a World War I airframe to modern cruise missiles, including both air-to-air and ground attack weapons. As always, TWA features the best collaborators, each providing you with inspiration and new techniques for your next project.

Contents:

- *Bliss-Leavitt. Mark 13 / *Diego Quijano*
- *Parabellum LMG 14 / *Chema Martinez*
- *Hydra 70 mm / *Michal Dostál*
- *The Armament of De Havilland Mosquito / *Ralph Riese*
- *HVAR rockets 5" (127mm) / *Manuel Gil*
- *AN-M64 500LB / *Hasegawa 1/72*
- *MG15&MG 17 / *Alex Hernández*
- *Desperate hope. Fly ohka model 22 / *Jaime Haggio*
- *Hispano 20mm & Rüstsatz 6 / *Manuel Gil*
- *Fieseler fi 103 V-1. Vergeltungswaffe 1 / *Mario Gabas*
- *Air-air weaponry on the Sukhoi Su-33 / *Oto Drobik*
- *German Bombs SC50, 250, 500 & 1.000 / *George Sarris*
- *Eurofighter EF-2000 Typhoon / *Hong Hwan Jang*
- *Aux armes! / *Rodolfo Mellan*

A.MIG-5211




TWA 11 – EMBARKED

A.MIG-5111



TWA 11 - Embarcados



EMBARKED

The Weathering Aircraft is your favorite publication focused on the techniques of painting and aging aircraft is proud to follow our tenth issue by exploring the always popular subject of naval aviation. Embarked airplanes are a source of inspiration for modelers, each featuring a full range of effects and wear unique to aircraft operating at sea. Our collaborators will teach you how to handle a wide range of products to get the most realistic and eye-catching finishes with ease. For these fascinating subjects, a range of unique techniques are shown for representing the effects of fading, salt and rust, humidity, chipping, accumulations of grease and dirt, and of course we have not forgotten scratches or deep chipping on metal surfaces and primers. On board this issue you will find airplanes and helicopters from a range eras and countries that we are sure will inspire your new projects.

Contents:

- *Curtiss SB2C-3. Helldiver / *Fernando del Pino*
- *Cobra AH-1W / *Michal Dostál*
- *Harrier FRS.1 / *Alexander Kutovenko*
- *Kamov KA-27 / *Marek Novacek*
- *Aichi D3A1 VAL / *Jamie Haggio*
- *Super Etendard / *Diego López*
- *Fairey Firefly FR.I / *Aurelio Gimeno*

A.MIG-5212



TWA 12 – WINTER

A.MIG-5112



TWA 12 - Invernales



WINTER

The Weathering Aircraft, your favorite publication focused on the techniques of painting and aging aircraft is proud to follow our twelfth issue by exploring the always popular subject of aircraft deployed to the harsh conditions of winter environments.

The machines used during the winter season are an excuse for modelers to depict a large number of distinctive weathering effects on their models. For this, we will use different techniques in order to represent worn paint, oxidation, wet areas, chipping, mud, grease and dirt accumulations, and the scars of operating from frozen airfields.

Our contributors will teach you how to handle a wide range of products to get the most realistic and eye-catching finishes with ease. We will focus especially on white camouflage patterns applied in a haphazard and temporary fashion. On board this issue you will find airplanes and helicopters used from WWII to the present day, each featuring strikingly attractive winter schemes.

Contents:

- *Royal Navy Sea King HC.4 / *Jamie Haggio*
- *Messerschmitt Bf-110E / *Ricardo "Chicho" Abad*
- *Polikarpov i-16 Type 10 / *Aurelio Gimeno*
- *A-10 THUNDERBOLT II / *Kenji Yanai*
- *Focke-Wulf Fw-190 A-4* / *Ángel Expósito*
- *HARRIER GR. 7/9 / *Ricardo Rivas*
- *MIG-3 / *Jordi Lario*

A.MIG-5213



TWA 13 – K.O.

A.MIG-5113



TWA 13 - K.O.



K.O.

The Weathering Aircraft, your favourite publication focused on the techniques of painting and weathering aircraft is proud to follow up with our thirteenth issue.

On this occasion, we will focus on the essential assembly steps required to depict crashed or abandoned aircraft. We show a full range of different techniques and materials, from the most commonly used and most effective to some household items that you can take advantage of for most projects. In this practical issue you will learn how to modify a kit to represent damage to both the airframe and other parts and components that must be altered separately.

Of course, throughout the painting processes we will see how to simulate the weathering effects caused by the crash landing or the passage of time unique to era and scenario. This means that the building materials of the various machines shown and the weathering effects they are subjected to are each unique, even some even come from a galaxy far, far away. For this issue, we gathered teaching tools and inspiration from some best modellers around, each has contributing their unique style to help you to enjoy beautiful and accurate K.O. subjects even more.

Contents:

- *Messerschmitt BF 109E-4 / *Sung-Cheol Hong*
- *MI-4 Hound / *Jamie Haggio*
- *F4F Wildcat / *Bera Karoly*
- *The fighter crash / *Mario Gabás Ruiz / Lola Simón Martín*
- *Focke Wulf 190 A5 / *Lalo Zeleny*
- *Mitsubishi A6M2B Zero / *Jamie Haggio*

A.MIG-5214



TWA 14 – NIGHT COLORS

A.MIG-5114



TWA 14 - Night colors

NEW



NIGHT COLORS

The Weathering Aircraft, your favourite publication focused on the techniques of painting and weathering aircraft is proud to follow up with our fourteenth issue. On this occasion, we will focus on a subject that although is universally interesting, is also feared by many modellers: night combat aircraft. As always, we show a full range of different techniques used to achieve a wide variety of effects. You will learn how to work with the dreaded black schemes, and realize that you can achieve the same results possible when working with the other colours. In order to achieve a realistic finish, we will show you how to use some standard techniques in addition to other very specific processes. Of course each step is clearly explained by the authors through hundreds of photos. This issue features a full range of different types of night aircraft and the genre's historical evolution, and even includes the mount of Batman, of one the most famous superheroes to date. For this issue, we gathered teaching tools and inspiration from some of best modellers around, each contributing their unique style to show you how to maximize the potential of your favourite Night Fighter.

Contents:

- *AH-6j little bird / Alex Hernández
- *Grumman F6F Hellcat / Ralph Riese
- *Avro Lancaster B.1 / Fernando del Pino
- *F-4D Phantom II / Matt McDougall
- *Batwings/ Marcelo Durán
- *Messerschmitt Me-410 / Ricardo "Chicho" Abad
- *Polikarpov U-2/PO-2 VS / Aurelio Gimeno

A.MIG-5215



TWA 15 – GREASE AND DIRT

A.MIG-5115



TWA 14 - Grasa y suciedad

NEW



GREASE AND DIRT

This time we are focusing on those stains created by traces of oil, dirt, and the combination of both. Mastery of several techniques will be essential to accurately replicating the ways that these elements common to all aircraft tend to accumulate, streak, and discolour the surfaces of each in unique ways as seen in references. This issue guides you through various methods used to apply dirt and fluid staining using specific effects, versatile Oilbrusher applications, and pencils among other techniques and materials utilized to produce stunning results. Of course the reader is shown how and when to use the most effective methods and materials in order to achieve staining of different sizes, various fluids, soils, discolouration, and layered effects based on the specific weathering effects accurate for each subject. In this issue we have gathered teaching tools and inspiration from some of best modellers around. Our contributors will teach you how to handle a wide range of products to create the most realistic and eye-catching finishes with ease. The step by step processes used to achieve the most realistic result are each described through clear and easy to understand text and illustrated with high-quality photographs. All in all, this is an extremely comprehensive issue that provides you with the opportunity to learn everything you need to know about this type of effects and how to recreate them on your aircraft models.

Contents:

- *A-7H Corsair II / Ángel Expósito
- *P47D "Had it" Thunderbolt / Ricardo Batista
- *A-10 Thunderbolt II / Julio Fuente Díaz
- *MIG-29 SMT / Oto Drobik
- *Colonial VIPER II / Yang Yu Pei
- *Bristol Beaufighter TF.Mk X / Jamie Haggio

A.MIG-6011



TWS - WORLD WAR I

A.MIG-6012



TWS - La Primera Guerra Mundial

A.MIG-6019



TWS - HOW TO PAINT 1:72 MILITARY VEHICLES

A.MIG-6020





TWS -Cómo pintar vehículos militares en 1:72

A.MIG-6021



TWS - Comment peindre des véhicules militaires 1:72



This is the first Special Issue of the Weathering Magazine, the only modeling publication completely devoted to painting and weathering techniques. For this special edition we've chosen WWI as a subject. An historical introduction by the well-renown author Daniele Gugliemi, fruit of a in depth research work is included. Throughout 76 pages and over 200 pictures you'll find detailed step-by-step articles showing different camouflage schemes, AFV painting techniques and a host of realistic weathering effects to take any model back to the battlefields of the Great War. All these techniques are valid for any WWI vehicle.

This volume is complemented by the 24-page paperback 'The Great War', a comprehensive guide with over 30 color profiles of this era camouflage schemes. Free and only available purchasing the TWM special.

With this ground breaking book, AMMO enter the world of 1:72 scale modeling with authority. This book is the essential painting and weathering guide for 1:72 scale modelers. Beginning with a history of the scale, we will explore the many fascinating and refreshing aspects of modeling in this increasingly popular scale. Featuring a collection of the words best modelers demonstrating the latest techniques, these pages are lush in technical detail, explaining in depth painting and weathering processes with numerous step by step examples including: scratchbuilding, assembly, camouflage painting, weathering, and the effects of dust and mud! Learning these techniques and many more is easy with this collection of step by step photo rich tutorials. With all of the detail and realism of larger scales, you will be shocked that the vehicles being shown are so small that they will fit in the palm of your hand.

A.MIG-6104



TWS - IRON FACTORY

A.MIG-6105



TWS - Iron Factory

A.MIG-6106



TWS - Iron Factory

A.MIG-6107



TWS - Iron Factory



Are you fascinated by powerful steel machines produced in USSR and Russia? Do you like models of vehicles from Modern Conflicts? Focused on something more than only painting the models - our new special issue is made especially for modellers like you!

This time we gathered under one cover highly prolific modellers from Eastern Europe which have a passion for building, painting and weathering modern vehicles. This book is unique for that issue as each model is based strictly on reference material, meaning no fantasy or sci-fi modelling. Accurate builds and precise painting effects illustrated in step-by-step photographs supplied by detailed descriptions. A selection of subjects that covers tanks, SPGs, APCs.


This special issue is not only modelling - it gives you motivational tips on building Russian vehicles and contains a large historical narrative with reference photographs. Definitely a must have for your collection!

A.MIG-6128



TWS - HOW TO PAINT IDF TANKS
Weathering guide

Soft cover, 110-plus page book, hundreds of large high quality colour photos.



A.MIG-6129



TWS – Cómo pintar Blindados de las IDF
Guía de envejecido

A.MIG-6130



TWS – Comment peindre les chars de l'IDF
Guide de vieillissement

Conflicts and unrest between Israel and her Arab neighbors represent one of the most important keys to understand the geopolitics of much of the last century. It is not surprising that the peeked interest level among many modelers for Israeli armor has been permanently ensconced in the limelight for decades. The huge variety of armored vehicles used by the IDF (Israel Defense Forces) – from Israel's independence in 1948 to present – will be analyzed by the renowned military historians Daniele Guglielmi and Mario Pieri including an excellent first hand reflective introduction accompanied by numerous color photographs showing the wide variety of Israeli armor used throughout history. The modeling section features five of the best modelers in the world including Mig Jiménez, Lucas Zaromitidis, Michal Dostál, Rick Lawler and Allon Kira. Each will show you how to paint and weather IDF armor with the different colors of camouflage sported by Israeli vehicles throughout the young country's history while using a multitude of different painting techniques and effects. If you wish to increase your knowledge and model collection with examples of IDF armor and it's dynamic evolution over the past 70 years, you simply must own this book.



A.MIG-6142




TWS - TRAINS

A.MIG-6143



TWS - Trenes

Soft cover, 90-plus page book, hundreds of large high quality colour photos.



In this special issue of The Weathering Magazine, we present a collection of the best articles about weathering techniques for model trains available. Through each inspiring page of 14 excellent chapters, you will learn how to use weathering products with the guidance of some of the world's best railway modelers. Create all kinds of wear and dirt effects on locomotives of all eras, as well as on freight cars, coaches, tank cars, and more. Upon turning through the pages of this book, you will quickly realize how entertaining and easy transforming your stock train models into hyper-realistic wonders is. You can bring any rail subject to life by applying any type of weathering effect you choose including rust, chipping, streaking, dust, accumulated dirt, soot, fuel stains, and much more, you'll even learn how paint the most intricate graffiti!





D I G I T A L

DIGITAL VERSION

THE WEATHERING MAGAZINE

TWM Versión digital

Available on the App Store, Google play, PC & Mac.

Available on Ipad App

Available on Android App

Available Online on Wndows and Mac computers.

Available Offline app on Windows computers.



As it could not be any other way we have adapted our magazine to new trends in publishing. Born therefore the digital version. It is the perfect complement that will give greater freedom to the power handle in multiple devices and will allow you to make use of features that the physical magazine can not (large images, direct link with additional information,...). A project that we will expand with new functionalities, thereby increasing the usability of the publication.

info, sales & support at:

www.theweatheringmagazine.com



A.MIG-6003



PAINING WARGAME TANKS

Painting wargame tanks

Step by step guide to paint Wargame vehicles

By Rubén Torregrosa and Mig Jimenez.
96 pages.

The definitive guide to paint Wargames armored vehicles by the hands of the famous Ruben Torregrosa (Hesybrush) and Mig Jimenez. Through its 96 pages we will discover, in a very visual and easy manner, how to get the results we want in our vehicles, since the book adapts to the needs of each player. From a basic guide for materials, through painting a tank in an easy but effective way, to obtaining the best possible professional finish. The ultimate tool to make your tanks the highlight of the tabletop.



A.MIG-6006




MODULATION AND LIGHT TECHNIQUES

Modulation and light techniques

Guide with 106 pages to paint models with light effects

By Javier Soler - Concept by Mig Jimenez.

This book explains in depth in an educational and visually easy to follow format, how to apply various light effects on your models, including the famous modulation technique. Through its 106 pages, hundreds of photos and numerous diagrams show how to obtain more from your models and give them more life and personality. To do this the authors Javier Soler and Mig Jimenez explain 4 different ways of painting lighting effects on our models: color modulation, zenithal light, spot light, and illumination by panels.



A.MIG-6014



IN COMBAT – PAINING MECHAS / / Pintando mechas

Written by:

Mig Jimenez, Oishi Modeler, Luca Zamprilo, Chulho Yoo and Daniel Morcillo

IN COMBAT - PAINING MECHAS is here in its second edition, with revised and updated content and images.

Since quite a few decades, robots and other big Sci-Fi war machines have been one of the most popular subjects throughout Asia and the rest of the world. The Japanese company Bandai popularized this fascinating world with their GUNDAMS which is followed today by many modelers. For those MECHAS lovers out there, this book provides different, highly realistic painting and weathering techniques in detailed step-by-step articles full of useful tricks and tips. An indispensable book to learn how to give realistic finishes to your models. A 92-page book in full color with lots of pictures and an amazing style. Paperback.



A.MIG-6026



IN COMBAT 2: MECHAS BATTLEFIELDS

In Combat 2: Campos de batalla de mechas

Written by:

Daniel Morcillo, Lee Jaegong, Oishi, Sori Kim, Shin Wong Dook, Luca Zamprilo, Jose Luis López Ruiz y Sergio Fenoy.

Continuing our dynamic book series about painting and weathering Mechas, In combat 2 is finally available.

Ammo of Mig Jiménez follows the path opened with the first book of the series (In combat), where some of the best modelers of the subject taught us their incredible painting techniques and weathering methods. This time we have gone a step forward to show how to paint our Mechas according to the operational environment, be it fresh from the factory or war-beaten veterans in jungles or deserts... Even a spectacular Sazabi in a metallic Candy color finish! In addition to all this, we'll also show several examples of scenic bases in order to provide our models with a proper setting.



A.MIG-6043

MODELLING GUIDE: HOW TO PAINT WITH OILS
GUIA DE MODELISMO: COMO PINTAR CON ÓLEOS

Soft cover. 104 pages. with lots of high-quality photos and step-by-step processes.



Oils are one of the most versatile types of paint, offering a greater variety of painting and weathering effects for scale modelling. However, they remain a mystery to many modellers, who only know of a specific technique or even consider oils to be a product exclusively applicable to Fine Arts. Oil paints offer many advantages when it comes to recreating a wide variety of effects, but also have disadvantages when applied to modelling, they have been designed with Fine Arts in mind and thus to be applied on an absorbent canvas substrate, not on scale models.

We at AMMO have developed a special type of oils, the Oilbrushers, improved and adapted to scale modelling, featuring less oil and a faster drying time. The oil colours sold by other modelling brands are just regular artists' oils in a different container, whereas the Oilbrushers offer you a new formulation specially designed to achieve the best results on your models while saving a considerable amount of time.

Our excellent team of master modellers will show you all the secrets of painting with oils through more than 100 pages in a pleasant and easy to follow style with lots of high-quality photos and step-by-step processes. This guide is undoubtedly the compilation you need to master a product as necessary in today's modelling scene as oil paints.




A.MIG-6040

MODELLING GUIDE: HOW TO PAINT WITH ACRYLICS
Guía de modelismo: Como pintar con acrílicos

108 pages and more than 500 high quality pictures.
 Soft cover.



Nowadays, water-based acrylic paints are the best option to paint our models. Thanks to their ease of use, cleaning, and mixing, water-based acrylics have become the paint of choice for modelers all over the world. Being non-toxic and odorless (unlike lacquers and enamels) they have been favored by modelers who are forced to share their space with children, pets, and other family members. They are perfect to be used with the airbrush in enclosed spaces because they produce almost no vapors, dust, or smell whatever. Lacquers have gone out of favor among most modelers for a long time now, due to heavy restrictions in air shipping owing to their toxicity and flammability. Water-based acrylics are the paints of the present and the future, and will likely be the only paints available in model stores soon.



A.MIG-6016

BLACK & WHITE TECHNIQUE
BLACK & WHITE. Técnica de blanco y negro

By José Luis López.
 112 pages.




Jose Luis Lopez has created his own style aptly named the Black & White technique and the results have quickly become popular worldwide. This book is the newest and latest of the author's and these more than 100 pages are lush in technical detail, explaining the entire process with numerous step by step examples as well as insightful theoretical reflection. The technique allows us to layer the effects of wear, chipping, and dirt in a simpler manner than usual by using a Black & White foundation for our base color(s). Once our translucent base colors are applied, each subject automatically acquires three-dimensional volume and layered weathering effects. Only in this unique book can you find all of the secrets of Jose Luis Lopez innovative and versatile approach. Through numerous in-depth examples, photo rich step by step demonstrations bring stunning results to modelers of all genres and skill levels.



A.MIG-6110

GRAVITY 1.0 - SCI FI MODELLING PERFECT GUIDE
GRAVITY 1.0 - Guía Definitiva de Modelismo de SCI FI

Soft cover, more than 180 pages in full color. 10 of the most dynamic Sci-Fi Models & Exclusive interview with Ian Hunter



"In the year 2019 we will celebrate 50 years since the small step for a man but big step for humanity. But there are many more years in which man has looked to the stars with wonder and fascination. From AMMO we join the tribute to the future with a compilation of models from the last 70 years of Science Fiction and fantasy in a series that begins with this first volume of the Gravity collection. This volume includes models shown through their detailed step-by-step assembly as well as painting of ships and vehicles representing Science Fiction and fantasy subjects of the last 20 years. We have also created a very special atmosphere for you which includes history, anecdotes, interesting data from the movies and much more so that this adventure is not just another book of modeling with a new theme, but a reference and compendium of information and summary of the emotions of a whole generation of dreamers. And this is only the beginning... we still have more than 50 years to go!"



A.MIG-6122

NEXT LEVEL: PERFECTION - Taking 1/72 scale to the next level
SIGUIENTE NIVEL - Llevando la escala 1/72 al Siguiente Nivel

Soft cover, 176 pages in full color.



Currently 1/72 is one of the most popular modelling scales across the globe. There is a huge range of subjects available and the space and time constraints are minimal when compared to larger scales. Sergey Golikov demonstrates that "Braille" models can reach the level of detailing and realism offered in larger scales. The talented Russian modeler shows how to take these little models to the next level, infusing them with the amount of detail and realism typically found on 1/35 models. This title is an essential read for small scale enthusiasts and a truly comprehensive guide to assembly, detailing, conversions, and the most realistic painting techniques suited to this scale. With techniques completely new to the modelling scene, this book is ideal for any modeler wishing to improve and raise their skills to a professional standard.

In the book you will find ten new 1/72 models by Sergey. A wide range of subjects and variables are covered including climatic and weather conditions, and theatres of conflict ranging from North Africa to Northern Europe. Each model included in the book is unique and different from the rest, showing weathering techniques specifically tailored to each subject addressed in the work.



A.MIG-6116

THIRD WORLD WAR. THE WORLD IN CRISIS
THIRD WORLD WAR. El mundo en Crisis

Soft cover, 200 pages, 12 double-page illustrations.



Welcome to the future. Set in a hypothetical reality where years of diplomacy and posturing has brought two antagonistic worldviews and two different ways of understanding international politics closer to the brink. THIRD WORLD WAR, THE WORLD IN CRISIS lays out how and where a large-scale confrontation for the control of Asia and the world could take place.

A new concept in modeling genre.

An alternate future reality based upon contemporary tensions.

Never seen camouflage schemes and new designs for a story conceived by historians, political analysts, and world class modelers. New and hybrid weapons specifically developed for the conflict.

First-hand eye witness accounts of those who sacrificed everything to defend their flags in this fictitious global crisis.



A.MIG-6030



**MODELLING SCHOOL:
AN INITIATION TO AIRCRAFT WEATHERING**

Escuela de modelismo: Iniciación a la aviación con desgastes extremos

Soft cover. 240 pages.

AMMO by Mig Jimenez is proud to publish Jamie Haggio's first modelling book. Jamie is well known for his highly realistically weathered aircraft models and in this book he will show in step by step detail how he achieves his results. The book covers basic building methods which will enhance the final model through cockpit painting and weathering to various base coat applications followed by loads of hints, tips and techniques on turning a clean looking model into a well weathered piece. The final chapter describes in detail a stunning 1:32 Post Apocalyptic OV-10 Bronco utilising all the processes described in the book in order to produce a unique looking aircraft.



A.MIG-6098



**MODELLING SCHOOL:
AN INITIATION TO AIRCRAFT WEATHERING**

Escuela de modelismo: Iniciación a la aviación con desgastes extremos

Soft cover. 240 pages.

AMMO by Mig Jimenez is proud to publish Jamie Haggio's first modelling book. Jamie is well known for his highly realistically weathered aircraft models and in this book he will show in step by step detail how he achieves his results. The book covers basic building methods which will enhance the final model through cockpit painting and weathering to various base coat applications followed by loads of hints, tips and techniques on turning a clean looking model into a well weathered piece. The final chapter describes in detail a stunning 1:32 Post Apocalyptic OV-10 Bronco utilising all the processes described in the book in order to produce a unique looking aircraft.



A.MIG-6250




**MODELLING SCHOOL: RAILWAY MODELLING: PAINTING
REALISTIC TRAINS**

Escuela de modelismo: Modelismo ferroviario: Pintando trenes realistas

Soft cover. 140-plus page book, hundreds of large high quality colour photos.


The growing desire of railway modelers to transform their electric railway models into super realistic vehicles in scale has finally found the perfect complimentary guide. This book is designed so that you can learn how to transform the clean toy-like appearance of pre-painted commercial railway models into realistic vehicles featuring the appropriate effects of wear and tear typical of these machines as seen throughout their operational life. We will show you how to create all the possible effects that appear on both locomotives and the many different types of railway stock of all eras. You will also learn how to improve your scenery and setting with simple and effective techniques that provide a more realistic appearance. Some of the best railway modelers in the world will show you how to apply the right products and techniques step by step, in order to achieve each effect in a fun and simple way. No matter if you are looking to transform your entire layout into completely realistic scenes or if you only want to create a small static diorama with a train model, this is the book for you.



A.MIG-6210


MODELLING SCHOOL: HOW TO MAKE MUD IN YOUR MODELS
Escuela de modelismo: Cómo hacer barro en tus modelos

Soft cover. 180-plus page book, more than 700 of large high quality colour photos.



Mud is one of the most sought-after effects for modelers due to ignorance of the techniques and products suitable for its application. The realistic appearance mud provides is an extremely useful way to make your model stand out.


In this volume of the Modelling School series we put the knowledge, techniques, and products necessary to apply any mud effect on your models at your disposal. The authors have included every level of humidity, every texture, as seen on tracked and wheeled vehicles, and in various levels of complexity. With this text you will be able to make any type of mud including dry, wet or fresh, in the form of splashes, drained muddy water, slush, small and large accumulations, and even thick mud with a lot of texture. This Modelling School book also shows you how to depict the most typical mud accumulations by accounting for the different areas of the vehicle: front, rear, sides, running gear, tracks, and wheels. In addition we explore other areas where mud ends up deposited indirectly due to the actions of the crew stepping with muddy boots on the surfaces. We even show you how to make terrain with mud on which to set your models. In addition, you can choose the level of complexity that best suits your needs and preferences by demonstrating both simple and more complex techniques, each delivering excellent results.



A.MIG-6215

MODELLING SCHOOL: URBAN DIORAMAS
Escuela de modelismo: Dioramas urbanos

Softcover book, 124 pages in full color with 450 high-quality photographs.




This volume of the Modelling School series is a must for all seeking to expand their knowledge of the wonderful world of urban scenes. It methodically explains the tricks used by some of the best diorama modellers to build and paint different types of buildings including both modern and historic structures new and weather beaten. This title also examines each unique component including various roof styles of wooden shingles, slate, or ceramic tiles. Building and painting techniques are shown for different types of materials such as stone, plaster, brick, cement, or concrete and the different types of paths including cobblestone, concrete, asphalt, dirt, and grass surfaces. This complete guide also explains in detail how to make the most common and distinguishing elements found in urban settings such as street lamps, pipes, drains and manholes, signs, wooden or metal elements, and the typical vegetation found growing in urban areas. This guide also explains in depth the techniques and products used to achieve all kinds of weathering effects that can be seen on buildings and in urban settings, allowing the reader to choose the level of wear and tear to be depicted in the different elements of each scene or diorama.



A.MIG-6135

HOW TO MAKE BUILDINGS
BASIC CONSTRUCTION AND PAINTING GUIDE
CÓMO HACER EDIFICIOS
GUÍA DE MONTAJE Y PINTURA

160 pages. More than 900 images. Models, photos and texts. Jorge Porto.



Within the world of urban scenery, if there is one brand that stands out from the others it is Miniart, offering huge product catalogue that covers virtually all the needs of the modeler. The author of this guide Jorge Porto del Corral is a specialist in scenography and dioramas and will dispel any doubt that the modeler may have by explain each and every one of his processes to include the assembly, painting, and setting in a simple, practical and didactic way to resolve any questions that may arise.

This guide is divided into 4 chapters, starting with a description of the basic materials and documentation needed to prepare your projects. In the second chapter dedicated to assembly, several examples of dioramas are shown with different degrees of complexity, from a simple and basic level to advanced detailing techniques that allow the reader to adapt the dioramas to the tastes and needs of each modeler and subject. The third chapter is dedicated to painting and setting where we will see steps, techniques, and various simple tricks to achieve an impeccable finish on all your projects. And finally, a gallery chapter of the models finished using each of the techniques and steps learned throughout this guide.

In short, this book is a complete guide with processes clearly explained through 160 pages and hundreds of high-quality step by step photographs, destined to be a simple and practical tool in the modeler's library. Aimed at both modelers who are new to the world of dioramas, and those more experienced who want to take the next steps to deepen and detail their projects.



A.MIG-8302

SCI-FI CATALOG
Catálogo ciencia ficción



We at AMMO by Mig Jimenez love Science Fiction and Fantasy subjects. In our catalog, you will find a wide variety of paints and weathering products especially formulated for your Science Fiction and Fantasy models available in both subject specific sets and individual bottles and jars. And of course we offer a selection of the best Science Fiction and Fantasy books available, each demonstrating how to paint every type of ship, vehicle, suit, craft, character and figure of this expansive genre. But this is just the beginning, AMMO's Sci-Fi and Fantasy catalog will continue to grow and create along with you... to infinity and beyond!




A.MIG-6125

PAINTING SECRETS FOR FANTASY FIGURES

Secretos de pintura de figuras de fantasía

Soft cover, 124 high quality pages full color.

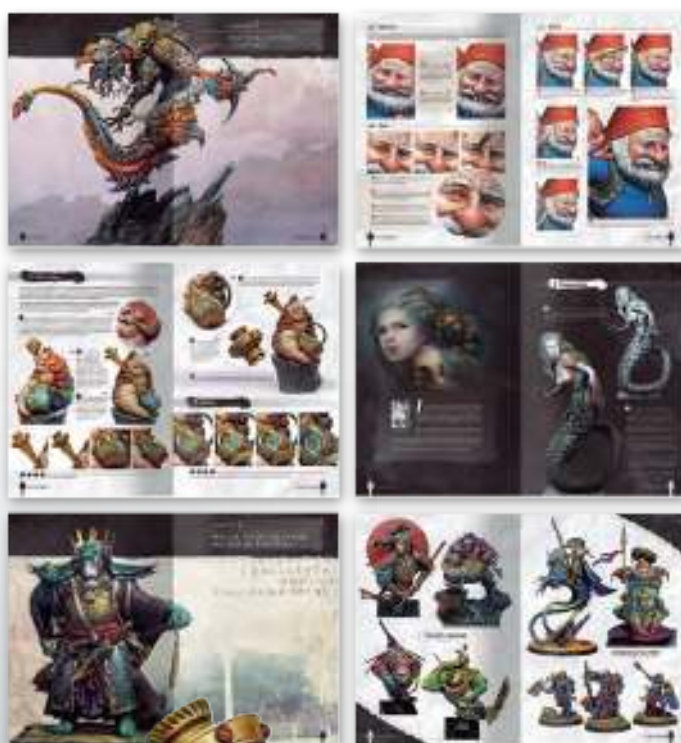


This outstanding painting guide was made in collaboration with Big Child Creatives and the immense talent of their artists, placing the hidden secrets required to improve your fantasy miniature painting skills to the highest level in your hands.

Thanks to this grimoire of painting knowledge you will be able to unravel the secrets and techniques of the great masters revealed through several chapters that delve into the mysteries of paint and colour, as well as the most important and common aspects that you need to know when it comes to giving life to a fantasy miniature with paint.

We begin with the basic concepts of colour theory and painting techniques developed in a practical way, and advance through more specific techniques such as painting different flesh tones, male and female faces, hair, fabrics, textures, mixed airbrush-brush techniques, Non-Metallic Metals (NMM), special lighting effects, and finish with a chapter devoted exclusively to painting miniatures for board games in various difficulty and complexity levels.

This book is aimed at all types of modellers, and all information provided is presented in a manner that you will find enjoyable and engaging no matter your previous experiences and expertise with the brushes. Each technique is shown in a practical way so that you can paint along as you unlock its secrets. If your intention is just reading the book and enjoying the photos, good luck! As soon as you open its pages there will be no turning back!



SOLUTION BOOK

A.MIG-6500

HOW TO PAINT WW II AMERICAN ETO

Multilingual

Book, soft cover, 62 pages in full color.



A.MIG-6502

HOW TO PAINT WWII LUFTWAFFE LATE FIGHTERS

Multilingual

Book, soft cover, 70 pages in full color.



A.MIG-6501

HOW TO PAINT IDF VEHICLES

Multilingual

Book, soft cover, 42 pages in full color.



A.MIG-6503

HOW TO PAINT WWII GERMAN LATE

Multilingual

Book, soft cover, 70 pages in full color.



A.MIG-6520

HOW TO PAINT IMPERIAL GALACTIC FIGHTERS

Multilingual

Book, soft cover, 68 pages in full color.



A.MIG-6509

HOW TO PAINT USAF NAVY GREY FIGHTERS

Book, soft cover, 60 pages in full color.



REFERENCE BOOKS

Libros de referencia

A.MIG-6000



TIRAN IN LEBANESE WARS / *Tiran en las guerras del Libano*

More than 300 original photos in full color, 6 color profiles, walk around, burn out TIRANs. 96 pages.

In its 96 pages, this book will show the modeler over 300 unpublished and high quality photos of the Tiran. It includes photos of this tank in combat, destroyed, variants, on maneuvers, a walk-around of all the details, and more. work of Samer Kassiss.



A.MIG-6001



SS WAFFEN COLORS / *SS Camouflage guide*

By Mig Jimenez, Jan Kubitzki & Carlos Cuesta. 80 pages.

Through 80 pages and more than 180 profiles, this book examines the history of colors and camouflage used by the Waffen SS on their vehicles. From a BMW sidecar 75 prior to the invasion of Poland to the King Tiger 501 s.SS.Pz.Abt used by LAH Peiper in the Ardennes, this book covers a wide variety of vehicles, colors, and camouflage used by this dark branch of the Wehrmacht.



A.MIG-6007



EASTERN FRONT RUSSIAN VEHICLES 1935-1945

Frente del este. Vehiculos rusos 1935-1945. Guía de camuflajes

Camouflage Profile Guide

80 pages.

In its 96 pages, this book will show the modeler over 300 unpublished and high quality photos of the Tiran. It includes photos of this tank in combat, destroyed, variants, on maneuvers, a walk-around of all the details, and more. The modeler will also enjoy the innumerable effects, damage, deterioration, grease, chipping, etc. this vehicle presented during its operational life and use them as inspiration for their models not only of Tiran but any other tank. In addition the book provides countless ideas for diorama modelers. Undoubtedly the best work of Samer Kassiss.



A.MIG-6080



SHERMAN: THE AMERICAN MIRACLE

Sherman: El milagro americano

80 pages and more than 170 Color Profiles 96 pages.

Soft cover.

SHERMAN, the American Miracle. In this new AMMO publication, you will find all the necessary information required to paint and weather all your modeling projects involving this famous American-built tank. More than 180 color profiles grouped by war theaters will inspire you to build subjects with the most original and appealing versions and camouflage schemes. This book shows that against conventional wisdom, not all Sherman tanks were painted green. From color schemes that take us to the dusty and scorching sand of the North African desert, through the European battlefields, and ending with vehicles used in the Pacific Theater of Operations, this publication shows many original and rarely seen examples of WWII camouflage schemes.



A.MIG-6022

KING TIGER - VISUAL MODELERS GUIDE
KING TIGER - Guía visual para modelistas

Photographic compilation about King Tiger tank.
 56 pages. 32 color profiles included

By Mig Jimenez & Enrique Calderón.

Great photographic compilation where it's shown, in an easy and depth way, the most important and unknown details about this tank. The definitive modeler's guide to the King Tiger, this highly detailed photographic compilation is a must have for modelers and historians. This essential guide for the King Tiger covers previously unknown details and critical details of this iconic vehicle. Inner parts, engine compartment and hidden details pictures. Featuring fully detailed photo reference guide for both internal and external details including interior details, engine compartment, and often overlooked external details features critical to both the King Tiger and scale modelers. Fun and easily referenced sourcebook where you can analyze the interior and exterior details of this legendary tank, through in-depth photographs and detailed explanations. Also included for modelers is a guide to camouflage schemes with full color and detailed profiles. 56 pages, with more than 130 high quality photographs including rarely seen details. 32 fully detailed color profiles with camouflage and markings. Information provided for each King Tiger variant, both Porsche and Henschel turret.



A.MIG-6092

PANTHER - VISUAL MODELERS GUIDE
PANTHER - Guía visual para modelistas

Photographic compilation about Panther tank.
 70 pages. 32 color profiles included

By Enrique Calderón.

Steel Series volume 2. A work entirely devoted to the Sd.kfz.171 Panther tank. Fun and easily referenced sourcebook where you can visually analyze and distinguish the main versions of the Panther, from the initial models to the final production variants. The brief introduction includes some historical notes about the design and development process of the vehicle. All of this with high-quality photographs that clearly show details not seen before in any other publication dedicated to the Panther tank.

- Complete color guide with information about both the interior and exterior colors used on the Panther.
- 29 fully detailed color profiles with camouflage and markings for all the Panther versions.
- 62 pages, with more than 154 high quality photographs including rarely seen details.



A.MIG-6032

T-54 / TYPE 59 - VISUAL MODELERS GUIDE
T-54 / TYPE 59 - Guía visual para modelistas

Soft cover. 70 pages, 19 fully detailed Color Profiles and more than 180 high quality photographs.

By Peter Robinson.

Steel Series volume 3. A work entirely devoted to the T-54 / Type 59 tank. Fun and easily referenced sourcebook where you can visually analyze and distinguish the characteristic details of the variants T-54A / Type 59 and T-54B. The introduction includes historical notes about the design and development process of the different variants of the vehicle. All of this with high-quality photographs that clearly show both internal and external details.



A.MIG-6035

PANZER DNA
Panzer Adn

139 pages and more than 150 high quality pictures.
Hard cover.

The subject of this book is very complex and has been addressed by many authors, but generally dividing it in many sectors and not in only one text. Authors of "Panzer DNA" have collected a lot of German official documents, Allied reports, post war interpretations, and have examined hundreds of photos to offer to the readers a simple but complete guide. Nobody can present all the examples possible in this field, but it is useful to explain which were the rules regarding colours, camouflages, markings, organization of German vehicles during the Second World War and to show some of the many variations (the most common, but also the strangest and the most interesting) discovered during this deep research.



A.MIG-6261

ITALIENFELDZUG. GERMAN TANKS AND VEHICLES 1943-1945 VOL.1
ITALIENFELDZUG. Carros de combate y vehiculos alemanes 1943-1945 VOL.1

Hard cover. 250 pages, more than 400 large photographs, 23 maps, 11 colour profiles, as well as vehicle markings and reproductions of original documents.



In his preface to this work, Steve Zaloga points out that although the performance of German troops on the Russian front, North Africa, and Normandy is well known to military history aficionados, knowledge of the operations in the Italian theatre are much more obscure. This new book will help shed light on the subject with a detailed photographic study of the German land operations in Italy beginning with the battles on Sicily in July of 1943. Daniele Guglielmi and Mario Pieri, authors of the book "Panzer DNA" published by AMMO by Mig Jiménez, present the ITALIENFELDZUG series: an exhaustive study of the ground operations and the most important vehicles fielded by the German army in the Italian campaign. The authors use a wide range of sources including photos from official German and Allied countries' archives. This book offers a new perspective to both military modellers and historians interested in WWII German Armed Forces and the campaigns in Italy. It is particularly valuable for researchers interested in armoured vehicle operations of the second world war. This first volume of the ITALIENFELDZUG collection provides in depth analyses of the Tiger tank, Elefant and Hetzer tank destroyers, Wespe self-propelled guns, and remote-controlled demolition vehicles.

NEW



A.MIG-5950



M1A2SEP ABRAMS MAIN BATTLE TANK IN DETAIL

Guide with 106 pages to paint models with light effects.

The M1A2 SEP is a new joint AMMO and SABOT Publications book in which you will find over 130 pages of large and bright color photos of the U.S. Army's M1A2 SEP Abrams main battle tank in Europe and the Middle East.

Within this excellent reference book, you will find a wide range of unique information, essential to detail, paint, and weather any of the superb M1A2 Abrams model kits on the market. There are large color photos of vehicles in all types of environments, color plates to highlight tan paint schemes and markings, and plenty of examples of light to heavy weathering.

There is also an extensive walkaround section showing the details of the turret, upper and lower hull, road-wheels and suspension, and even the interior! If you are an M1A2 Abrams fan, or simply interested in modern armor, you should definitely have this outstanding reference in your library.



A.MIG-5951



M2A3 BRADLEY FIGHTING VEHICLE IN EUROPE IN DETAIL VOL. 1

Soft cover. 140-plus page book, hundreds of large high quality colour photos.

M2A3 Volume 1 is a new joint AMMO and SABOT Publications book in which you will find hundreds of large high quality colour photos of the U.S. Army's Bradley Fighting Vehicle in Europe. In this 140-plus page book you will find all the necessary information to detail, paint and weather all of your Bradley modelling projects. There are large colour photos of vehicles in all types of environments, colour plates to highlight camouflage schemes and markings, and plenty of examples of light to heavy weathering. You will see lots of freshly painted Bradleys in green as well as NATO camouflage, with many examples featuring components that are both green and tan mixed! If you are a Bradley Fighting Vehicle fan, or simply interested in modern armour, you do not want to miss this book. This is volume 1 in a 2-volume series.




A.MIG-5952



M2A3 BRADLEY FIGHTING VEHICLE IN EUROPE IN DETAIL VOL. 2

Soft cover. Over 150 pages of large high resolution full color photos.

M2A3 Volume 2 is the second in the series of joint AMMO and SABOT Publications books. This volume features over 150 pages of large high resolution full color photos of Bradleys in the United States. In this volume you will find all the necessary information to detail, paint and weather many more of your Bradley modelling projects, especially those in tan base color. This volume includes large color photos of vehicles in all types of environments, color plates to highlight paint schemes and markings, and plenty of examples of light to heavy weathering. You will see lots of freshly painted Bradleys in tan as well as NATO camouflage in Korea, with many examples consisting of parts that are both green and tan mixed! If you are a Bradley Fighting Vehicle fan, or simply interested in modern armor, you do not want to miss this book. This is the 2nd title in a 2-volume series.



A.MIG-5953



M60A3 MAIN BATTLE TANK VOL 1

Soft cover. Over 128 pages of large high resolution full color photos.

The M60A3 is a new joint AMMO and SABOT Publications book. A photo-reference journal of the United States Army's Cold War era Main Battle Tank. The M60A3 begins its history as a variant of the M60 series in 1978 and featured a number of enhancements such as smoke dischargers on the turret, a laser rangefinder, a new ballistic computer, and a new turret stabilization system. A cross-wind sensor and a thermal sight were also added. The M60A3 was a workhorse of the U.S. Army in the 1970's and 1980's, and remained a front-line main battle tank for many countries well into the 21st century.

With more than 15,000 built over its service life, and modernized in various ways, it was still in service in the U.S. up until 1997 and is still in frontline service with many armies in the world today. This long service life is a testimony to the soundness of the M60's original design. Although considered by some to be initially a first generation main battle tank, the M60A3 was modernized and improved to become a fully second generation MBT, on par with its European counterparts of the seventies and eighties, such as the British Chieftain, German Leopard and French AMX-30. Now it is retired from U.S. service, but some specialized variants are still active.



DH-001

**AIRCRAFT IN DETAIL:
THE SEPECAT JAGUAR**

Duke Hawkins Aircraft in Detail collection.
Book, Soft cover, 84 pages with over
250 photographs.
Size: 240 mm x 240 mm, high quality paper.



DH-002

**AIRCRAFT IN DETAIL:
F-16 FIGHTING FALCON**

Duke Hawkins Aircraft in Detail collection.
Book, Soft cover, 108 pages with over
300 photographs.
Size: 240 mm x 240 mm, high quality paper.



DH-003

**AIRCRAFT IN DETAIL:
DASSAULT MIRAGE 2000**

Duke Hawkins Aircraft in Detail collection.
Book, Soft cover, 108 pages with over
300 photographs.
Size: 240 mm x 240 mm, high quality paper.



DH-004

**AIRCRAFT IN DETAIL:
MIG-29 FULCRUM**

Duke Hawkins Aircraft in Detail collection.
Book, Soft cover, 116 pages with over
350 photographs.
Size: 240 mm x 240 mm, high quality paper.



DH-005

**AIRCRAFT IN DETAIL:
PANAVIA TORNADO**

Duke Hawkins Aircraft in Detail collection.
Book, Soft cover, 116 pages.
Size: 240 mm x 240 mm, high quality paper.



DH-006

**AIRCRAFT IN DETAIL:
EUROFIGHTER TYPHOON**

Duke Hawkins Aircraft in Detail collection.
Book, Soft cover, 116 pages with over
330 photographs.
Size: 240 mm x 240 mm, high quality paper.



DH-007

**AIRCRAFT IN DETAIL:
SAAB VIGGEN**

Duke Hawkins Aircraft in Detail collection.
Book, Soft cover, 84 pages with over
240 photographs.
Size: 240 mm x 240 mm, high quality paper.



DH-008

**AIRCRAFT IN DETAIL:
BOEING F/A-18 A/B & C/D HORNET**

Duke Hawkins Aircraft in Detail collection.
Book, Soft cover, 140 pages with over
400 photographs.
Size: 240 mm x 240 mm, high quality paper.



DH-009

**AIRCRAFT IN DETAIL:
LOCKHEED-MARTIN C-130 HERCULES**

Duke Hawkins Aircraft in Detail collection.
Book, Soft cover, 196 full color pages.
Size: 240 mm x 240 mm, high quality paper.



EURO-0006

THE RISE OF FANTASY
The Rise of Fantasy

112 pages of frenetic step-by-step, full of countless painting and construction techniques.



EURO-0010

AIRPLANES IN SCALE 2: THE GREATEST GUIDE JETS
Airplanes in Scale 2: Máxima Guía Jets

In its 200 pages you will find the most popular and iconic jets of all time.



EURO-0014

AIRCRAFT MODELLING ESSENTIALS
Aviación: Técnicas Esenciales

With this Essential Techniques series we create a new way of learning modeling.



EURO-0004

LANDSCAPES OF WAR VOL.1
Landscapes of War Vol.1


112 pages. More than 400 high quality pictures.



EURO-0008

LANDSCAPES OF WAR VOL.2
Landscapes of War Vol.2

200 pages. More than 700 high quality pictures.



EURO-0012

LANDSCAPES OF WAR VOL.3
Landscapes of War Vol.3

160 pages featuring different dioramas made by 4 incredibly talented modellers.



EURO-0017

PANZER ACES - PROFILES VOL. 2
Panzer Aces - Perfiles Vol. 2

More than 200 profiles regarding schemes.



EURO-0020

FOCKE WULF FW 190 & TA 152
Focke Wulf FW 190 & TA 152


36 pages. Profiles of 100 aircraft used in the period 1939-1945.



EURO-0021

DIORAMA PROJECT 1.1 - AFV AT WA
Diorama Project 1.1 - AFV AT WA

120 pages, hundreds of large high quality colour photos.



EURO-0024

BLITZKRIEG - LIGHTNING WAR (1939-41)
Blitzkrieg - Guerra Relámpago (1939-41)

Hard Cover, 215 pages.



EURO-0026

GERMAN ARMY UNIFORMS - HEER (1933-1945)
German Army Uniforms - HEER (1933-1945)

Hard Cover, 176 pages.



EURO-0027

AIRPLANES IN SCALE - VOL III - WORLD WAR I
Airplanes in Scale - Vol III - Primera Guerra Mundial

Book, soft cover, 144 pages with more than 600 images in full color.




PANZ-0050

PANZER ACES N°50 ALLIED FORCES SPECIAL
Panzer Aces n°50 Allied Forces Special



PANZ-0051

PANZER ACES N°51 SPECIAL WINTER CAMOUFLAGES
Panzer Aces n°51 Special Winter Camouflages



PANZ-0052

PANZER ACES N°52 SPECIAL BLITZKRIEG
Panzer Aces n°52 Special Blitzkrieg



PANZ-0053

PANZER ACES N°53 SPECIAL BALKENKREUZ
Panzer Aces n°53 Special Balkenkreuz



PANZ-0054

PANZER ACES N°54 MODERN AFV
Panzer Aces n°54 Modern AFV



PANZ-0055

PANZER ACES N°55 PANZER PAPERS
Panzer Aces n°55 Panzer Papers



PANZ-0056

PANZER ACES N°56 SU SPECIAL WWII
Panzer Aces n°56 SU Special WWII




PANZ-0057

PANZER ACES N°57
Panzer Aces n°57



PANZ-0058

PANZER ACES N°58
Panzer Aces n°58



GLUES

Pegamentos

A.MIG-8013

SLOW DRY CYANOACRYLATE
Cianoacrilato de secado lento

Fluid and long lasting shelf life Cyanoacrylate

Highest quality and Long life cyanoacrylate glue, excellent long lasting shelf life. Dry time allows additional seconds to apply and glue. It takes an hour when you have some drops in a pallet. It is very fluid and can flow by capillarity through seams and joints. Just apply a few drops of glue on one of the pieces to be joined. Apply pressure for 3 to 10 seconds.



A.MIG-2025

EXTRA THIN CEMENT
Pegamento extrafino

30 mL. Quick glue for polystyrene plastic

Extra thin plastic cement. Hold the parts together, apply the cement to the joint and it will draw itself into the gap by capillary action. Completely dries in 10 minutes.




HOW TO
(page 123)

A.MIG-2031

ULTRA GLUE - FOR ETCH, CLEAR PARTS, PAPER & MORE
(acrylic water base glue)

40 mL

High strength acrylic glue. Specially designed to fix photo-etched or transparent parts comfortably without leaving any residue whatsoever. This formula is also perfect for all types of cardboard building materials, various types of paper or laser-cut cardboard, and wood. You can also use it when creating dioramas to firmly secure groundwork products. ULTRA-GLUE can be precisely applied with a brush and can be diluted and cleaned with water. Dries to a completely transparent finish in 24hours.



A.MIG-8034

BLACK SLOW DRY CYANOACRYLATE
Cianoacrilato negro de secado lento

High quality cyanoacrylate glue resistant to moisture, shocks, and vibrations. Jar 21gr.

This product can be used to glue plastic, resin, photo-etch, some metals, and similar materials. Hold the pieces together for 10-15 seconds to ensure proper bond. The black colour makes the glue highly visible, once dry the black cyanoacrylate can be sanded and carved easily.

The black colour makes the glue stand out from the surface and facilitates sanding away the excess which enables this product to be used as putty while further strengthening the joint. It is ideal for filling the seams between large parts such as an aircraft fuselage, tank hull, or any other gap in the plastic parts of your models.

Be careful to seal the container tightly to prevent hardening. Use the adhesive with the appropriate protective equipment including gloves, clothing, and eye protection while working in a well-ventilated area. Store in a cool place for the longest shelf life, ideally 16 °C (60 °F). Avoid contact with the skin and eyes.




A.MIG-2038

MEDIUM DENSITY CEMENT. SLOW DRY
Pegamento densidad media de secado lento

30mL. slow dry glue for plastic

Medium density and high strength cement for use in assembling plastic scale models. It is particularly useful for gluing large components that need a strong initial bond. Clean the contact surfaces before applying the product. This cement will allow you to move and adjust the parts for a few seconds before it starts to harden. Dries completely in one hour and leaves no residue. This adhesive can be easily sanded and reworked once fully cured.



*Allows pieces to be adjusted before drying.



A.MIG-8037

ACTIVATOR / Activador

Activator is specially formulated to accelerate the curing time of cyanoacrylate glue. Jar 20mL

Activator21 is specially formulated to accelerate the drying of cyanoacrylate glue. It has two systems of application: it can be used with the diffuser quickly and comfortably or with the brush inside for greater precision. This allows an almost immediate and highly durable union of even the smallest parts. It can be applied using two different methods:

Before applying cyanoacrylate: moisten the joint surface with the product and allow it to evaporate for 10-15 seconds. Then apply the glue and quickly join the two pieces together. The parts will bond almost immediately.

After applying cyanoacrylate: once the pieces have been joined, apply Activator over the cyanoacrylate. The joint will cure completely in 2-3 seconds, creating a very strong bond.

Be careful to seal the container tightly. Use the accelerator with the appropriate protective equipment including gloves, clothing, and eye protection while working in a well-ventilated area. Store away from heat. Keep out of reach of children. Avoid contact with the skin and eyes.



ULTRA DECAL

HOW TO
(page 124)

A.MIG-2029

ULTRA DECAL - SET ULTRA DECAL - SET

30 mL. High-quality decal solution essential to securing decals onto smooth model surfaces.

This easy to use solution is as simple as moistening the surface and then placing the decal onto the surface previously gloss-coated in preparation for the decals. ULTRA-DECAL SET and dries within minutes, allowing you to continue modelling with the decals fixed in place. We recommend using ULTRA-DECAL FIX solution next and then adding a second coat of gloss varnish on top.



A.MIG-2030

ULTRA DECAL - FIX ULTRA DECAL - FIX

30 mL. High-quality decal solution used to adapt and conform decals to the complex surfaces of your models.

This easy to use solution is as simple as brushing ULTRA-DECAL FIX over the decal previously secured with ULTRA-DECAL SET which dries in minutes. The decals will conform to the raised and recessed surface details to apply markings perfectly adapted to the surface. We recommend sealing the decals with an application of GLOSSY LUCKY VARNISH A.MIG-2053.



ANTI SLIP

A.MIG-2033

ANTI-SLIP PASTE - SAND COLOR FOR 1/35

Pasta antideslizante color arena
20 mL



A.MIG-2034

ANTI-SLIP PASTE - BLACK COLOR FOR 1/35

Pasta antideslizante color arena
20 mL




A.MIG-2035

ANTI-SLIP PASTE - BROWN COLOR FOR 1/72 & 1/48

Pasta antideslizante color marrón
20 mL



* Version shown may differ from final product
* Las versiones pueden variar en el producto final



BRUSHES

Pinceles

A.MIG-7600

FIGURES BRUSH SET

Set de pinceles para figuras

AMMO brush set for use with acrylics, enamels, and oils.

Contains both Premium Kolinsky Sable and Synthetic brushes for versatility and a wide range of applications.

The ideal set of brush sizes for all aspects of figure painting, this selection of round brushes is ideal for accurately painting uniforms, flesh tones, weapons, and details for figures of any subject and scale.

Includes:

- A.MIG-8600 5/0 PREMIUM MARTA KOLINSKY ROUND BRUSH
- A.MIG-8601 2/0 PREMIUM MARTA KOLINSKY ROUND BRUSH
- A.MIG-8612 2/0 SYNTHETIC ROUND BRUSH
- A.MIG-8614 2 SYNTHETIC ROUND BRUSH



A.MIG-7601

DIORAMAS & SCENIC BRUSH SET

Set de pinceles para dioramas y terrenos

AMMO brush set for use with acrylics, enamels, and oils.

Contains Synthetic brushes for versatility and a wide range of applications. The finest brushes available for both accuracy and durability for a variety of scale modelling applications.

A comprehensive range of round and flat brushes for painting all aspects of diorama and terrain. The ideal selection of brush shapes and sizes for accurately painting vegetation, mud, dust, and landscapes of any subject and scale.

Includes:

- A.MIG-8611 3/0 SYNTHETIC ROUND BRUSH
- A.MIG-8613 1 SYNTHETIC ROUND BRUSH
- A.MIG-8616 6 SYNTHETIC ROUND BRUSH
- A.MIG-8621 6 SYNTHETIC FLAT BRUSH



A.MIG-7602

STARTER BRUSH SET

Set de pinceles de iniciación

AMMO brush set for use with acrylics, enamels, and oils.

Contains Synthetic brushes for versatility and a wide range of applications. The finest brushes available in both flat and round brush sizes, providing both accuracy and function for a variety of scale modelling techniques.

Includes:

- A.MIG-8610 5/0 SYNTHETIC ROUND BRUSH
- A.MIG-8614 2 SYNTHETIC ROUND BRUSH
- A.MIG-8616 6 SYNTHETIC ROUND BRUSH
- A.MIG-8620 4 SYNTHETIC FLAT BRUSH



A.MIG-7603

CHIPPING & DETAILING BRUSH SET

Set de pinceles para desconchones y detallado

AMMO brush set for use with acrylics, enamels, and oils.

Contains both Premium Marta Kolinsky and Synthetic brushes for versatility and a wide range of applications. The finest brushes available in both accuracy and flexibility for a variety of scales detailing applications.

A comprehensive range of brushes selected for fine detailing and chipping effects. The ideal selection of fine point round brush sizes for accurately painting fine details such as chipping, stowage, and tools for any subject.

Includes:

- A.MIG-8600 5/0 PREMIUM MARTA KOLINSKY ROUND BRUSH
- A.MIG-8610 5/0 SYNTHETIC ROUND BRUSH
- A.MIG-8611 3/0 SYNTHETIC ROUND BRUSH
- A.MIG-8612 2/0 SYNTHETIC ROUND BRUSH



A.MIG-7604

STREAKING AND VERTICAL SURFACES BRUSH SET

Set de pinceles para escurridos y superficies verticales

AMMO brush set for use with acrylics, enamels, and oils.

Contains Synthetic brushes in a range of shapes for versatility and a wide range of applications. The finest brushes available for both accuracy and durability in scale modelling.

A comprehensive range of brushes for all aspects of weathering. The ideal selection of brush shapes and sizes for accurately streaking and weathering AFV, Aircraft, Ships, and Civilian subjects of any scale.

Includes:

- A.MIG-8685 8 SYNTHETIC SAW BRUSH
- A.MIG-8591 1 SYNTHETIC LINER BRUSH
- A.MIG-8596 6 SYNTHETIC FILBERT BRUSH
- A.MIG-8607 6 SYNTHETIC ANGLE BRUSH



A.MIG-7605

PANEL LINES AND FADING BRUSH SET

Set de pinceles para líneas de panel y desgastes

AMMO brush set for use with acrylics, enamels, and oils.

Contains Synthetic brushes in a range of brush shapes for versatility and a wide range of applications. The finest brushes available for both accuracy and durability in scale modelling.

A comprehensive range of brushes for panel line washes and fading. The ideal selection of brush size and shapes for accurately applying washes and fading to AFV's, Aircraft, Civilian subjects, and details for figures of any subject and scale.

Includes:

- A.MIG-8590 3/0 SYNTHETIC LINER BRUSH
- A.MIG-8595 4 SYNTHETIC FILBERT BRUSH
- A.MIG-8615 4 SYNTHETIC ROUND BRUSH
- A.MIG-8619 1 SYNTHETIC FLAT BRUSH



AMMO Premium Marta Kolinsky

A.MIG-8600

5/0 PREMIUM MARTA KOLINSKY ROUND BRUSH
Pincel premium de marta Kolinsky redondo 5/0

A.MIG-8601

2/0 PREMIUM MARTA KOLINSKY ROUND BRUSH
Pincel premium de marta Kolinsky redondo 2/0

A.MIG-8602

1 PREMIUM MARTA KOLINSKY ROUND BRUSH
Pincel premium de marta Kolinsky redondo 1



AMMO Synthetic Flat Brush

A.MIG-8619

1 SYNTHETIC FLAT BRUSH
Pincel sintético plano 1

A.MIG-8620

4 SYNTHETIC FLAT BRUSH
Pincel sintético plano 4

A.MIG-8621

6 SYNTHETIC FLAT BRUSH
Pincel sintético plano 6



AMMO Synthetic Round Brush

A.MIG-8610

5/0 SYNTHETIC ROUND BRUSH / *Pincel sintético redondo 5/0*

A.MIG-8611

3/0 SYNTHETIC ROUND BRUSH / *Pincel sintético redondo 3/0*

A.MIG-8612

2/0 SYNTHETIC ROUND BRUSH / *Pincel sintético redondo 2/0*



A.MIG-8613

1 SYNTHETIC ROUND BRUSH / *Pincel sintético redondo 1*

A.MIG-8614


2 SYNTHETIC ROUND BRUSH / *Pincel sintético redondo 2*

A.MIG-8615

4 SYNTHETIC ROUND BRUSH / *Pincel sintético redondo 4*

A.MIG-8616

6 SYNTHETIC ROUND BRUSH / *Pincel sintético redondo 6*



AMMO Synthetic Saw Brush

A.MIG-8585

8 SYNTHETIC SAW BRUSH / *Pincel sintético saw 8*



AMMO Synthetic Liner Brush

A.MIG-8590

3/0 SYNTHETIC LINER BRUSH / *Pincel sintético liner 3/0*

A.MIG-8591

1 SYNTHETIC LINER BRUSH / *Pincel sintético liner 1*



AMMO Synthetic Filbert Brush

A.MIG-8595

4 SYNTHETIC FILBERT BRUSH / *Pincel sintético filbert 4*

A.MIG-8596

6 SYNTHETIC FILBERT BRUSH / *Pincel sintético filbert 6*



AMMO Synthetic Angle Brush

A.MIG-8607

6 SYNTHETIC ANGLE BRUSH / *Pincel sintético angle 6*



A.MIG-7606

STARTER BRUSH SET

Set de pinceles de iniciación

NEW



Extremely versatile rubber-tipped brushes specially designed for modelling, this versatile tool can be used to apply and blend pigments on various elements such as weapons, tools, tow cables, and chains. Simply use a small amount of pigment on the tip of the brush and rub the surface area. You can even create colour gradations by simply altering the pressure exerted on the parts.

Rubber Brushes are also useful for modelling figures or other elements with sculpting putties. They can even be used to paint small details with acrylics such as cockpit instruments in aircraft.



STORAGE SYSTEMS

Organizadores

A.MIG-8001

WORKBENCH ORGANIZER / Organizador de pintura

The easiest way to organize paints and brushes in your workbench for the specific requirements of each project. Workbench Organizer includes 12 holes for brushes, 21 spaces for 17 mL acrylic jars (25 mm width) and 17 holes for 35 and 60 mL jars (35 mm width).

Dimensions: 14.5 cm (depth) x 9.5 cm (tall) x 40 cm (high) Easy to assemble in just few second. Lacqued in white color.



A.MIG-8002

MINI WORKBENCH ORGANIZER / Mini organizador de pintura

The most convenient way to organize the paints and brushes with which we are working at the time. This small organizer allows us to put 5 jars with which we are going without the risk of rolling over, either 17 or 35 mL interchangeably. It also allows you to place a plastic cup or bottle of 100 mL and 10 brushes. Its small size makes it perfect to help paint anywhere no matter how small the space available is. A perfect solution also for travel or modeling meetings.



A.MIG-8005

17 mL AMMO STORAGE SYSTEM / Sistema de almacenaje ammo para botes de 17 ml

Shelves optimized to store 60 cans of 17 mL in the smallest possible space. The bottles are stored at an angle minimizing its size and allows us to find our colors at a glance. Size 40 x 30 x 6.5 cm. It can be placed on a table or hung on the wall. Easy to assemble in minutes. Requires white glue not included.



A.MIG-8006

35 ml AMMO STORAGE SYSTEM / Sistema de almacenaje Ammo para botes de 35 ml

Shelves optimized to store 45 cans of 35 mL in the smallest possible space. The bottles are stored at an angle minimizing its size and allows us to find our colors at a glance. Size 40 x 30 x 6.5 cm. It can be placed on a table or hung on the wall. Easy to assemble in minutes. Requires white glue not included.



A.MIG-8014

TAMIYA/MR COLOR AMMO STORAGE SYSTEM

Sistema de almacenamiento ammo para Tamiya / Mr Color

Shelves optimized to store 54 individual jars of Tamiya / Mr Color style 10ml (1/3 oz), 34 millimeters wide bottles in the smallest possible space. The bottles are stored at an angle minimizing its size and allows us to find our colors at a glance. Size 40 x 30 x 6.5 cm. It can be placed on a table or hung on the wall. Made of Wooden fiber, it is easy to assemble in minutes. Requires white glue not included.



A.MIG-8020

OILBRUSHER ORGANIZER / Sistema de almacenamiento para oilbrushers

The easiest way to organize our range of Oilbrushers in your workbench for the specific requirements of each project. Oilbrushers Workbench Organizer includes 21 spaces for Oilbrushers 10 mL jars.

Dimensions: 9 cm (depth) x 20 cm (tall) x 11 cm (high). Easy to assemble in just few seconds. Lacqued in white color. White glue needed not included.



A.MIG-8022

BRUSH ORGANIZER / Organizador de pinceles

A useful bullet-shaped brush and tool organizer, perfectly sized for your workbench, provides access to your favorite modeling tools easily every time. The organizer features 25 storage slots with a 6mm diameter, 27 of 8mm and 7 of 11mm. This allows you to organize a wide range of necessary modeling items from blades and scissors to brushes and tools of various shapes and sizes. This laser-cut organizer ships unassembled, and is easily assembled with white glue (not included).

6 SYNTHETIC ANGLE BRUSH / Pincel sintético angle 6



A.MIG-8028

BOOMERANG ORGANIZER / Organizador boomerang

Boomerang is the most practical and stable active working organizer for your paints and tools. Its small size and boomerang shape are designed to be placed comfortably next to your current modeling project. By occupying the minimum amount of space, adapting to the work area and the model, and organizing only those products and tools currently in use, the Boomerang is a must have for all modeling projects. The ideal solution for travelling from one work space to the next or to modelling events. This product requires simple assembly of laser-stamped wood sections using white glue (not included).



TOOLS

Herramientas

A.MIG-8016

RIGGING – SUPER FINE 0.01 MM
Aparejos - Super fino 0.01mm

Elastic and easy to use Rigging for kits. 2 meters. 0.01 mm wide
SUPER FINE 0.01 mm is ideal for standard 1:48th & 1:32nd scale subjects.



A.MIG-8017

RIGGING – MEDIUM FINE 0.02 MM
Aparejos - Fino intermedio 0.02mm

Elastic and easy to use Rigging for kits. 2 meters. 0.02 mm wide
MEDIUM FINE 0.02 mm is ideal for standard 1:48th & 1:32nd scale subjects.



A.MIG-8018

RIGGING – FINE 0.03 MM
Aparejos - Fino 0.03mm

Elastic and easy to use Rigging for kits. 2 meters. 0.03 mm wide
FINE 0.03 mm is ideal for standard 1:72nd & 1:48th scale subjects.



A.MIG-8003

STAINLESS STEEL PAINT MIXERS
Stainless steel paint mixers



A.MIG-8004

SPARE JARS FOR MIXES
Botes sueltos para mezclas



A.MIG-8008

ALUMINIUM PALLET (6 WELLS)
Paleta de aluminio (6 pocillos)



A.MIG-8009

ALUMINIUM PALLET (10 WELLS)
Paleta de aluminio (10 pocillos)



A.MIG-8012

CAMOUFLAGE MASKING PUTTY
Masilla de enmascaramiento de camuflajes
80 grams of high quality masking putty in metallic jar



A.MIG-8026

BRASS TOOTHPICKS / Palillos de latón
Toothpick made of high-quality machined brass.
Each pack contains 3 individual tools.



A.MIG-2032

ULTRA LIQUID MASK
40 mL

Liquid mask for covering and protecting surfaces and features when painting. This product is ideal for the utility of masking clear parts or creating multi-colour camouflage patterns. You can apply it with a wooden stick or a sponge to simulate chipping and wear. Use it straight from the jar and allow it to dry approximately 20 min. To remove, gently rub the surface until the masking is removed. This product will not attack paint or damage delicate pieces. Blue colour.



A.MIG-2039

ARMING PUTTY ACRYLIC TYPE

20 mL

Acrylic putty specially designed to cover joints and defects on your models. It can be diluted or cleaned with water before drying and is very easy to apply with a brush. After drying for 24 hours, it can be sanded to obtain a smooth and very resistant surface ready for engraving and painting.



A.MIG-2040

ARMING PUTTY CLASSIC

20 mL

Putty with organic solvents specially designed to cover joints and defects on your models. If necessary, it can be diluted with Extra Thin Cement A.MIG-2025 or with Odourless Enamel Diluent A.MIG-2019 and applied with a brush. This formula will not shrink and dries in 24 hours. It can be sanded to obtain a smooth and very resistant surface ready for engraving and painting. Clean your brushes and tools using the Odourless Enamel Diluent A.MIG-2019.



A.MIG-8571

SNIPERBRUSH

Multipurpose tool useful for many techniques, these are some examples:


Peeling paint: With the Sniperbrush, we can draw small chipping by simply loading lightly with the paint and pressing gently to the surface.

Work with chipping fluids: Water-moistened Sniperbrush is perfect for removing paint and creating controlled chips or scratches.

Application of pigments: Sniperbrush is also very useful for accurate pigment placement. You can either work dry, or use this tool to add small drops of solvent and remove or blend effects.



USE EXAMPLE:



MASKING TAPE

A.MIG-8038

1 (2mm x 25m)

A.MIG-8039

2 (6mm x 25m)

A.MIG-8040

3 (10mm x 25m)

A.MIG-8041

4 (20mm x 25m)

High quality masking tape for precision paint work, assembly, and detailing. Creates perfectly sealed edges for airbrushing, allowing you to apply flawless edges and complex shapes. This masking tape is designed for delicate surfaces and leaves no residue. This versatile multi-use product can be used to secure joints while adhesives dry and as a guideline for engraving curved and straight surface details. Custom shapes and patterns can easily be cut with scissors or once placed on the surface of the model using a sharp blade.



NEW

PAINT SHAKER

TTH003

PAINT SHAKER
Agitador

This tool has a stable base with a quickly oscillating device. Thanks to the unique elastic band adjustable to 6 positions, this new tool can accommodate any modelling paint bottle or jar regardless of shape or size. The PAINT SHAKER guarantees perfect mixing of any type of colour, acrylic, lacquer or enamel while also extending its durability. Both AC and battery powered.



A.MIG-8033

SPARE JARS FOR MIXES
Botes sueltos para mezclas

Set with 5 empty jars 35 mL.

Store your paint mixes in these jars easily and efficiently. This pack contains 5 ready-to-use 35ml reusable bottles. The transparent container makes them perfect for clearly distinguishing the color and consistency of each mix. These bottles also have a safety cap for a completely airtight seal.

NEW



A.MIG-7800

FIRST STEPS SET
Camiseta AMMO fuerzas especiales

The FIRST STEPS SET contains all the necessary materials for the assembly, masking, and decal application on your models, both for beginners and more experienced modelers.

Includes:

- A.MIG-2025 Extra thin cement (polyester plastic glue)
- A.MIG-8013 Slow dry cyanoacrylate
- A.MIG-2031 Ultra glue - for etch, clear parts & more (water-based acrylic adhesive)
- A.MIG-2020 Ultra decal-fix
- A.MIG-2032 Ultra liquid mask
- A.MIG-2039 Arming putty. Acrylic type
- A.MIG-2040 Arming putty. Classic
- A.MIG-8570 Sniperbrush collection set

NEW



A.MIG-8035

AIRBRUSH STENCILS / *Plantillas para aerógrafo*

Set of 3 photo-etched stencils for airbrush. 6x6cm / 2x2 inches

These photo-etched stencils will allow you to accurately depict worn and discoloured surfaces, repainted areas, and heat damaged details easily by simply placing the sheet over the desired surface and then spraying the colour with the airbrush using low air pressure. You can also achieve soft-edge patches by slightly separating the stencil from the surface of the model to paint mottled camouflage patterns. There are three sizes used for different scales and finishing options. After each use, always clean the paint from the stencil carefully with Cleaner A.MIG-2001.

NEW

Licensed by:
Uschi
von der Rosten



MERCHANDISING



A.MIG-8000

AMMO T-SHIRT
Camiseta AMMO

T-Shirt "The life is a box of AMMO. You never want it to run out!"
Corporate STAFF AMMO T-shirt, perfect to wear at model shows or events. 100% cotton and available in size S, M, L, XL and XXL. Limited edition.

LAST UNITS



A.MIG-8007

AMMO SPECIAL FORCES SWEATSHIRT
Sudadera AMMO fuerzas especiales

Protect yourself from the winter cold while you make models or attend shows with this sweat-shirt. 80% cotton +20% poliester and available in sizes S, M, L, XL, XXL and 3XL. Limited edition. For better conservation we recommend a cold wash, don't use dryer and iron on reverse side.



A.MIG-8015

AMMO SPECIAL FORCES T-SHIRT
Camiseta AMMO fuerzas especiales

T-Shirt "Special Forces"
Limited Edition AMMO T-shirt, perfect to wear at model shows or events. Dark blue color. 100% cotton and available in sizes S, M, L, XL and XXL.



A.MIG-8019

THE WEATHERING AIRCRAFT T-SHIRT
Camiseta The Weathering Aircraft

The Weathering Aircraft AMMO T-shirt, perfect to wear at model shows or events. Dark blue color. 100% cotton and available in sizes S, M, L, XL and XXL.



A.MIG-8023

AMMO EASY LOGO T-SHIRT
Camiseta AMMO easy logo

Corporate AMMO Staff T-shirt, perfect to wear at model shows or events. 100% cotton and available in size S, M, L, XL and XXL. Limited edition.



A.MIG-8031

AMMO 843 VIETNAMESE
T-54 T-SHIRT
Camiseta AMMO 843
T-54 VIETNAM

Specially designed for the release of our 1/72 scale T-54B, we have printed a limited-edition t-shirt with the number 843, the number of the iconic tank exhibited on the grounds of the Presidential Palace in Ho Chi Minh city. This vehicle and turret number stand as a symbol of national pride in Vietnam, as this NVA vehicle was the first to enter the palace grounds after crashing through the front gates.

Before buy, choose your size S, M, L, XL, 2XL or 3XL



A.MIG-8029

CAMISETA D-DAY

S, M, L, XL, XXL

Sizes S, M, L, XL, XXL

T-Shirt Green Star with the mythical white star used to identify the Allied vehicles that took part in the Normandy landings.



A.MIG-8030

CAMISETA NORMANDY

S, M, L, XL, XXL

Sizes S, M, L, XL, XXL

Black Sherman T-Shirt, sporting the iconic ammunition logo from AMMO and the silhouette of a Sherman, the most widely used tank by the Western Allied armies during Second World War.



A.MIG-8054

PANZER I AUSF. A BREDA

100% cotton, available in sizes: S, M, L, XL, 2XL, 3XL



Specially designed to accompany the launch of our 1/16th scale model Panzer I Ausf. A Breda, Spanish Civil War light tank as part of the celebration of the Spanish Legion Centennial. In October of 1936, the first Panzer I Ausf.A arrived in Seville. From there they were sent to Cáceres for crew training courses. A month later, the Ausf.B would follow the same path, managing to form the first three companies. Their first participation in the Spanish Civil War would take place during the attacks on Madrid, in support of the national infantry. For this special occasion, we pay tribute to the Spanish Legion using the same historic shield that this combat vehicle carried, uniting the colours of the Spanish flag.



A.MIG-8055

3 BULLETS, 3 FOUNDERS

100% cotton, available in sizes: S, M, L, XL, 2XL, 3XL



This new T-shirt design pays tribute to the history of AMMO and its 3 founders, symbolized by each of the bullets. Throughout these 6 years, AMMO has been an important part of modelling contests and events, and this t-shirt is a new symbol for all modelers representing the history of the founding pillars Mig Jiménez, Elizabeth Wiese and Carlos Cuesta.



A.MIG-8021

AMMO FOR LIFE BRACELET / Pulsera AMMO for Life

We are proud to announce that AMMO, through the Campaign AMMO for life, has reached an agreement with the MD Anderson Cancer Center Foundation in Madrid, a world-renowned and leading cancer research institution. The grey charity bracelet is now in stock in our online store. 100% of all proceeds are donated to brain cancer research. Together we can be the best Ammo against cancer. Collaborate in the fight against brain cancer by simply donating 1 euro. We invite you to pass this initiative along by sharing your photo with the bracelet in Facebook or Instagram with the tag #ammoforlife.



A.MIG-8027

LANYARD / COLGANTE AMMO MULTIUSOS


AMMO multipurpose lanyard with removable buckle and metal clasp, with a nylon strap.

Perfect for keeping your keys and event identification handy as well as your cell phone and many other items.



DISPLAY RACK

Expositores



A.MIG-8168

FULL WEATHERING RANGE
Colección completa de weathering
Metallic rack with complete weathering products catalogue

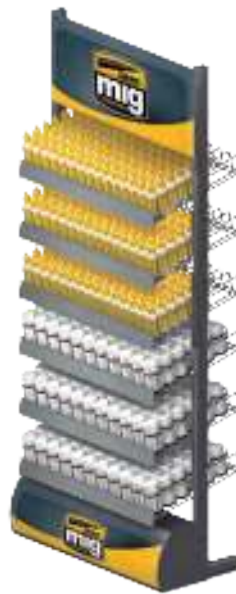
119 Weathering 35 mL products x 6 pieces each. 1 foot base + 2 module for weathering products (total 12 trays x 11 ref)



A.MIG-8169

WEATHERING JARS CATALOGUE
Selección más populares weathering
Metallic rack with best-selling most popular 35 mL weathering products


66 Weathering 35 mL products x 6 pieces each. 1 foot base (total 6 trays x 11 ref)



A.MIG-8170

BIG-BASIC SELECTION (ACRYLIC+WEATHERING) MIX
Selección de acrílicos y weathering imprescindibles
Metallic rack with best-selling 35 mL weathering and 17 mL acrylic selected products

66 Weathering 35 mL products + 90 acrylic 17 mL products x 6 pieces each.



A.MIG-8171

FULL ACRYLIC CATALOGUE
Colección completa de acrílicos
Big metallic rack + table metallic rack with complete 17 mL acrylic products catalogue

255 Acrylic 17 mL products x 6 pieces each (total 18 trays x 15 references)



EXPCARTELAAC

PLACARD FOR RACK
Cartela para expositor



EXPBASEMESAAC

TABLE BASE FOR SMALL RACK
Módulo de pie de sobremesa



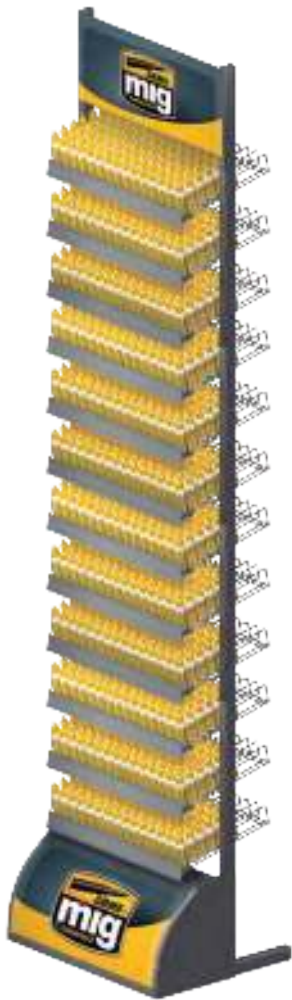
EXPMODULOAC

MODULE FOR ACRYLIC PAINTS
3 trays x 15 ref per tray
Módulo para pinturas acrílicas
(3 bandejas x 15 referencias por bandeja)



EXPMODULOWE

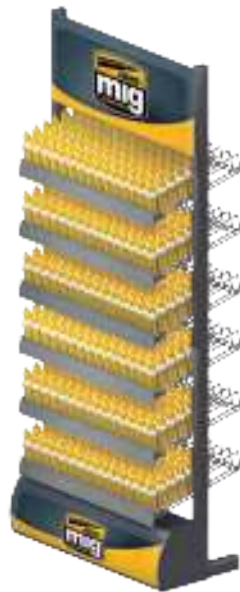
MODULE FOR WEATHERING PRODUCTS (35 mL)
3 trays x 11 ref per tray
Módulo para productos weathering
(3 bandejas x 11 referencias por bandeja)



A.MIG-8172

STANDARD ACRYLIC COLLECTION RACK
Colección de acrílicos más populares
 Metallic rack with 180 best-selling most popular 17 mL acrylic products

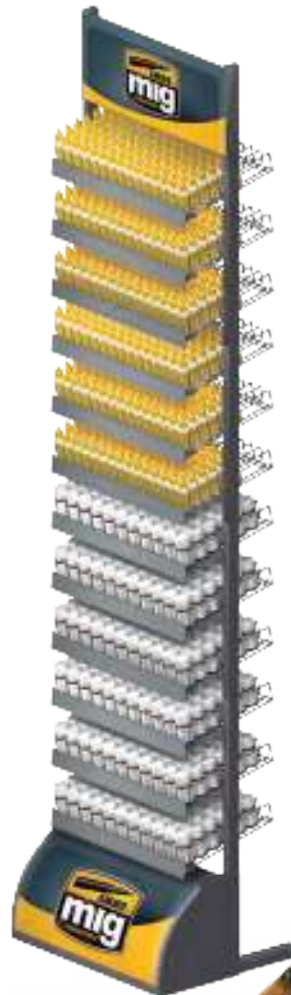
180 Acrylic 17 mL products (total 12 trays x 15 references)



A.MIG-8173

STARTER ACRYLIC RACK
Selección básica de acrílicos
 Metallic rack with 90 best-selling 17 mL acrylic products


90 Acrylic 17 mL products (total 6 trays x 15 references)



A.MIG-8174

SPECIAL AIRPLANES RACK (MIX)
Selección especial productos aviación
 Metallic rack with most popular weathering and acrylics products for airplanes

[47 Weathering 35 mL jars] + [90 acrylic 17 mL jars] + [19 alclad 30 mL jars] x 6 trays each



A.MIG-8175

SPECIAL MECHA AND SCI-FI RACK (MIX)
Selección especial para Mechas y Ciencia Ficción
 Metallic rack with most popular weathering and acrylics products for mecha and sci-fi

[66 Weathering 35 mL jars] + [90 acrylic 17 mL jars] x 6 trays each



EXPBASEPIEAC

FOOT BASE FOR ACRYLICS BIG RACK
 6 trays x 15 ref per tray
 Módulo de pie + 6 bandejas
 (15 referencias de pinturas acrílicas por bandeja)



EXPBASEPIEWEE

FOOT BASE FOR WEATHERING PRODUCTS (35 mL)
 6 trays x 11 ref per tray
 Módulo de pie + 6 bandejas
 (11 referencias de productos weathering por bandeja)

A.MIG-8154

OILBRUSHERS DISPLAY N°1
 Colección de 20 Oilbrushers Vol 1
 20 Oilbrushers x 4 pics each



A.MIG-8163

OILBRUSHERS DISPLAY N°2
 Colección de 20 Oilbrushers Vol 2
 20 Oilbrushers x 4 pics each



A.MIG-8155

ONE SHOT PRIMER FULL RACK
 Sistema de almacenamiento para imprimadores One Shot
 3 One Shot Primers 60mL x 8 pcs. each



A.MIG-8164

ONE SHOT PRIMER FULL RACK
 Sistema de almacenamiento para imprimadores One Shot
 6 One Shot Primers 60mL x 4 pcs. each



A.MIG-8156

EXTRA THIN CEMENT FULL DISPLAY (25 pcs)
 Caja entera de pegamento extrafino (25 unid.)
 30 mL Quick glue for polystyrene plastic. x 25 pcs. each



A.MIG-8157

LUCKY VARNISK DISPLAY
 Caja entera de Lucky Varnish
 4 Kind Lucky Varnish x 8 pics each



A.MIG-8167

STREAKINGBRUSHERS DISPLAY
 Caja entera de Streakingbrushers
 10 Colors x 4 pics each





Quick Tips

EXTRA THIN CEMENT



- 1.- The new AMMO by MIG Jiménez Extra Thin Cement glue (A.MIG-2025) can be used to glue any piece of plastic on our models in a simple, fast and efficient way.
- 2.- In this example we hold in place the two halves of the fuselage of a Bf 109. Once both are correctly aligned, we apply the glue with the brush on the joint, so that it runs through through the joint by capillary action.
- 3.- After a couple of minutes, the pieces will not move. The speed of this glue is one of it's benefits. If we want to reinforce the join, we can apply some more glue in the internal face of the piece there where it is possible.
- 4.-The new Extra Thin will also help us to smother new panel lines.
- 5.- Once we have remade the line of a panel, we apply a very small amount of glue on it, again relying on capillary action.
- 6.- This simple operation allows us to eliminate completely any imperfections or bumps produced by the engraver tool.
- 7.- If the piece fits well and is held in place by itself, we can apply the glue directly to the joint without need to hold the parts. The Extra Thin will take care of the rest. It's that easy.
- 8.-Another application of the new Extra Thin Cement is that we can use it to glue transparent pieces, because it won't attack the plastic or cause fogging via vapours.



- 1.- El nuevo pegamento de AMMO by MIG Jiménez Extra Thin Cement (A.MIG-2025) nos servirá para pegar cualquier pieza de plástico en nuestras maquetas de manera sencilla, rápida y eficaz.
- 2.- En este ejemplo sujetamos en su lugar las dos mitades del fuselaje de un Bf 109. Una vez estamos seguros de que ambas están correctamente alineadas, aplicamos el pegamento con el pincel sobre la junta, dejando que la recorra por capilaridad.
- 3.- Tras un par de minutos, las piezas no se moverán. La rapidez de este pegamento es una de sus virtudes. Si queremos asegurar la unión, podemos aplicar más producto en la cara interna de la pieza allí donde sea posible.
- 4.-El nuevo Extra Thin también nos ayudará a dejar perfectas los nuevos paneles que tengamos que grabar.
- 5.- Una vez tenemos rehecha la línea de panel, aplicamos una pequeñísima cantidad sobre ella dejando que el producto la recorra por capilaridad.
- 6.- Esta sencilla operación nos permite eliminar por completo cualquier resto o impureza producida por el grabado.
- 7.- Si la pieza encaja bien y se sujeta por sí misma, podremos aplicar directamente el pegamento en la junta sin necesidad de sujetarla. El Extra Thin se encargará del resto. Así de fácil.
- 8.- Otra aplicación del nuevo Extra Thin Cement es que lo podemos usar para pegar las piezas transparentes, pues no atacará al plástico ni produce vapores. El sistema es el mismo: colocamos la pieza en su lugar, aplicamos el pegamento y dejamos que actúe.



HOW TO USE



By Mario Gabas
Por Mario Gabas

1 To show the excellent new AMMO Ultra Decal we are going to test them on an Eduard 109 with Spanish decals. I give the plane a base coat of RLM 65 and RLM 02.

Para ver las excelentes características de los nuevos Ultra Decal de AMMO vamos a probarlos sobre un 109 de Eduard con calcas españolas. Doy una capa base de RLM 65 y RLM 02.



2 Before placing any decal, it is necessary to varnish in gloss. In this case I give a fine and uniform coat with Gloss Lucky Varnish (A.MIG-2053).

Antes de colocar cualquier calca, es necesario barnizar previamente en brillo. En este caso doy una mano fina y uniforme con Gloss Lucky Varnish (A.MIG-2053).

- 3** To achieve a perfect finish, first apply Decal Set 1 (A.MIG-2029) and then Decal Fix 2 (A.MIG-2030), as shown in the next steps.

Para conseguir un acabado perfecto, en primer lugar aplicaremos el Decal set 1 (A.MIG-2029) y a continuación el Decal Fix 2 (A.MIG-2030), tal y como se muestra en los próximos pasos.s.



- 4** Once we have completely dry varnish apply the Ultra Decal Set 1 on the surface where we will place the decal to be perfectly adhered.

Una vez que tengamos bien seco el barniz aplico el Ultra Decal Set 1 por la superficie donde vayamos a colocar la calca para que quede perfectamente adherida.

- 5** After positioning the decal in the desired place, apply Decal set 1 over the decal and let it dry well.

Tras colocarla en su lugar, vuelvo a aplicar Decal set 1 por encima de la calca y lo dejamos secar bien.

- 6** I repeat this technique with all decals that are in the same area, in this case a nationality emblem and the tactical code of the aircraft.

Realizo la misma operación con todo el conjunto de calcas que vayan en la misma zona, en este caso un emblema de nacionalidad y el código táctico del avión.



7 As you can see here we have the decals already positioned and fixed on the surface, if there are any wrinkles they will disappear as soon as the product is completely dry.

8 Next, to get the decals to adapt perfectly on the surface including rivets and panel lines I apply Decal Fix 2 on all of them.

Como se puede apreciar aquí tenemos las calcas ya ajustadas y fijadas sobre la superficie, si queda alguna arruga desaparece en cuanto se seca del todo el producto.

A continuación, y para conseguir que las calcas se adapten perfectamente sobre la superficie incluyendo remaches y registros, aplico Decal Fix 2 sobre todas ellas.



9 As you can see the decal lies perfectly flat on the complicated surface of rivets and registers without using any other tool.

Como se puede observar la calca se ha adaptado perfectamente sobre la complicada superficie de remaches y registros sin emplear ninguna otra herramienta.

10 Here we can see the final effect of the decals after the correct use of Ammo Ultra Decal.

Aquí podemos apreciar el efecto final de las calcas tras el correcto uso de los Ultra Decal de Ammo.





11

- 11 To seal the work with the decals and avoid any silvering effect I give another coat of Gloss Lucky Varnish.


Para sellar el trabajo con las calcas y evitar cualquier efecto de silvering doy otra capa de Gloss Lucky Varnish.

- 12 Finally varnish with Ultra-Matt Lucky Varnish (A.MIG-2050)

Por último barnizo con Ultra-Matt Lucky Varnish (A.MIG-2050).

- 13 The result of this tutorial, using the new Ammo Ultra Decal

Acabado final con los Ultra Decal.



12





Quick Tips


HOW TO USE ACRYLIC MUD FOR DIORAMAS



1



2



3



4A



4B



1. Once we have opened the jar, the content is stirred well to mix the components properly and avoid the heavier granules accumulating on the bottom.
2. Using a flat medium brush or a small palette knife we proceed to first apply only small quantities of product in difficult-to-reach nooks and crannies. This will ensure a good distribution of the mud later.
3. Next, using a large old brush (this technique is hard on the bristles) we start adding a generous layer of product on the desired surfaces.
4A and 4B. After waiting two to three hours, when the water content of the product has dried, is the best moment for adding the mud texture we want, including vehicle tracks and footprints and other effects. We can use many tools to add texture, i.e. a piece of scouring pad or an old stiff brush. Almost any tool can be used to apply texture and add tracks and foot prints.



1. Una vez abierto en bote removemos para mezclar bien todo el contenido y evitar que los sedimentos terrosos se queden debajo.
2. Con la ayuda de un pincel mediano plano o una pequeña espátula, depositamos primero pequeñas cantidades del producto en las zonas con pequeños recovecos o hendiduras de difícil acceso, para asegurar una perfecta distribución.
3. Acto seguido, con un pincel viejo grande, vamos retirando el producto del bote y lo depositamos en una capa generosa sobre la superficie a cubrir.
4a-b. Pasadas 2 o 3 horas, cuando gran parte del componente acuoso del producto se ha evaporado, es el momento óptimo para empezar a darle la textura deseada, incluida la aplicación de las huellas de los vehículos. Desde el uso de un trozo de scotch brite, un pincel viejo, etc.... cualquier cosa vale para la aplicación de textura y fijación de las huellas.



5. After waiting 8 hours drying time, now it's time to apply the next painting and weathering effects to our small scenic base.




5. Pasadas las 8 horas de secado, ya es el momento de aplicar los posteriores tratamientos de weathering y decoración de nuestra escena.



Quick Tips

BLACK & WHITE

Painting cockpits with zenital light



- 1: The first step consists in applying a grey primer coat. In this way we get three things: it provides a tough, durable paint foundation for the top coats, it also gives a smooth uniform surface and color, especially if you are combining resin, photo-etched and scratch-built parts; and lastly and most importantly, it works as the medium shade for the preshading.
- 2: Next, black paint is sprayed to the bottom details. Airbrush the paint at a low angle to reach only the shadow areas. Dilute the paint a bit more if necessary to atomize the paint properly.
- 3: The next step is adding highlights. Much the opposite of the previous one: we now airbrush white paint on the raised areas and high points, again holding the airbrush at low angle.
- 4: In this way we get a nice preshading layer with a stark zenital effect, with the top of the raised areas in white, vertical surfaces in grey and the shadow at the bottom in black.
- 5: Next we proceed to apply the cockpit color. In this case is British Interior Green A.MIG-0219. Apply it very diluted and in thin layers to avoid completely covering the Black & White preshading. By adding around 30% Transparator A.MIG-2016 to the mix we'll get a more transparent and easy to work color without thinning the paint too much. Airbrush thin color layers until a good color covering, but stopping before the zenital preshading completely disappears. If the overhead lighting effect seems too stark to your liking simply add more color layers until satisfied with the result.
- 6: Once we are satisfied, a clear gloss varnish coat is applied to prepare the surface for the washes and other weathering techniques to be applied using enamel products.
- 7: When the varnish has dried we can apply the weathering effects, paint elements in different colors and add other details.
- 8: The final effect emphasize highlights and shadows inside the cockpit, especially those with many details, adding lots of contrast, visual interest and realism to our model.



- 1: El primer paso consiste en aplicar una capa de imprimación gris. De esta manera logramos tres cosas: una base resistente y duradera para las capas de pintura posteriores; una superficie lisa y de color uniforme, especialmente si usas piezas de resina, fotograbadas o de construcción propia; y, por último, y más importante, sirve de tono intermedio para el presombreado.
- 2: A continuación se aerografía pintura en los detalles inferiores. Mantén el aerógrafo en un ángulo bajo para alcanzar sólo las zonas de sombra. Si hiciere falta diluye la pintura un poco más para atomizar la pintura correctamente.
- 3: El siguiente paso es dar luces. Al revés que en el paso anterior: ahora aplicamos pintura blanca con aerógrafo en volúmenes y relieves, de nuevo manteniendo el aerógrafo en un ángulo bajo.
- 4: De esta manera obtendremos una buen presombreado con un marcado efecto cenital: la parte superior de los relieves en blanco, las superficies verticales en gris y la sombra de la parte inferior en negro.
- 5: A continuación procedemos a aplicar el color de la cabina. En este caso es FS 34226 (BS283) Verde Interiores A.MIG-0219. Aplícalo muy diluido y en capas finas para evitar que cubra completamente el presombreado en blanco y negro. Agregando alrededor de un 30% de Transparator A.MIG-2016 a la mezcla obtendremos un color más transparente y fácil de trabajar sin tener que diluir demasiado la pintura. Aplica capas finas con el aerógrafo hasta que el color cubra bien, pero antes de que el presombreado cenital desaparezca por completo. Si el efecto de iluminación cenital resulta demasiado contrastado para tu gusto, simplemente aplica más capas de color hasta estar satisfecho con el resultado.
- 6: Una vez satisfechos, se aplica una capa de barniz brillante que protegerá la superficie de los lavados y otras técnicas de envejecido con productos de esmalte que aplicaremos posteriormente.
- 7: Cuando el barniz haya secado podremos aplicar los efectos de envejecido, pintar elementos de diferentes colores y agregar otros detalles.
- 8: El efecto final realza las luces y las sombras dentro de la cabina, especialmente aquellas zonas con muchos detalles, lo que proporciona un gran contraste, interés visual y realismo a nuestra maqueta.

By Diego Quijano
Por Diego Quijano

ACRYLIC Water FOR DIORAMAS



1 The products from the Acrylic Water series are intended to reproduce different water surfaces with a clear and highly gloss finish. Let's see how to use them.


Los productos Agua Acrilica permiten realizar de forma sencilla la superficie de diferentes masas de agua con un acabado muy brillante y transparente. Vamos a ver cómo utilizarlos.

2 The first thing you must keep in mind is that the product changes color when dry. Acrylic Water products have an acrylic resin base which is white while fresh, but dries to a clear finish. This makes them paler and more opaque right out of the jar. You can see the difference between the fresh products (on the lower part of the image) and how the final color and the clear appearance achieved within the upper areas once dry.

Lo primero a tener en cuenta es que el color del producto fresco no es el color definitivo del agua. Los productos Agua Acrilica tienen una base de resina acrilica que es de color blanco cuando está fresca pero que se vuelve transparente al secarse, esto hace que mientras están frescos el aspecto sea más pálido y opaco. En la foto podemos ver la diferencia entre los productos frescos, en la parte inferior, y el color y transparencia final una vez han secado, en la parte superior.



2



3 The application method is simple, we simply spread the product with a large round brush, imparting the desired wavy texture at the same time. The Acrylic Water line products are heavy-bodied, which allows us to create very realistic undulating surfaces. They barely shrink down when drying, so the final result will be extremely close to the freshly applied product.

4 You can apply Acrylic Water over a white-colored surface if you want to create a lot of contrast between the areas where the product has been applied in both shallow and deep layers. On the other hand, if what we want is to reduce the contrast, simply paint the surface the same color as the Acrylic Water or a lighter tone. The lighter the tone, the more contrast there will be between the different areas of the water's surface.

La forma de aplicación es muy sencilla, solo tenemos que extender el Agua Acrilica con un pincel grande de punta redonda dejando la textura ondulada que deseamos. Los productos Agua Acrilica son bastante densos, lo que nos permite crear texturas onduladas muy realistas, además apenas merman al secarse por lo que el resultado final será muy parecido a la forma que dejamos mientras lo aplicamos.

Podemos aplicar el Agua Acrilica sobre una superficie blanca si queremos maximizar el contraste de tonos entre las zonas con más y menos cantidad de producto. Para reducir este contraste no hay más que pintar la superficie del mismo color que el Agua Acrilica seca, o de un tono más claro, cuanto más claro más contraste habrá entre las distintas zonas del agua.



5 To recreate calm waters with gentler ripples, we simply thin the product with water until reaching the required thickness for our purposes.

Para conseguir un acabado de aguas tranquilas con ondulaciones más suaves no hay más que añadir agua al producto hasta conseguir la densidad adecuada a nuestras necesidades.


6 When dry, the product acquires its final color and transparency. The contrast between areas with more and less product is starker over a white base.

Al secarse la base acrílica el producto adquiere la transparencia y el color definitivo. Sobre la superficie blanca el contraste entre las zonas con más y menos producto es mayor.



2 layers
2 capas

1 layer
1 capa




7 Another way to reduce contrast or alter the texture of the water is by applying a second layer of Acrylic Water, as we can see in the upper part of this example. In this case, the definitive color tends towards the darker shade.

Otra forma de reducir el contraste, o de cambiar la textura ondulada, es aplicar una segunda capa de Agua Acrilica, como vemos en la parte superior del ejemplo. En este caso el color final tiende hacia el color más oscuro.



Lake Waters



Deep Oceans



Pacific Waters



Slow River Waters



Wild River Waters

8 The different colors available in the Acrylic Water line allow us to imitate the most common water types: Deep Oceans, Pacific Waters, Lake Waters, Wild River Water, Slow River Water, Clear Water. Notice the different contrasts obtained by using a white or a colored base.

Los diferentes colores de la gama Agua Acrilica nos permiten imitar los tipos de agua más comunes: Aguas de Lago, Océanos Profundos, Aguas del Pacífico, Agua de Río Tranquilo y Agua de Río Rápido. Observad la diferencia de contraste al aplicar el producto sobre una superficie blanca o coloreada.

9 Now we are going to see a practical example of how to make a small scene with water using the Acrylic Water line. On this occasion, we'll be creating a sea or deep ocean surface. The very first step is making the base and cutting out the shape of the model we are going to put on it to achieve the desired depth. You can use white foam, foam core board, or any other lightweight and easy-to-cut material. There is no need to be very precise, it is better to carve slightly larger holes to ensure the model fits the area without problems.



Vamos a ver un ejemplo práctico de cómo realizar una base con agua usando los productos Agua Acrilica, en este caso la superficie de un mar u océano profundo. El primer paso es hacer la base y cortar la forma de la maqueta que vayamos a colocar para que quede con la profundidad adecuada. Podemos usar polifoam, cartón pluma o cualquier otro material fácil de cortar. No hace falta ser muy precisos, es mejor si hacemos los huecos con un poco de holgura para que la maqueta encaje sin problemas.

10 Modeling putty or clay can be used to create waves with any shape we want. In this example, a classic rippled surface is reproduced. The modeling material is glued to the base using white glue.

Con masilla de modelar podemos hacer las olas con cualquier forma que deseemos, en este caso es una típica superficie ondulada. La masilla se pega a la base con cola blanca.





11 We now moisten the surface with water, this will help us while modeling waves with the desired look using our fingers to mold the surface. You can use latex gloves to avoid getting your hands dirty.

Humedeciendo la masilla con agua podremos modelar las olas hasta dejar la forma deseada usando los dedos. En esta fase es mejor usar un guante de látex para no mancharnos demasiado.

12 We then proceed to paint the surface with the required color: white to strengthen the contrast between the lighter and darker areas, or a shade similar to the color of the product in order to reduce the contrast. In this example we'll use a white foundation.

Luego se pinta la superficie del color adecuado, blanco para maximizar el contraste entre las zonas luminosas y oscuras, o un color parecido al del agua si queremos reducir ese contraste. Para este ejemplo vamos a partir de una base blanca.

13 We start by applying the selected Acrylic Water reference all over the surface using a large round brush. Here we have used Deep Oceans. The thickness of the product is perfect to create a wavy surface at while we go about brushing the product onto the surface.

Con un pincel grande y redondo vamos aplicando el Agua Acrilica del color elegido por toda la superficie. En este caso es el color Océanos Profundos. La densidad del producto es perfecta para ir creando una superficie ondulada a medida que aplicamos el producto con el pincel.

14 Acrylic Water takes 24 hours to fully dry. Here we can see that the contrast between the thicker and thinner areas of water is too high.

El Agua Acrilica tarda unas 24 horas en secar completamente. Aquí comprobamos que el contraste es excesivo entre las zonas oscuras donde se ha aplicado más producto y las zonas claras con menos producto.

15 We are going to add a second Acrylic Water layer to soften the contrast. This time, we thin down the product with 15% to 20% water. This can also be used to smooth the rippled surface a bit if so desired.

Vamos a reducir el contraste aplicando una segunda capa de Agua Acrilica, esta vez diluida con un 15 o 20% de agua. De esta forma también podemos suavizar un poco la ondulación de la superficie.





16

- 16 Once the second layer has dried, the result is exactly what we have in mind. Now we can install the model in place.

Después de secar la segunda capa el resultado es perfecto. Ya podemos colocar la maqueta.

- 17 To ensure the model's waterline -no matter if it is a ship, boat, or seaplane- it is perfectly aligned with the water surface once we add small amounts of putty around the edge, and then the model is positioned and gently pressed down until it is in the appropriate position. Then we can remove the model and let the putty dry.

Para asegurarnos que la maqueta, ya sea cualquier tipo de embarcación o hidroavión, queda con la línea de flotación perfectamente alineada con el agua añadimos un poco de masilla de modelar en los huecos, colocamos la maqueta y presionamos hasta que quede en su lugar. Luego ya podemos retirar la maqueta y dejar que seque la masilla.

- 18 Before the final positioning, we'll have to apply some clear gloss onto the wet areas.

Antes de colocar la maqueta debemos barnizar en brillante la zona que esté mojada por el agua.



17



18

- 19 The small gaps are filled with Acrylic Water, applying more where the spaces between the model and the water surface are wider.

Se rellenan los huecos con Agua Acrílica, poniendo más en las zonas donde la holgura entre la maqueta y el hueco sea mayor.

- 20 After putting the model in place, we use a brush to spread out any Acrylic Water overflow. An 80/20 Acrylic Water/water mix is used to blend the fresh product into the already dry water areas.

Después de colocar la maqueta extendemos con el pincel el Agua Acrílica que haya rebosado. Aplicando un poco de Agua Acrílica diluida con un 20% agua podemos fundir perfectamente los bordes del producto fresco con el agua ya seca de la base.



19



20

- 21 The finished scenic base, a perfect water-like gloss surface with highly realistic transparency and color. As mentioned, you can change the color of the base, the layer thickness, the viscosity of the product, and the number of layers used to obtain a wide range of truly authentic water effects.

El resultado es una superficie con un brillo acuoso perfecto además de un color y una transparencia muy realista. Modificando el color de la base, el grosor de la capa aplicada, la densidad del producto y el número de capas aplicadas podremos conseguir cualquier efecto de agua que deseemos.






Quick Tips



ULTRA GLUE



- 1_ Before gluing photoetched parts with Ultra Glue, it is important to sand the mating surfaces to improve adhesion.
- 2_ For this example Ultra Glue was applied to the joint straight from the bottle.
- 3_ Once the photoetched part has been placed, Ultra Glue diluted with water was applied around the edge and into the grooves where it spreads by capillary action.
- 4_ The excess is then removed using a clean brush moistened with water.
- 5_ The piece can be held in place with a clamp while the product dries. Any remaining residue can be easily removed using a brush moistened in water or scrapped from the surface with a blade once dry.



- 1_ Antes de pegar los fotograbados con Ultra Glue es importante lijar la superficie de contacto para una mejor adherencia.
- 2_ Aplicamos directamente el Ultra Glue del bote en la zona de unión.
- 3_ Una vez tenemos colocado el fotograbado aplicamos el Ultra Glue diluido con agua por el perímetro y las ranuras para que penetre por capilaridad.
- 4_ Retiramos los excesos con un pincel limpio humedecido en agua.
- 5_ También podemos asegurar la pieza con una pinza mientras seca el producto. Si quedase algún resto más sólido lo podemos retirar perfectamente con una cuchilla.

ACRYLIC COLORS

Colores Acrílicos



Why should I choose AMMO's range of acrylic paints?

Because they are high quality, easy to apply, non-toxic, and available in a wide range of accurate colours.

Where are they made?

AMMO acrylics and their raw materials are made in Spain, and exceed the strictest EU quality and safety standards.

Are they safe for my health?

Our paints are completely safe for your health; the water-based formula includes natural or synthetic pigments, and are completely free of toxic heavy metals which makes the paints environmentally friendly. In addition to these characteristics, they do not emit strong odours and can be used indoors with no risk or inconvenience at all.

Who can use them?

They can be used by anyone. Thanks to the ease of application, they are perfectly suited for any modeler, no matter how much experienced he or she has.

Are they easy to clean?

Their unique formulation makes AMMO acrylics easily cleaned with water or other non-toxic and non-flammable cleaners.

Will I find the colours I need?

The AMMO range of acrylics features more than 220 references, which allows you to find the exact colour required without having to resort to complex mixes. This comprehensive range includes shades from the RAL, RLM and FS colour systems among others.

Will I find equivalent colours between AMMO paints and other brands?

This colour conversion chart will allow you to find the equivalent colours from other brands such as Tamiya, GSI Creos (Mr. Hobby and Mr. Color) and Vallejo. With this guide you can quickly and easily convert the colour chart included in model kits.



¿Por qué elegir la gama de Pinturas Acrílicas de AMMO?

Por su alta calidad, facilidad de aplicación, no son tóxicas y su amplia paleta de colores.

¿Dónde se fabrican?

Las pinturas Acrílicas de AMMO, y sus materias primas, están fabricadas en España. Así cumplimos con los estrictos estándares de calidad y seguridad de la Unión Europea.

¿Son seguras para mi salud?

Nuestras pinturas son totalmente seguras para tu salud, están formuladas con pigmentos naturales o sintéticos, con base agua, sin metales pesados que son nocivos para la salud. Esto hace que sean respetuosas con el medio ambiente. Además, no desprenden fuertes olores y pueden ser utilizadas en interiores.

¿Quién puede usarlas?

Pueden ser usadas por cualquier persona, gracias a su facilidad de aplicación, son perfectas para todos los modelistas con mayor o menor experiencia.

¿Son fáciles de limpiar?

Su formulación hace que las Pinturas Acrílicas de AMMO se puedan limpiar fácilmente, con agua o limpiadores que no sean tóxicos o inflamables.

¿Encontraré los colores que necesito?

Las Pinturas Acrílicas de AMMO cuentan con más de 220 referencias, que te permiten encontrar el color exacto, sin tener que recurrir a complicadas mezclas. Esto incluye las equivalencias a RAL, RLM y FS.

¿Encontraré las equivalencias entre las Pinturas Acrílicas de AMMO y otras marcas?

Esta tabla permite encontrar equivalencias con otras marcas como Tamiya, GSI Creos y Vallejo. Así conseguirás una conversión rápida y fácil para las guías de color incluidas en las maquetas.

Find more information with the following QR code



CONVERSION CHART

Tabla de Conversión





CONVERSION CHART

REFERENCE	COLOR NAME	RAL/RLM/FS	HOBBY COLOR	MR.COLOR	TAMIYA	MODEL COLOR	MODEL AIR
A.MIG-0001	OLIVGRÜN OPT.1	RAL 6003			XF-61	70.888	
A.MIG-0002	OLIVGRÜN OPT.2	FS34082-RAL 6003	H-48	C-52	XF-65	70.890	71.092
A.MIG-0003	RESEDAGRÜN	FS34227-RAL 6011	H-312	C-312		70.891	71.126
A.MIG-0004	RESEDAGRÜN B	RAL 6011	H-340	C-340			
A.MIG-0005	GRAUGRÜN	RAL 7008					71.116
A.MIG-0006	GRAUGRÜN OPT.2	RAL 7008					
A.MIG-0007	DUNKELBRAUN	RAL 7017				70.347	71.248
A.MIG-0008	DUNKELGRAU	RAL 7021	H-401			70.862	71.056
A.MIG-0009	SANDGRAU	RAL 7027	H-321	C-321			
A.MIG-0010	DUNKELGELB (MID WAR)	RAL 7028	H-403		XF-60		71.025
A.MIG-0011	DUNKELGELB AUS '44 DG I	FS33440-RAL 7028				70.978	
A.MIG-0012	DUNKELGELB AUS '44 DG III	RAL 7028					
A.MIG-0013	GELBBRAUN	RAL 8000	H-27	C-44	XF-57	70.879	71.272
A.MIG-0014	ROTBRAUN	RAL 8012	H-47 / H-460	C-41	XF-64	70.814	71.271
A.MIG-0015	SCHOKOBRAUN	FS30059-RAL 8017	H-406		XF-10	70.985	71.041
A.MIG-0016	GELBBRAUN	RAL 8020					
A.MIG-0017	CREMEWEISS	RAL 9001				70.918	71.270
A.MIG-0018	WAFFEN SS - POLIZEI GRÜN						
A.MIG-0019	RUSSIAN GREEN	4B0				70.924	71.017
A.MIG-0020	RUSSIAN BROWN	6K				70.941	71.282
A.MIG-0021	RUSSIAN TAN	7K				70.310	71.283
A.MIG-0022	BASIC PROTECTOR ALKIDNO-URETANOVAYA	3B AU				70.337	71.281
A.MIG-0023	PROTECTIVE GREEN	FS34227	H-312	C-312	XF-71		
A.MIG-0024	WASHABLE WHITE CAMO						
A.MIG-0025	US MODERN VEHICLES	FS 33446				70.819	71.140
A.MIG-0026	SAND BROWN	RAL 8031 F9	H-44	C-51		70.977	71.117
A.MIG-0027	GERMAN SAND BEIGE	RAL1039 F9				70.917	71.244
A.MIG-0028	GERMAN GREY BEIGE	RAL 1039 F7				70.821	71.131
A.MIG-0029	DESERT SAND						
A.MIG-0030	SAND YELLOW	BS 381c 361	H-459				71.143
A.MIG-0031	SPANISH GREEN-KHAKI					70.314	71.247
A.MIG-0032	SATIN BLACK		H-2	C-2 / C-92		70.861	
A.MIG-0033	RUBBER & TIRES		H-77	C-137		70.306	71.315
A.MIG-0034	RUST TRACKS	FS 30111-BS435				70.343	71.080
A.MIG-0035	DARK TRACKS		H-84	C-42		70.302	71.039
A.MIG-0036	OLD WOOD						71.075
A.MIG-0037	NEW WOOD					70.321	
A.MIG-0038	LIGHT WOOD		H-79	C-39	XF-78		71.028
A.MIG-0039	LIGHT RUST		H-24	C-58		70.911	71.130
A.MIG-0040	MEDIUM RUST		H-453			70.981	71.129
A.MIG-0041	DARK RUST					70.818	
A.MIG-0042	OLD RUST					70.859	71.040
A.MIG-0043	SHADOW RUST					70.307	
A.MIG-0044	CHIPPING					70.304	
A.MIG-0045	GUN METAL	FS37200-RAL 9007-RLM 03			X-10	70.863	71.072
A.MIG-0046	MATT BLACK	FS37038-RAL 9005-RLM 22-MS17	H-12	C-33	XF-1	70.950	71.057
A.MIG-0047	SATIN WHITE		H-1	C-1		70.842	

CONVERSION CHART

REFERENCE	COLOR NAME	RAL/RLM/FS	HOBBY COLOR	MR.COLOR	TAMIYA	MODEL COLOR	MODEL AIR
A.MIG-0048	YELLOW	RAL 1023	H-4	C-4	XF-3	70.915	71.002
A.MIG-0049	RED	FS31302-RAL 3020-RLM 23	H-3 / H-13 / H-23 / H-414	C-3 / C-79 / C-114	XF-7	70.909	71.003
A.MIG-0050	MATT WHITE	FS37925-RAL 9016-RLM 21	H-11 / H-451	C-62	XF-2	70.951	71.001
A.MIG-0051	MEDIUM LIGHT GREEN					70.336	
A.MIG-0052	DEEP GREEN					70.970	71.007
A.MIG-0053	PROTECTIVE MC 1200				XF-70		
A.MIG-0054	SIGNAL GREEN		H-26	C-66			
A.MIG-0055	OIL OCHRE					70.916	71.033
A.MIG-0056	GREEN KHAKI	KHS-5146-RLM 83	H-423	C-123	XF-51	70.318	71.011
A.MIG-0057	YELLOW GREY	PKHV-4					71.326
A.MIG-0058	LIGHT GREEN KHAKI	PKHV-512					
A.MIG-0059	GREY	FS36251-KHV-16	H-22				71.050
A.MIG-0060	PALE GREEN				XF-5	70.967	71.006
A.MIG-0061	WARM SAND-YELLOW						71.074
A.MIG-0062	FRENCH BLUE		H-42	C-72	XF-18	70.900	71.113
A.MIG-0063	PALE GREY	FS36480-RLM 76	H-417	C-117	XF-23	70.907	71.257
A.MIG-0064	EARTH BROWN					70.303	71.037
A.MIG-0065	FOREST GREEN	FS34102	H-303	C-303	XF-58	70.348	
A.MIG-0066	FADED SINAI GREY						71.142
A.MIG-0067	LIGHT SAND GREY						
A.MIG-0068	IDF GREEN						
A.MIG-0069	BLUE GREEN		H-36 / H-59	C-15	XF-11		
A.MIG-0070	MEDIUM BROWN		H-341			70.312	71.035
A.MIG-0071	KHAKI		H-404		XF-49	70.339	71.136
A.MIG-0072	DUST				XF-55	70.315	
A.MIG-0073	EARTH		H-457		XF-52	70.874	71.024
A.MIG-0074	GREEN MOSS					70.328	71.010
A.MIG-0075	STONE GREY				XF-80		
A.MIG-0076	BROWN SOIL		H-456				
A.MIG-0077	DULL GREEN						71.267
A.MIG-0078	OCHRE EARTH					70.927	
A.MIG-0079	CLAY BROWN		H-37	C-43			71.034
A.MIG-0080	BRIGHT GREEN AMT-4						71.301
A.MIG-0081	US OLIVE DRAB VIETNAM ERA	FS 24087	H-304 / H-405	C-304	XF-73		71.289
A.MIG-0082	APC INTERIOR LIGHT GREEN					70.331	
A.MIG-0083	ZASHCHITNY ZELENO (RUSSIAN POSTWAR GREEN)	XB 518	H-320	C-320		70.326	71.285
A.MIG-0084	NATO GREEN		H-80	C-54	XF-67		71.093
A.MIG-0085	NATO BROWN	FS 30051-RAL 8027			XF-68	70.871	71.249
A.MIG-0086	BLUE	RAL 5019	H-323	C-323		70.844	71.089
A.MIG-0087	GELBOLIV	RAL 6014				70.877	71.012
A.MIG-0088	KHAKI BROWN					70.860	71.077
A.MIG-0089	MATT VARNISH		H-20	C-182		70.520	
A.MIG-0090	SATIN VARNISH					70.522	
A.MIG-0091	GLOSSY VARNISH		H-30	C-46		70.510	
A.MIG-0092	CRYSTAL GREEN		H-94	C-138			
A.MIG-0093	CRYSTAL RED		H-90	C-47		70.934	
A.MIG-0094	CRYSTAL GLASS						
A.MIG-0095	CRYSTAL SMOKE		H-95	C-101			

CONVERSION CHART

REFERENCE	COLOR NAME	RAL/RLM/FS	HOBBY COLOR	MR.COLOR	TAMIYA	MODEL COLOR	MODEL AIR
A.MIG-0096	CRYSTAL GREEN PERISCOPE (AND TAIL LIGHT ON)					70.936	
A.MIG-0097	CRYSTAL ORANGE		H-92	C-49		70.935	
A.MIG-0098	CRYSTAL LIGHT BLUE		H-93	C-50			
A.MIG-0099	CRYSTAL BLACK BLUE (AND TAIL LIGHT OFF)					70.938	
A.MIG-0102	OCHRE BROWN					70.856	
A.MIG-0103	MEDIUM BLUE		H-15	C-65		70.839	
A.MIG-0104	WASHABLE BLACK						
A.MIG-0105	WASHABLE DUST	RAL 8000					
A.MIG-0106	WASHABLE SAND	RAL 8020					
A.MIG-0107	WASHABLE EARTH						
A.MIG-0108	WASHABLE MUD						
A.MIG-0109	WASHABLE RUST						
A.MIG-0110	(BRITISH BROWN 1941-42)	SCC 1A	H-462				71.042
A.MIG-0111	(BRITISH 1941-42 SERVICE DRAB)	SCC 2	H-72	C-22	XF-72	70.921	71.290
A.MIG-0112	(BRITISH 1944-45 OLIVE DRAB)	SCC 15				70.892	71.250
A.MIG-0113	KHAKI GREEN N°3 (BRITISH 1939-42)					70.988	71.023
A.MIG-0114	ZIMMERIT OCHRE COLOR						71.246
A.MIG-0115	LIGHT SKIN TONE				XF-15	70.837	71.076
A.MIG-0116	BASIC SKIN TONE	FS31670				70.928	
A.MIG-0117	WARM SKIN TONE					70.815	
A.MIG-0118	BURNT SAND						
A.MIG-0119	COLD GRAY	FS17865				70.993	71.279
A.MIG-0120	LIGHT BROWN-GRAY						
A.MIG-0121	BLOOD RED	FS11136-RAL 3002	H-327	C-327		70.908	71.084
A.MIG-0122	BONE					70.847	71.288
A.MIG-0123	MARINE BLUE				XF-8	70.930	71.004
A.MIG-0124	LIME GREEN						71.094
A.MIG-0125	GOLD YELLOW	FS33655-RAL 1003-RLM 04	H-413	C-113		70.953	71.078
A.MIG-0126	VIOLET		H-49			70.960	
A.MIG-0127	PURPLE	FS37142-RAL 4008	H-39	C-67		70.959	
A.MIG-0128	CYAN						
A.MIG-0129	ORANGE	FS32246	H-14	C-59		70.956	71.083
A.MIG-0130	FADED YELLOW		H-318	C-318			
A.MIG-0131	REAL IDF SINAI GREY 82						71.142
A.MIG-0132	REAL IDF SAND GREY 73		H-85	C-45			71.141
A.MIG-0133	RED LEATHER					70.301	71.105
A.MIG-0134	BURNT BROWN RED					70.984	71.036
A.MIG-0135	CINNAMON						71.112
A.MIG-0138	DESERT YELLOW	FS20400				70.912	71.291
A.MIG-0139	RED EARTH		H-463				71.293
A.MIG-0187	JET EXHAUST BURNT IRON		H-76	C-61	XF-84		71.073
A.MIG-0188	METALLIC RED		H-87	C-75			71.070
A.MIG-0189	METALLIC ORANGE						
A.MIG-0190	OLD BRASS					70.801	
A.MIG-0191	STEEL	RAL 9006	H-18	C-28		70.864	71.065
A.MIG-0192	POLISHED METAL				XF-56	70.865	
A.MIG-0193	BLUISH TITANIUM						
A.MIG-0194	MATT ALUMINUM				XF-16		71.062

CONVERSION CHART

REFERENCE	COLOR NAME	RAL/RLM/FS	HOBBY COLOR	MR.COLOR	TAMIYA	MODEL COLOR	MODEL AIR
A.MIG-0195	SILVER	FS 17178-RLM 01	H-8	C-8 / C-90		70.997	71.063
A.MIG-0196	WARHEAD METALLIC BLUE		H-88	C-76			
A.MIG-0197	BRASS						71.067
A.MIG-0198	GOLD	FS 17043	H-9	C-9	X-12	70.996	71.066
A.MIG-0199	COPPER		H-10	C-10	XF-6	70.999	71.068
A.MIG-0200	MIDDLESTONE	FS 33531	H-313	C-313			
A.MIG-0201	LIGHT GRAY GREEN	FS 34424	H-31			70.885	
A.MIG-0202	TAN	FS 30219	H-310	C-310	XF-59	70.843	71.125
A.MIG-0203	LIGHT COMPASS GHOST GRAY	FS 36375-RAL7001	H-308	C-308		70.990	
A.MIG-0204	MEDIUM GUNSHIP GRAY	FS 36118	H-305	C-305	XF-77	70.868	71.047
A.MIG-0205	(BS 638)	FS 26231	H-317 / H-331	C-317 / C-331		70.991	71.051
A.MIG-0206	(BS 641)	FS 34079 RLM 81	H-309 / H-330	C-309 / C-330		70.893	71.294
A.MIG-0207	(BS 626)	FS 36314	H-334	C-334	XF-19	70.989	71.046
A.MIG-0208	DARK COMPASS GHOST GRAY	FS 36320	H-307	C-307			71.120
A.MIG-0209	LIGHT GRAY	FS 36495	H-51 / H-338	C-11 / C-338			71.276
A.MIG-0210	BLUE GRAY AMT-11	FS 35237	H-337	C-337		70.905	71.304
A.MIG-0211	MEDIUM GRAY	FS 36270	H-306	C-306			71.275
A.MIG-0212	SILVER GREY	FS 26373-BS 627	H-332	C-332			71.119
A.MIG-0213	GREEN	FS 24277					71.305
A.MIG-0217	GREEN SLATE	RAL 7002-RLM 02	H-70	C-60	XF-22	70.886	71.044
A.MIG-0218	SCHWARTZGRAU	RLM66	H-416	C-116	XF-63	70.866	71.055
A.MIG-0219	INTERIOR GREEN	FS 34226 - BS283					
A.MIG-0220	ZINC CHROMATE GREEN (INTERIOR GREEN)	FS 34151	H-464			70.850	71.137
A.MIG-0221	ZINC CHROMATE YELLOW	FS 33481	H-58	C-27	XF-4		71.107
A.MIG-0222	SANDGELB	RLM 79	H-66	C-119		70.876	71.278
A.MIG-0223	INTERIOR TURQUOISE GREEN		H-46			70.838	
A.MIG-0224	SKY LINE BLUE A II	FS 35260	H-45			70.961	71.317
A.MIG-0226	GRAY	FS 36622	H-311	C-311		70.883	71.296
A.MIG-0227	SEA BLUE	FS 25042 - ANA 606	H-54	C-14	XF-50	70.898	71.005
A.MIG-0228	INTERMEDIATE BLUE	FS 35164-RAL 7031-ANA 608	H-56		XF-66	70.903	71.299
A.MIG-0229	DARK GRAY BLUE	FS 15102					
A.MIG-0230	CAMO GREEN	FS34095-RAL 6020-RLM 82	H-422	C-122		70.823	71.022
A.MIG-0231	HELLBLAU	FS35352-RLM 65	H-67	C-115	XF-25	70.906	71.255
A.MIG-0232	SCHWARTZGRÜN	FS34052-RAL 7022-RLM 70	H-65	C-18	XF-27	70.897	71.021
A.MIG-0233	DUNKELGRÜN	RLM 71	H-64	C-17			71.015
A.MIG-0235	DARK GREY AMT-12	FS 36152-RAL 7012	H-83	C-32	XF-75		71.308
A.MIG-0236	FS 36293		H-82	C-31			
A.MIG-0237	DARK OLIVE DRAB	FS 23070	H-52	C-12	XF-62		71.016
A.MIG-0238	MEDIUM GREEN	FS 34092-ANA 612	H-302	C-302	XF-26	70.895	71.124
A.MIG-0239	NEUTRAL GRAY	FS 36122	H-53	C-13			71.274
A.MIG-0240	FS 34086 (ANA 613)	FS 34086-RAL 7009				70.830	71.325
A.MIG-0241	FS 36440	FS 36440- RAL 7038	H-315 / H-325	C-315 / C-325		70.986	71.121
A.MIG-0242	FS 37886						
A.MIG-0243	SKY TYPE S	BS 210			XF-21		71.302
A.MIG-0244	DUCK EGG GREEN	BS 216	H-74	C-26			71.009
A.MIG-0245	OCEAN GREY	BS 629			XF-82		71.273
A.MIG-0246	MEDIUM SEA GREY	BS 637	H-335	C-335	XF-83	70.870	71.307

CONVERSION CHART

REFERENCE	COLOR NAME	RAL/RLM/FS	HOBBY COLOR	MR.COLOR	TAMIYA	MODEL COLOR	MODEL AIR
A.MIG-0247	HELLBLAU	RLM 78	H-418	C-118		70.972	71.101
A.MIG-0248	OLIVGRÜN	FS34083-RLM 80	H-420	C-120		70.894	71.265
A.MIG-0249	LIGHT BLUE	FS35550					71.306
A.MIG-0250	NIGHT BLUE GREY					70.964	
A.MIG-0251	RUSSIAN BLUE AMT-7						71.318
A.MIG-0252	GREY BROWN AMT-1						71.320
A.MIG-0253	GRAUGRÜN	RLM 74	H-68	C-36		70.867	71.258
A.MIG-0254	GRAUVIOLETT	RLM 75	H-69	C-37		70.869	71.259
A.MIG-0255	BRAUNVIOLETT	RLM 81	H-421	C-121			71.264
A.MIG-0256	GRAUBLAU	RLM 84					71.103
A.MIG-0900	DUNKELGELB SHADOW						
A.MIG-0901	DUNKELGELB DARK BASE						71.030
A.MIG-0902	DUNKELGELB BASE		H-71	C-21		70.882	
A.MIG-0903	DUNKELGELB LIGHT BASE					70.976	
A.MIG-0904	DUNKELGELB HIGH LIGHT						
A.MIG-0905	DUNKELGELB SHINE					70.344	71.132
A.MIG-0906	GREY SHADOW	BS 640	H-333	C-333			
A.MIG-0907	GREY DARK BASE				XF-69	70.333	71.049
A.MIG-0908	GREY BASE	FS 26081	H-301 / H-339	C-301 / C-339		70.995	
A.MIG-0909	GREY LIGHT BASE		H-458		XF-24		
A.MIG-0910	GREY HIGH LIGHT		H-75	C-25	XF-54	70.836	71.277
A.MIG-0911	GREY SHINE						
A.MIG-0912	RED BROWN SHADOW		H-17	C-29	XF-9		71.038
A.MIG-0913	RED BROWN BASE		H-7	C-7	XF-79		
A.MIG-0914	RED BROWN LIGHT						
A.MIG-0915	DARK GREEN				XF-81		
A.MIG-0916	GREEN BASE					70.827	
A.MIG-0917	LIGHT GREEN						
A.MIG-0918	RED PRIMER SHADOW					70.822	
A.MIG-0919	RED PRIMER DARK BASE						
A.MIG-0920	RED PRIMER BASE						
A.MIG-0921	RED PRIMER LIGHT BASE						
A.MIG-0922	RED PRIMER HIGH LIGHTS						
A.MIG-0923	RED PRIMER SHINE					70.341	71.026
A.MIG-0924	OLIVE DRAB SHADOW						
A.MIG-0925	OLIVE DRAB DARK BASE	RLM 83	H-78	C-38		70.889	71.043
A.MIG-0926	OLIVE DRAB BASE		H-304	C-304			71.286
A.MIG-0927	OLIVE DRAB LIGHT BASE						
A.MIG-0928	OLIVE DRAB HIGH LIGHTS						71.139
A.MIG-0929	OLIVE DRAB SHINE					70.332	71.138
A.MIG-0930	RUSSIAN SHADOW						
A.MIG-0931	RUSSIAN DARK BASE				XF-74		71.020
A.MIG-0932	RUSSIAN BASE						71.303
A.MIG-0933	RUSSIAN LIGHT BASE						
A.MIG-0934	RUSSIAN HIGH LIGHT						
A.MIG-0935	RUSSIAN SHINE		H-62	C-56	XF-14		71.321



TOP 1000 | EUROPE'S
2019 | FASTEST
GROWING
COMPANIES



AMMO by Mig Jiménez enters the ranking of the 1000 European Companies with the highest economic growth.

Dear Friend,

6 years ago, AMMO by Mig Jiménez was born, a project created with passion, hard work, and the trust of every member of our community.

Thanks to your confidence and support, today we are proud to announce that AMMO by Mig Jiménez has been listed as one of Europe's 1.000 Fastest Growing Companies 2019. A list of the 1,000 European companies that have achieved the highest percentage of growth between 2014 and 2017.

Of the 26 million companies active in Europe, only 158,000 are deemed to be companies with high economic growth, while AMMO by Mig Jiménez has been ranked 711 in this prestigious ranking.

This ranking is supported by one of the most prestigious financial information and data outlets in the world, and a global consulting firm which specializes in market research and analysis from offices in Germany, USA, UK, Belgium, and China.

This award shows AMMO by Mig Jiménez's strength and position in the global market place, this is only possible thanks to your trust, loyalty and support.

Therefore, we remain committed to working hard every day for our friends and our customers worldwide.

Thank you for being a part of this amazing news!



AMMO by Mig Jiménez entra en el ranking de las 1000 Empresas Europeas con mayor crecimiento económico.

Estimado amigo,

Hace 6 años, nació AMMO by Mig Jiménez, un proyecto creado con esfuerzo e ilusión, y que desde el primer momento contó con el apoyo de todos vosotros.

Gracias a tu confianza, hoy nos sentimos orgullosos de anunciar que AMMO by Mig Jiménez ha entrado a formar parte del ranking 1000 Europe's Fastest Growing Companies 2019. Una lista de las 1.000 empresas europeas que han logrado el mayor porcentaje de crecimiento entre 2014 y 2017.

De los 26 millones de empresas activas en Europa, sólo 158.000 son consideradas empresas de alto crecimiento económico, y AMMO by Mig Jiménez ocupa el puesto 711 de este prestigioso ranking.

Este ranking cuenta con el respaldo de uno de los medios de información financiera más prestigioso del mundo, y la empresa consultora de prestigio internacional especializada en estudios de mercado, investigación y análisis, con oficinas en Alemania, USA, UK, Bélgica y China, entre otros.

De esta forma, AMMO by Mig Jiménez se consolida en el mercado, gracias a tu confianza y fidelidad.

Por todo ello, reforzamos nuestro compromiso de seguir trabajando cada día para ofrecerte las mejores soluciones para tus proyectos y que todos sigáis ¡disfrutando del hobby!

¡Gracias por ser parte de esta gran noticia!

TOP 1000
2019

EUROPE'S
FASTEST
GROWING
COMPANIES



NEW



GWHD7204 1/72
F-15J JASDF



GWHG001 1/48
F-35A USAF/RAAF



KIN48033 1/48
F/A-188 AFAPF



TAKD-5003 1/48
F-16XL2



RFM-5023 1/35
GERMAN TAXI CAR TYPE 82E



RFM-5022 1/35
SHERMAN M4C3 W/ WORKABLE TRACK LINKS



TAKD2117 1/35
US M46 Patton



TAKD2123 1/35
V2 Rocket



TAKD2125 1/35
Jagdpanzer G1



TIGE4635 1/35
PANHARD AML-90



TIGE4644 1/35
Russian Panther-617



TM35006 1/35
US Crawler Dozer



AMIG8502 1/72
T-64 B



BT001 1/35
BT-001



DORAW48009 1/48
Messerschmitt Bf 109 G-6



DORAW14402 1/144
Gee Bee Super Sportster



DW35004 1/35
DW35004



DW35007 1/35
DW35007



H2K72001 1/72
H2K72001



RS3001 1/35
RS3001



TAK05004 1/72
Russian Army Tank Transporter



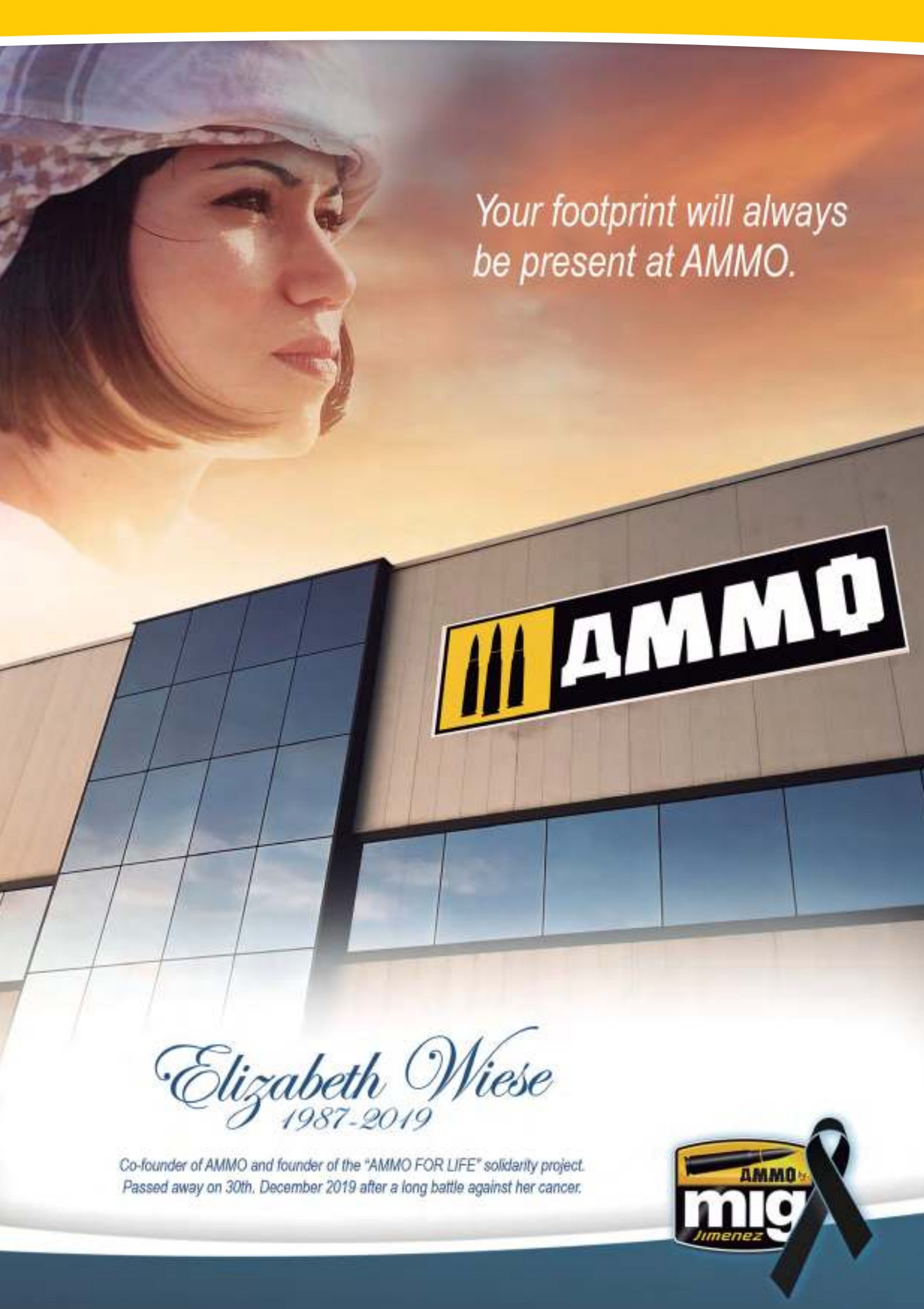
TM35207 1/35
Green Scammell Pioneer



UA72145 1/72
WW2 German E50



UA72206 1/72
UA72206



Your footprint will always
be present at AMMO.



Elizabeth Wiese
1987-2019

Co-founder of AMMO and founder of the "AMMO FOR LIFE" solidarity project.
Passed away on 30th, December 2019 after a long battle against her cancer.



Ammunition for modeling



www.migjimenez.com

A.MIG 8300

