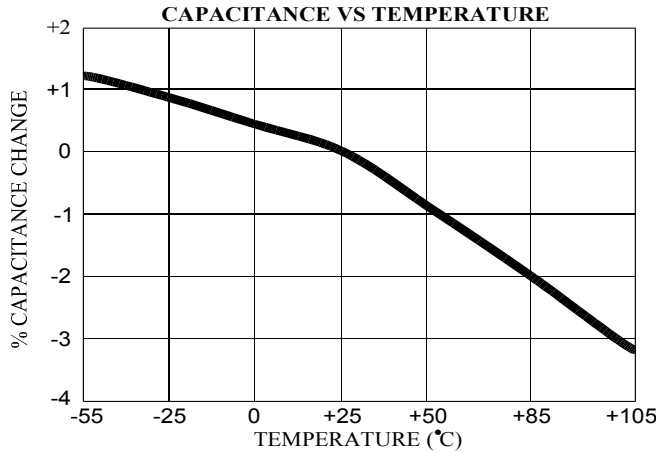


# Metalized Polypropylene

## Typical Characteristics

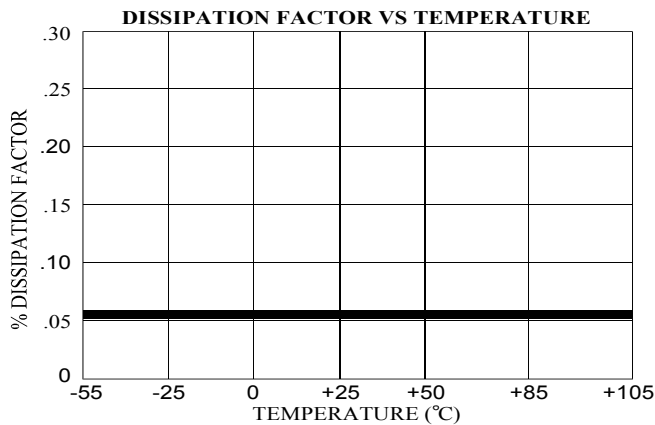


### TEMPERATURE:

Rated voltage from -55° C to +85° C;  
to +105° C with 50% voltage derating.

### DIELECTRIC VOLTAGE TEST:

Will withstand the application of 150% rated DC voltage, at 25° C, for a period of time not to exceed one minute. Current limited to 5 milliamperes.



### DISSIPATION FACTOR:

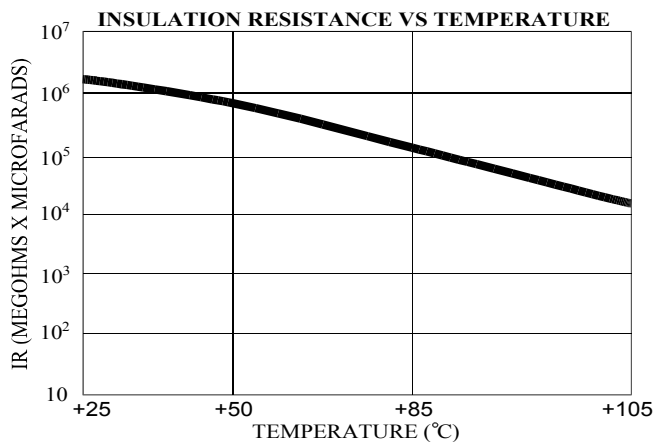
Shall not exceed 0.1% at 25° C.

### MEASUREMENT CRITERIA:

Measurement frequency for capacitance and dissipation factor shall be 1000Hz for values under 1mfd; 120Hz for 1mfd and over.

### LIFE TEST:

Will withstand the application of 100% rated voltage at +105° C for 250 hrs. with not more than one failure in twelve permitted.



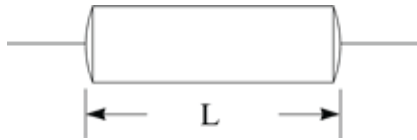
### INSULATION RESISTANCE:

When measured at rated voltage or 500VDC, whichever is less, for a time not exceeding two minutes, units shall meet the minimum values below.

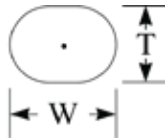
TEMP. (°C)	MEG. X MFDS	MEG. (need not exceed)
+25	100,000	200,000
+85	5,000	10,000
+105	500	1000

# H11

# METALIZED POLYPROPYLENE



LEAD LENGTH = 1.5" MIN.



Axial Lead

OVAL

Wrap & Fill

Lead Gauge	67VAC / 100VDC	135VAC / 200VDC	270VAC / 400VDC
24AWG	.001 - .68	.001 - .33	.001 - .082
22AWG	.82 - 2.0	.47 - .82	.10 - .15
20AWG	5.0 - 10.0	1.0 - 10.0	.22 - 2.0

MFD	67 VAC / 100 VDC				135 VAC / 200 VDC				270 VAC / 400 VDC			
	T +.05	W +.05	L +.05	PART NO.	T +.05	W +.05	L +.05	PART NO.	T +.05	W +.05	L +.05	PART NO.
.0010	.09	.18	.40	H11B102	.09	.18	.40	H11C102	.09	.18	.40	H11E102
.0015	.09	.18	.40	H11B152	.09	.18	.40	H11C152	.09	.18	.40	H11E152
.0022	.09	.18	.40	H11B222	.09	.18	.40	H11C222	.09	.18	.40	H11E222
.0033	.09	.18	.40	H11B332	.09	.18	.40	H11C332	.09	.18	.40	H11E332
.0047	.09	.18	.40	H11B472	.09	.18	.40	H11C472	.09	.18	.40	H11E472
.0068	.09	.18	.40	H11B682	.09	.18	.40	H11C682	.09	.18	.40	H11E682
.0082	.09	.18	.40	H11B822	.09	.18	.40	H11C822	.09	.18	.53	H11E822
.010	.09	.18	.40	H11B103	.09	.18	.40	H11C103	.09	.18	.53	H11E103
.015	.09	.18	.40	H11B153	.09	.18	.53	H11C153	.09	.18	.53	H11E153
.022	.09	.18	.40	H11B223	.09	.18	.53	H11C223	.12	.21	.53	H11E223
.033	.09	.18	.53	H11B333	.12	.21	.53	H11C333	.16	.26	.53	H11E333
.047	.09	.18	.53	H11B473	.15	.24	.53	H11C473	.20	.30	.53	H11E473
.068	.10	.20	.53	H11B683	.18	.28	.53	H11C683	.25	.35	.53	H11E683
.082	.12	.21	.53	H11B823	.20	.30	.53	H11C823	.22	.31	.65	H11E823
.10	.14	.23	.53	H11B104	.23	.32	.53	H11C104	.24	.34	.65	H11E104
.15	.18	.27	.53	H11B154	.22	.32	.68	H11C154	.31	.40	.65	H11E154
.22	.22	.32	.53	H11B224	.23	.33	.78	H11C224	.33	.43	.78	H11E224
.33	.22	.32	.65	H11B334	.30	.39	.78	H11C334	.42	.52	.78	H11E334
.47	.23	.33	.78	H11B474	.32	.41	.95	H11C474	.32	.48	1.15	H11E474
.68	.29	.38	.78	H11B684	.29	.45	1.17	H11C684	.39	.57	1.15	H11E684
.82	.32	.42	.78	H11B824	.32	.49	1.17	H11C824	.45	.61	1.15	H11E824
1.0	.21	.38	1.15	H11B105	.36	.53	1.17	H11C105	.43	.60	1.40	H11E105
2.0	.33	.50	1.15	H11B205	.47	.64	1.45	H11C205	.57	.74	1.65	H11E205
5.0	.44	.60	1.65	H11B505	.64	.81	1.95	H11C505				
10.0	.59	.76	1.95	H11B106	.94	1.11	1.95	H11C106				

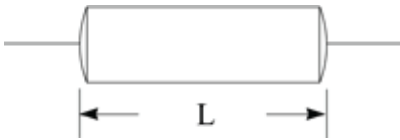
**Non Standard Values Available Upon Request**

Add letter to the end of the part number to specify the tolerance.

- ±20% = M
- ±10% = K
- ±5% = J
- ±3% = H
- ±2% = G
- ±1% = F

# H21

# METALIZED POLYPROPYLENE



LEAD LENGTH = 1.5" MIN.



Axial Lead

ROUND

Wrap & Fill

Lead Gauge	67VAC / 100VDC	135VAC / 200VDC	270VAC / 400VDC
24AWG	.001 - .47	.001 - .22	.001 - .082
22AWG	.68 - 2.0	.33 - 1.0	.10 - .22
20AWG	5.0 - 10.0	2.0 - 10.0	.33 - 2.0

MFD	67 VAC / 100 VDC			135 VAC / 200 VDC			270 VAC / 400 VDC		
	D +.05	L +.05	PART NO.	D +.05	L +.05	PART NO.	D +.05	L +.05	PART NO.
.0010	.15	.40	H21B102	.15	.40	H21C102	.15	.40	H21E102
.0015	.15	.40	H21B152	.15	.40	H21C152	.15	.40	H21E152
.0022	.15	.40	H21B222	.15	.40	H21C222	.15	.40	H21E222
.0033	.15	.40	H21B332	.15	.40	H21C332	.15	.40	H21E332
.0047	.15	.40	H21B472	.15	.40	H21C472	.15	.40	H21E472
.0068	.15	.40	H21B682	.15	.40	H21C682	.15	.40	H21E682
.0082	.15	.40	H21B822	.15	.40	H21C822	.15	.53	H21E822
.010	.15	.40	H21B103	.15	.40	H21C103	.15	.53	H21E103
.015	.15	.40	H21B153	.15	.53	H21C153	.15	.53	H21E153
.022	.15	.40	H21B223	.15	.53	H21C223	.18	.53	H21E223
.033	.15	.53	H21B333	.18	.53	H21C333	.22	.53	H21E333
.047	.15	.53	H21B473	.21	.53	H21C473	.26	.53	H21E473
.068	.16	.53	H21B683	.24	.53	H21C683	.31	.53	H21E683
.082	.18	.53	H21B823	.26	.53	H21C823	.28	.65	H21E823
.10	.20	.53	H21B104	.29	.53	H21C104	.30	.65	H21E104
.15	.24	.53	H21B154	.28	.68	H21C154	.37	.65	H21E154
.22	.28	.53	H21B224	.29	.78	H21C224	.39	.78	H21E224
.33	.28	.65	H21B334	.36	.78	H21C334	.48	.78	H21E334
.47	.29	.78	H21B474	.38	.95	H21C474	.43	1.15	H21E474
.68	.35	.78	H21B684	.39	1.17	H21C684	.49	1.15	H21E684
.82	.38	.78	H21B824	.43	1.17	H21C824	.55	1.15	H21E824
1.0	.31	1.15	H21B105	.47	1.17	H21C105	.54	1.40	H21E105
2.0	.43	1.15	H21B205	.57	1.45	H21C205	.68	1.65	H21E205
5.0	.55	1.65	H21B505	.74	1.95	H21C505			
10.0	.70	1.95	H21B106	1.05	1.95	H21C106			

**Non Standard Values Available Upon Request**

Add letter to the end of the part number to specify the tolerance.

- ±20% = M
- ±10% = K
- ±5% = J
- ±3% = H
- ±2% = G
- ±1% = F

# H31

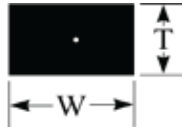
# METALIZED POLYPROPYLENE

Axial Lead

Plastic Case



LEAD LENGTH = 1.5" MIN.



Lead Gauge	67VAC / 100VDC	135VAC / 200VDC
24AWG	.001 - .47	.001 - .22
22AWG	.68 - 1.0	.33 - .82
20AWG	2.0 - 5.0	1.0 - 2.0

MFD	67 VAC / 100 VDC				135 VAC / 200 VDC			
	T +.05	W +.05	L +.05	PART NO.	T +.05	W +.05	L +.05	PART NO.
.0010	.17	.29	.42	H31B102	.17	.29	.42	H31C102
.0015	.17	.29	.42	H31B152	.17	.29	.42	H31C152
.0022	.17	.29	.42	H31B222	.17	.29	.42	H31C222
.0033	.17	.29	.42	H31B332	.17	.29	.42	H31C332
.0047	.17	.29	.42	H31B472	.17	.29	.42	H31C472
.0068	.17	.29	.42	H31B682	.17	.29	.42	H31C682
.0082	.17	.29	.42	H31B822	.17	.29	.42	H31C822
.010	.17	.29	.42	H31B103	.17	.29	.42	H31C103
.015	.17	.29	.42	H31B153	.17	.29	.55	H31C153
.022	.17	.29	.42	H31B223	.17	.29	.55	H31C223
.033	.17	.29	.55	H31B333	.17	.29	.55	H31C333
.047	.17	.29	.55	H31B473	.23	.36	.55	H31C473
.068	.17	.29	.55	H31B683	.23	.36	.55	H31C683
.082	.17	.29	.55	H31B823	.29	.42	.55	H31C823
.10	.23	.36	.55	H31B104	.29	.42	.55	H31C104
.15	.23	.36	.55	H31B154	.29	.42	.67	H31C154
.22	.29	.42	.55	H31B224	.29	.42	.82	H31C224
.33	.29	.42	.67	H31B334	.39	.54	.82	H31C334
.47	.29	.42	.82	H31B474	.39	.54	1.04	H31C474
.68	.39	.54	.82	H31B684	.39	.54	1.24	H31C684
.82	.39	.54	.82	H31B824	.39	.54	1.24	H31C824
1.0	.39	.54	1.24	H31B105	.56	.72	1.24	H31C105
2.0	.56	.72	1.24	H31B205	.56	.72	1.75	H31C205
5.0	.56	.72	1.75	H31B505				

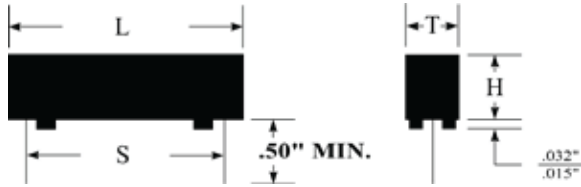
**Non Standard Values Available Upon Request**

Add letter to the end of the part number to specify the tolerance.

- ±20% = M
- ±10% = K
- ±5% = J
- ±3% = H
- ±2% = G
- ±1% = F

# H32

# METALIZED POLYPROPYLENE



Radial Lead

Plastic Case

Lead Gauge	67VAC / 100VDC	135VAC / 200VDC
22AWG	.001 - .47	.001 - .22
20AWG	.68 - 5.0	.33 - 2.0

MFD	67 VAC / 100 VDC					135 VAC / 200 VDC				
	T ±.01	H max	L ±.01	S ±.015	PART NO.	T ±.01	H max	L ±.01	S ±.015	PART NO.
.0010	.18	.30	.42	.300	H32B102	.18	.30	.42	.300	H32C102
.0015	.18	.30	.42	.300	H32B152	.18	.30	.42	.300	H32C152
.0022	.18	.30	.42	.300	H32B222	.18	.30	.42	.300	H32C222
.0033	.18	.30	.42	.300	H32B332	.18	.30	.42	.300	H32C332
.0047	.18	.30	.42	.300	H32B472	.18	.30	.42	.300	H32C472
.0068	.18	.30	.42	.300	H32B682	.18	.30	.42	.300	H32C682
.0082	.18	.30	.42	.300	H32B822	.18	.30	.42	.300	H32C822
.010	.18	.30	.42	.300	H32B103	.18	.30	.42	.300	H32C103
.015	.18	.30	.42	.300	H32B153	.18	.30	.55	.400	H32C153
.022	.18	.30	.42	.300	H32B223	.18	.30	.55	.400	H32C223
.033	.18	.30	.55	.400	H32B333	.18	.30	.55	.400	H32C333
.047	.18	.30	.55	.400	H32B473	.24	.37	.55	.400	H32C473
.068	.18	.30	.55	.400	H32B683	.24	.37	.55	.400	H32C683
.082	.18	.30	.55	.400	H32B823	.30	.43	.55	.400	H32C823
.10	.24	.37	.55	.400	H32B104	.30	.43	.55	.400	H32C104
.15	.24	.37	.55	.400	H32B154	.30	.43	.67	.500	H32C154
.22	.29	.42	.55	.400	H32B224	.30	.43	.82	.600	H32C224
.33	.30	.43	.67	.500	H32B334	.40	.55	.82	.600	H32C334
.47	.30	.43	.82	.600	H32B474	.40	.55	1.04	.800	H32C474
.68	.40	.55	.82	.600	H32B684	.40	.55	1.24	1.10	H32C684
.82	.40	.55	.82	.600	H32B824	.40	.55	1.24	1.10	H32C824
1.0	.40	.55	1.24	1.10	H32B105	.57	.73	1.24	1.10	H32C105
2.0	.57	.73	1.24	1.10	H32B205	.57	.73	1.75	1.60	H32C205
5.0	.57	.73	1.75	1.60	H32B505					

**Non Standard Values Available Upon Request**

Add letter to the end of the part number to specify the tolerance.

- ±20% = M
- ±10% = K
- ±5% = J
- ±3% = H
- ±2% = G
- ±1% = F