

MERIDIAN

T I M E M O D U L A T O R

User Manual





MERIDIAN

TIME MODULATOR

Encompassing the gamut of short delay time effects, from chorusing, phasing, pitch shifting vibrato, to flanging, and comb filtering, the Meridian is a versatile modulation pedal with a lovely lush tone and practical control scheme. Particular attention is paid to ease of use while incorporating deep yet convenient performance functionality. Subtle slithering harmonics shimmer and sparkle in synchronized unison to your playing, enveloping your tone with warm analog character.

VOLUME - Controls the overall output volume. Maximum of 6dB boost available.

REGEN - Dials in negative feedback, allowing for the over-the-top resonant flange and phase tones or metallic, robotic comb-filter sounds.

MIX - Goes from 100% dry to 100% wet. Counter-clockwise for more dry, clockwise for more effected signal. Experience mind-bending pitch vibrato when set fully wet.

RATE - Wide range speed control, which allows for both extremely slow - 0.12Hz (8 second sweep time) and extremely fast - 15.5Hz (65ms sweep time) modulation.

WIDTH - How intense the LFO modulation is. At minimum, LFO modulation is disabled and you enter COMB filter mode.

TIME - Sets the delay time range that the modulation will be focused on. Shortest time is 800us(0.8ms), while the longest delay time is 50ms.

WAVESHAPE - Three LFO wave shapes are available: Sine, Triangle, and Flux. The LFO is bypassed and the RATE control will sweep the delay line manually, when WIDTH is set to minimum.

EXP jack - Sweep the RATE or WIDTH directly from zero up to the position of the respective knobs using any standard expression pedal or 0-5V CV via ¼" TRS cable.

An internal slide switch allows you to choose which parameter is routed to the EXP Jack.

An internal slide switch allows you to choose which parameter is routed to the EXP Jack.

With the internal switch in the upward position the WIDTH may be controlled via EXP/CV.

With the internal switch in the downward position the RATE may be controlled via EXP/CV.

With the internal switch in the downward position it is also possible to control delay time via EXP/CV. Set the WIDTH control to minimum, the RATE control set to maximum. This allows you to sweep the delay time from zero up to the position of the TIME control. Experimenting with the RATE control will fine tune the range available.

The Meridian requires external power of 9V DC, negative center (+-G-) via the 2.1mm jack. The Meridian has a high 1M ohm input impedance and a maximum current draw of 58mA when the effect is engaged. Please contact Spaceman if you are unsure about your DC adapter.

For user guides and recommended settings visit spacemaneffects.com/meridian
All Spaceman pedals are covered by a Limited Lifetime Warranty.

MERIDIAN


T I M E M O D U L A T O R

Suggested Settings

On the following pages you'll find a collection of carefully crafted settings to get you started on your journey.

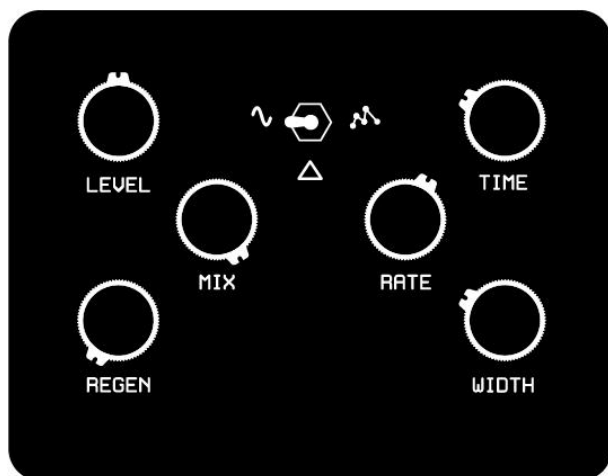


Meridian Suggested Settings



Warm Chorus


Bread and butter chorus with a warm vintage feel.



Vibrato


Moderate speed pitch vibrato, move the delay time around to taste.

Meridian Suggested Settings



Phasey Leslie


Shimmering pulsations of silvery undulation.



Slow Flange


Smooth as silk, slick as ice.

Meridian Suggested Settings



Seasick Bunnyhop


A subtle stagger, just below the surface.



The Dali Drip

Psychedelic liquid corruption.

Meridian Suggested Settings



Clanker

For extra fun plug in an Expression pedal and sweep the delay time (internal EXP switch downwards)

MERIDIAN

TIME MODULATOR

Technical Specifications

Width:	3.68 inches / 93.5 mm
Depth:	4.73 inches / 120 mm
Height:	2.25 inches / 57 mm
Weight:	14.6 ounces
Input Resistance:	1M Ohm
Bypass Current Draw:	32mA
Engaged Current Draw:	58mA
Input Voltage:	0-5V DC TRS Jack - Over / Reverse voltage protected
Input Voltage:	9V DC, negative center via the 2.1mm jack

Please contact Spaceman if you are unsure about your DC adapter.