

# RED POWER

## BATTERIES



**CAN BE FITTED IN OVER 1.900 VEHICLE MODELS**

**OE ORIGINAL PARTS QUALITY**

**LONG LIFE CALCIUM TECHNOLOGY**

**TYPE LIST**

# RED POWER FOR ALL!

The replacement battery for either a car, light truck, or HGV has to deliver full performance and complete reliability. In addition, today's customers expect value for money as a matter of course.

## THE RED POWER MAX BATTERY RANGE.

Our Battery range has been specially designed to appeal to the value conscious consumer who does not want to compromise their driving experience or the reliability of their vehicle.

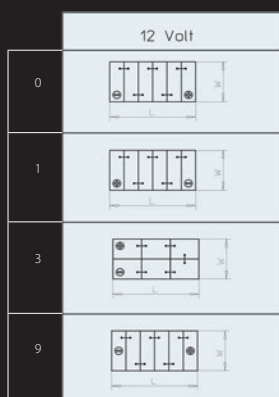
## BEST MATERIAL – BEST QUALITY – NO COMPROMISES.

Manufactured using current original equipment technology and materials, and coming from a major Western European producer, the RED POWER range covers 95% of aftermarket fitments with correct specification batteries – unlike many other brands, the RED POWER range does not compromise on materials or specification, ensuring complete customer satisfaction. **All RED POWER car batteries are maintenance free, fully charged, and ready to fit, and come fully guaranteed\*.**

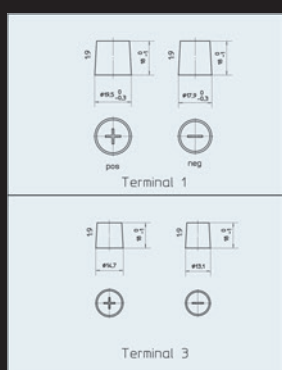
## UK SPEC

Part No.	Uk Number	Ah 20H	EN (A)	SAE (A)	LAYOUT	TERMINAL	LENGTH	WIDTH	HEIGHT	BASE
RP35L	054	35	260	280	0	3	187	128	203/225	B00
RP35R	055	35	260	280	1	3	187	128	203/225	B00
RP42	202	42	390	420	0	1	175	175	190	B13
RP44	063	44	360	400	0	1	210	175	175	B13
RP45L	043	45	330	360	0	1+3	238	129	203/225	B00
RP45R	044	45	330	360	1	1+3	238	129	203/225	B00
RP50	012	50	390	420	0	1	210	175	190	B13
RP55	065	55	450	480	0	1	241	175	175	B13
RP60	075	60	470	490	0	1	241	175	175	B13
RP60L	005L	60	420	450	0	1	232	173	204/225	B00
RP60R	005R	60	420	450	1	1	232	173	204/225	B00
RP62	027	62	480	500	0	1	241	175	190	B13
RP70	100	70	640	680	0	1	278	175	190	B13
RP70L	068	70	540	600	0	1	270	175	202/225	B05
RP70R	069	70	540	600	1	1	270	175	202/225	B05
RP72	096	72	640	680	0	1	278	175	190	B13
RP80	110	80	660	700	0	1	315	175	175	B13
RP88	017	88	660	700	0	1	354	175	175	B13
RP90L	643	90	620	670	0	1	344	172	214/230	B00
RP90R	644	90	620	670	1	1	344	172	214/230	B00
RP95	019	95	720	760	0	1	354	175	190	B13
RP95L	249	95	640	680	0	1	304	173	203/225	B01
RP95R	250	95	640	680	1	1	304	173	203/225	B01
RP105	T31	105	850	900	9	1	330	171	218/214	B00
RP110L	663	110	680	740	0	1	344	172	214/230	B00
RP110R	664	110	680	740	1	1	344	172	214/230	B00
RP120	627	120	720	760	3	1	514	189	195/220	B00
RP180	629	180	950	1000	3	1	514	223	195/220	B00
RP225	625	225	1050	1100	3	1	517	273	212/240	B00

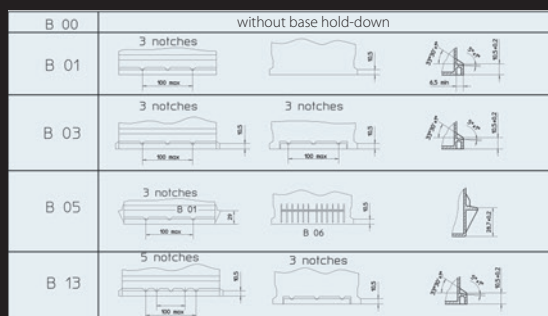
## LAYOUT



## TERMINALS



## BASE HOLD-DOWNS



\*Guarantee assumes correct vehicle fitment.

\*\*Underspecification batteries incorrectly supplied will have a reduced lifespan.

Warning! Under no circumstances may a conventional wet battery be installed in a vehicle with a start-stop function, which is fitted with an AGM\* or EFB\*\* battery as a standard feature. If retrofitting is required, an AGM or EFB battery has to be used. For example, all BMW EfficientDynamics models are equipped with an AGM battery that must be replaced by an identical type.

\*[AGM = absorbent glass mat. The acid is absorbed in a glass nonwoven and is therefore bound in]

\*\*[EFB = enhanced flooded battery. The cycle-resistant starter battery]