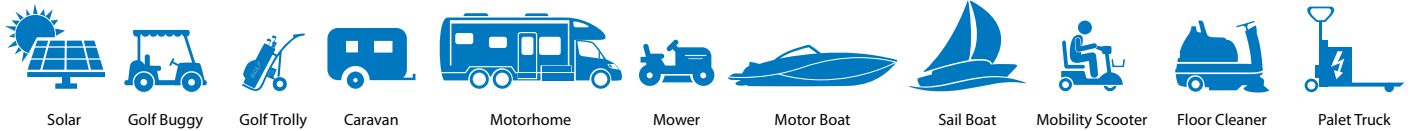




Product Features ALFP2440BT

- **Longer Cycle Life:** Offers up to 20 times longer cycle life and five times longer float/calendar life than lead acid battery, helping to minimize replacement cost and reduce total cost of ownership.
- **Lighter Weight:** About 40% of the weight of a comparable lead acid battery. A 'drop in' replacement for lead acid batteries.
- **Higher Power:** Delivers twice power of lead acid battery, even high discharge rate, while maintaining high energy capacity.
- **Wider Temperature Range:** -20 C~60 C.
- **Superior Safety:** Lithium Iron Phosphate chemistry eliminates the risk of explosion or combustion due to high impact, overcharging or short circuit situation.
- **Increased Flexibility:** Modular design enables deployment of up to four batteries in series and max ten batteries in parallel.

Product Applications



Electrical Characteristics

Nominal Voltage	25.6V	
Nominal Capacity	Minimum: 40Ah	
Energy	1024Wh	
Internal Resistance	≤30mΩ	
Cycle Life	>2000 cycles @ 1C	100% DoD
	>3000 cycles @ 0.5C	80% DoD
	>5000 cycles @ 0.2C	80-100% DoD
Months Self Discharge	<3%	
Efficiency of Charge	100% @ 0.5C	
Efficiency of Discharge	96~99% @1C	

Environmental

Charge Temperature	0°C to 45°C (32F to 113F) @60±25% Relative Humidity
Discharge Temperature	-20°C to 60°C (-4F to 140F) @60±25% Relative Humidity
Storage Temperature	0°C to 40°C (32F to 104F) @60±25% Relative Humidity
Plastic Case	ABS+PC
Dimensions (in./mm.)	L260*W168*H209mm
Weight (lbs./kg.)	10kg
Terminal	M6
Protocol	Bluetooth

Standard Discharge

Continuous Current	50A
Max. Pulse Current	200A/31ms to 0.5s
Discharge Cut-off Voltage	20V

Standard Charge

Charge Voltage	28.8±0.2V
Charge Mode	CC/CV
Recomm. Charge Current	10-20A
Max. Charge Current	50A
Charge Cut-off Voltage	29.2V

Certification & Approvals

Certifications	CE (Battery)
	UN38.3 (Battery)
	IEC62133 (Cells)
	UKCA



BMS Board Voltage

Charging Voltage	DC:28.8V 3.6V/Cell (CC/CV)
Balance Voltage for single cell	3.60±0.05V

BMS Current

Balance current for single cell	36±5mA
Current consumption	≤600μA
Maximum continuous charging current	50A
Maximum continuous discharging current	60A (65A/10s)

BMS Over Charge Protection

Over charge detection voltage	30.0V \ 3.75±0.05V / per cell
Over charge detection delay time	0.5S—2S
Over charge release voltage	28.8V \ 3.6±0.1V / per cell

BMS Over Discharge Protection

Over discharge detection voltage	16.6V \ 2.2±0.1V / per cell
Over discharge detection delay time	10mS—400mS
Over discharge release voltage	20.0V \ 2.5±0.1V / per cell

BMS Over Current Protection

Over current detection current	200±20A
Detection delay time	31ms—0.5s
Release condition	Cut load, charge release

BMS Short Protection

Detection Condition	Exterior short circuit
Detection delay time	200-800us
Release condition	Cut load, charge release

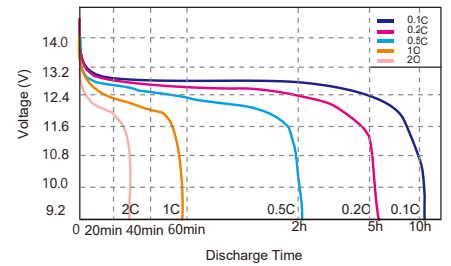
BMS Resistance

Protection circuitry	≤50mΩ
----------------------	-------

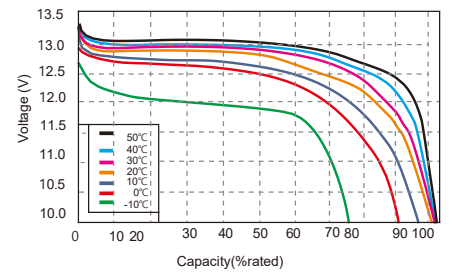
BMS Temperature

Operating Temperature Range	-40 - +85°C
Storage Temperature Range	-40 - +125°C

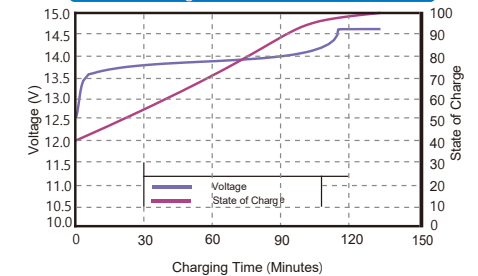
Different Rate Discharge Curve @25°C



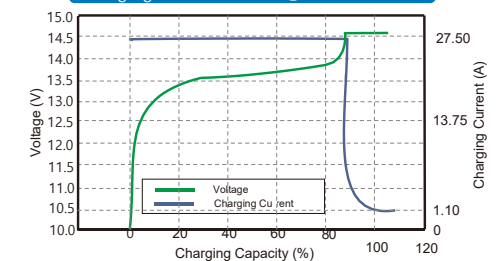
Different Temperature Discharge Curve @0.5C



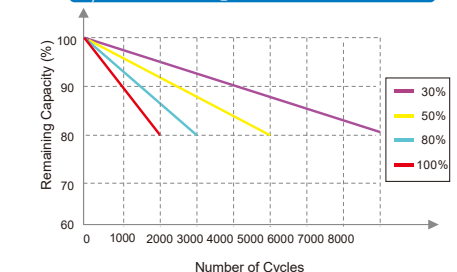
State of Charge Curve @0.5C 25°C



Charging Characteristics @0.5C 25°C



Cycle Life Curve @1°C



Self Discharge Characteristics Curve

