

WRAP PANT
SIZING INFO
(measurements in inches)

We want you to feel good in our clothes. Please note that the body measurement chart is only a guide based on the general fit preference of a relaxed fit. By using the garment measurement guide with the body measurement guide and model measurement guide, we hope that you can choose a size best fitted to you!








Our garments are made-to-order. If you require any custom sizing adjustments to be made to your order, please include these specifications in the "order notes" section found on the *cart* page. This could include lengthening/shortening the inseam to "x amount", adjusting the rise to "x amount", etc.

If you are unsure of your size, or feel that you are between sizes, please include your measurements + height in the "order notes" section found on the *cart* page.

Please note that measurements are approx. since linen varies slightly in shrinkage

GARMENT MEASUREMENTS										
Size	2X-Small	X-Small	Small	Medium	Large	X-Large	2X-Large	3X-Large	4X-Large	5X-Large
A - Waist Open	28 - 31	30 - 33	32 - 35	34 - 37	36 - 39	39 - 42	42 - 45	45 - 48	48 - 51	51 - 54
B - Hip Circumference	37 1/2	39 1/2	41 3/8	43 3/8	45 3/8	48 1/4	51 1/4	54 1/4	57 1/4	60 1/4
C - Side Length	37 5/8	38	38 1/2	38 7/8	39 1/8	39 7/8	40 1/2	41 1/8	41 3/4	42 3/8
D - Inseam	27 7/8	28	28 1/8	28 3/8	28 1/2	28 5/8	28 3/4	28 7/8	29	29 1/8
E - Leg opening Circumference	11 1/2	11 1/2	11 1/2	12	12 1/2	13 1/4	13 7/8	14 1/2	15	15 1/2
F - Front Rise	10 1/2	10 5/8	10 7/8	11 1/8	11 3/8	11 3/4	12 1/4	12 3/4	13 1/8	13 1/2
G - Back Rise	14 3/8	14 1/2	14 3/4	15	15 1/8	15 1/2	16	16 3/8	16 3/4	17 1/8

BODY MEASUREMENT SIZING GUIDE										
Size	2X-Small	X-Small	Small	Medium	Large	X-Large	2X-Large	3X-Large	4X-Large	5X-Large
Waist Circumference	23-25	25-27	27-29	29-31	31-33	33-36	36-39	39-42	42-45	45-49
Hip Circumference	33-35	35-37	37-39	39-41	41-43	43-46	46-49	49-52	52-56	56-59

MODEL MEASUREMENT SIZING GUIDE							
Model							
Wearing Size	Large	Medium	5X-Large	Medium	3X-Large	X-Small	Small
Bust Circumference	40	38	56.5	36	45	32	37
Waist Circumference	36	32	51.5	30	43	26	28
Hip Circumference	43.5	40	59	43	50	30	37
Height	5' 8.5"	5' 6"	5' 8"	5' 9"	5' 8"	5' 4"	5' 7"

**** Fit notes: For this style, hip measurement most important since the garment semi fitted around the hip. If your waist measurement and hip measurement fit into different size categories, please make your size selection based on your hip measurement and include an order note to "make custom waistband for "insert your waist measurement here" waist"**

For specific sizing help, contact hello@cedarandvine.net - include your measurements and height + what style(s) you are interested in.