

LINEN CULOTTE
SIZING INFO
(measurements in inches)

We want you to feel good in our clothes. Please note that the body measurement chart is only a guide based on the general fit preference of a relaxed fit. By using the garment measurement guide with the body measurement guide and model measurement guide, we hope that you can choose a size best fitted to you!








Our garments are made-to-order. If you require any custom sizing adjustments to be made to your order, please include these specifications in the "order notes" section found on the *cart* page. This could include lengthening/shortening the inseam to "x amount", adjusting the rise to "x amount", etc.

If you are unsure of your size, or feel that you are between sizes, please include your measurements + height in the "order notes" section found on the *cart* page.

Please note that measurements are approx. since linen varies slightly in shrinkage

| GARMENT MEASUREMENTS | | | | | | | | | | |
|-------------------------------|----------|---------|--------|--------|--------|---------|----------|----------|----------|----------|
| Size | 2X-Small | X-Small | Small | Medium | Large | X-Large | 2X-Large | 3X-Large | 4X-Large | 5X-Large |
| A - Relaxed Waist Elastic | 21 | 23 | 25 | 28 | 31 | 34 | 37 | 40 | 43 | 46 |
| B - Hip Circumference | 38 | 40 | 42 | 45 | 48 | 51 | 54 | 57 | 60 | 63 |
| C - Side Length | 36 1/2 | 37 1/4 | 37 7/8 | 38 3/8 | 38 7/8 | 39 3/8 | 39 7/8 | 40 3/8 | 40 7/8 | 41 3/8 |
| D - Inseam | 27 3/4 | 27 7/8 | 28 | 28 | 28 | 28 | 28 | 28 | 28 | 28 |
| E - Leg opening Circumference | 28 7/8 | 30 3/8 | 31 7/8 | 33 3/8 | 34 7/8 | 36 3/8 | 37 7/8 | 39 3/8 | 40 7/8 | 42 3/8 |
| F - Front Rise | 11 1/2 | 12 | 12 1/2 | 13 | 13 1/2 | 14 | 14 1/2 | 15 | 15 1/2 | 16 |
| G - Back Rise | 13 1/4 | 13 3/4 | 14 1/4 | 14 3/4 | 15 1/4 | 15 3/4 | 16 1/4 | 16 3/4 | 17 1/4 | 17 3/4 |

| BODY MEASUREMENT SIZING GUIDE | | | | | | | | | | |
|-------------------------------|----------|---------|-------|--------|-------|---------|----------|----------|----------|----------|
| Size | 2X-Small | X-Small | Small | Medium | Large | X-Large | 2X-Large | 3X-Large | 4X-Large | 5X-Large |
| Waist Circumference | 24-26 | 26-28 | 28-31 | 31-34 | 34-37 | 37-40 | 40-43 | 43-46 | 46-49 | 49-52 |
| Hip Circumference | 34-36 | 36-38 | 38-41 | 41-44 | 44-47 | 47-50 | 50-53 | 53-56 | 56-59 | 59-62 |

| MODEL MEASUREMENT SIZING GUIDE | | | | | | | |
|--------------------------------|---|---|--|---|---|---|---|
| Model |  |  |  |  |  |  |  |
| Wearing Size | Large | Medium | 4X-Large | Medium | 2X-Large | X-Small | Small |
| Bust Circumference | 40 | 38 | 56.5 | 36 | 45 | 32 | 37 |
| Waist Circumference | 36 | 32 | 51.5 | 30 | 43 | 26 | 28 |
| Hip Circumference | 43.5 | 40 | 59 | 43 | 50 | 30 | 37 |
| Height | 5' 8.5" | 5' 6" | 5' 8" | 5' 9" | 5' 8" | 5' 4" | 5' 7" |

**** Fit notes: For this style, hip measurement most important since the garment semi fitted around the hip. If your waist measurement and hip measurement fit into different size categories, please make your size selection based on your hip measurement and include an order note to "make custom waistband for "insert your waist measurement here" waist"**

For specific sizing help, contact hello@cedarandvine.net - include your measurements and height + what style(s) you are interested in.