

EBB & FLOW JACKET
SIZING INFO
(measurements in inches)

We want you to feel good in our clothes. Please note that the body measurement chart is only a guide based on the general fit preference of a relaxed fit. By using the garment measurement guide with the body measurement guide and model measurement guide, we hope that you can choose a size best fitted to you!








Our garments are made-to-order. If you require any custom sizing adjustments to be made to your order, please include these specifications in the **"order notes" section found on the cart page**. This could include lengthening/ shortening the length to "x amount", adjusting the hip for "x measurement", etc.

If you are unsure of your size, or feel that you are between sizes, please include your measurements + height in the **"order notes" section found on the cart page**.

Please note that measurements are approx. since linen varies slightly in shrinkage

GARMENT MEASUREMENTS										
Size	2X-Small	X-Small	Small	Medium	Large	X-Large	2X-Large	3X-Large	4X-Large	5X-Large
A - Bust Circumference Closed	38	41	44	47	50	53	56	59	62	65
B - Waist Circumference Closed	37	40	43	46	49	52	55	58	61	64
C - Hip Circumference Closed	36 1/2	39 1/2	42 1/2	45 1/2	48 1/2	51 1/2	54 1/2	57 1/2	60 1/2	63 1/2
D - Sleeve Length from Collar	26 1/8	26 1/4	26 1/2	26 5/8	26 7/8	27	27 1/4	27 3/8	27 5/8	27 3/4
E - CF Length	36	36 1/4	36 1/2	36 5/8	36 7/8	37	37 1/4	37 3/8	37 1/2	37 3/4
F - Length from HPS	38 1/6	38 3/8	38 5/9	38 3/4	38 8/9	39 1/9	39 2/7	39 1/2	39 2/3	39 7/8
G - Bicep Circumference	13 1/4	14 5/8	15 7/8	17 1/4	18 3/4	20 1/8	21 1/2	22 3/4	24 1/4	25 5/8

BODY MEASUREMENT SIZING GUIDE										
Size	2X-Small	X-Small	Small	Medium	Large	X-Large	2X-Large	3X-Large	4X-Large	5X-Large
Bust Circumference	29-32	32-35	35-38	38-41	41-44	44-47	47-50	50-53	53-56	56-59
Hip Circumference	33-35	35-38	38-41	41-44	44-47	47-50	50-53	53-56	56-59	59-62

MODEL MEASUREMENT SIZING GUIDE							
Model							
Wearing Size	Large	Medium	3X-Large	Small	X-Large	X-Small	Small
Bust Circumference	40	38	56.5	36	45	32	37
Waist Circumference	36	32	51.5	30	43	26	28
Hip Circumference	43.5	40	59	43	50	30	37
Height	5' 8.5"	5' 6"	5' 8"	5' 9"	5' 8"	5' 4"	5' 7"

For specific sizing help, contact hello@cedarandvine.net - include your measurements and height + what style(s) you are interested in.