

Soundchief Cart | Vertical Workstation (CT-SDCF-01)

Assembly Manual



What's In The Box

Please inspect the contents of your shipped package to ensure you have received everything that is listed below.



Cart Bottom Shelf



Cart Top Shelf

All rights reserved.

No part of this document may be reproduced, stored in a retrieval system, or transmitted by any form or by any means, electronic, mechanical, photo-copying, recording, or otherwise, except as may be expressly permitted by the applicable copyright statutes or in writing by the Publisher.




Soundchief Cart Setup

- Loosen the 9" dovetail wheel slide knob and insert the wheel by sliding into the cart bottom base and tighten it properly. Follow the same process for another 9" dovetail wheel.



- You can stop or drive the wheel movement by this simple push and pull wheel brake system.



- Insert the long bolt into the center of 20" wheels and then insert the bush from another side.



- Now attach this wheel with another side of cart and tighten it with spanner bolt. Follow the same process for another 20" Pneumatic wheel.




- Put the top shelf onto the bottom shelf and fit properly. Now insert the shelf knob from both sides and tighten properly.



- You can extend the collapsible side wings by simply pulling it up.



- Attach speed rail clamp with crossbar, interconnect their threads with cart thread and insert the speed rail knob and tighten it properly. Follow the same process for another side.



- Attach the single speed rail clamp with cart by matching their threads and insert the speed rail knob to tighten it properly.




- Insert the speed rail through both speed rail clamp holes and tighten it properly with the speed rail clamp knob.



Note: Speed rail knob also help to attach or detach the handles from cart by tighten or loosen it.

- Open the rail clamp by rotating the handle to the left then attach it with speed rail and tighten it by moving it towards the right side. Follow the same process for another side.



YOUR PROAIM SOUNDCHIEF CART | VERTICAL WORKSTATION ALL DRESSED UP AND READY TO GO!



(SHOWN WITH OPTIONAL ACCESSORIES)

Warranty: We offer one year warranty for our products from date of purchase. Within this period of time, we will repair it without charge for labor or parts. Warranty doesn't cover transportation costs nor does it cover a product subjected to misuse or accidental damage. Warranty repairs are subjected to inspection and evaluation by us.

Liability: We are not liable for damage caused by products that we do not supply or from mishandling in transit, accident, misuse, neglect, lack of care of the product, or service by anyone other than our company.

Contact Us: In case of any kind of dissatisfaction, please Contact us immediately and we promise our utmost support and care until you use our product.