


Grip Master Vibration Isolator Magnetic Car Mount (CM-GMST-00)

Assembly Manual



What's In The Box



Gimbal Vibration Isolator



8x Silicon Dust Covers



Ronin Mounting Plate



2 x Safety Straps



Flight Transport Case


All rights reserved.

No part of this document may be reproduced, stored in a retrieval system, or transmitted by any form or by any means, electronic, mechanical, photo-copying, recording, or otherwise, except as may be expressly permitted by the applicable copyright statutes or in writing by the Publisher.

Grip Master Setup

To guarantee proper adhesion of suction cups, check that the surfaces of both - suction cup and mounting surface are clean, dry & dust-free. Please mount the device on smooth, even, non-porous and metal surfaces.

- Loosen first knob that helps in unfolding gripper. Pull out first arm with magnetic suction cup. Now loosen second knob and pull out second arm with suction cup.



- Place Grip Master Vibration Isolator on selected position where you want to shoot. And You can easily adjust/level angle of each arm through the provided knob, which gives extra flexibility, and thus you can mount cups to virtually any part of vehicle.



- You can also height of suction cup by turning the knob.



- Although Grip Master's holding force is adequate for regular driving shots, safety straps must be used for additional security. When mounted on cars, the objects attached to Grip Master (e.g. camera, gimbal, etc.) have to be secured additionally.



- Use rubber sleeves to avoid dents & scratches on car paint. Tighten straps carefully to avoid damages.


- Mount Ronin Wedge Plate on Grip Master Car Mount.

NOTE: You can adjust angle from 0° to 90° and can flawlessly shoot both angled and vertical moves, by using provided knob.



- Finally, mount DJI/Movi Gimbals (Not Included) of your choice as shown.

NOTE: Test all fixtures before driving.



YOUR PROAIM GRIP MASTER MAGNETIC CAR MOUNT ALL DRESSED UP AND READY TO GO!



(SHOWN WITH OPTIONAL ACCESSORIES)

Warranty: We offer one year warranty for our products from date of purchase. Within this period of time, we will repair it without charge for labor or parts. Warranty doesn't cover transportation costs nor does it cover a product subjected to misuse or accidental damage. Warranty repairs are subjected to inspection and evaluation by us.

Liability: We are not liable for damage caused by products that we do not supply or from mishandling in transit, accident, misuse, neglect, lack of care of the product, or service by anyone other than our company.

Contact Us: In case of any kind of dissatisfaction, please Contact us immediately and we promise our utmost support and care until you use our product.