


## **Airwave V530 Shock-Absorbing Arm (5-30kg/ 11-66lb) (VI-ARWV-530)**


---

### Assembly Manual



### **■ What's In The Box**

Please inspect the contents of your shipped package to ensure you have received everything that is listed below.



---

All rights reserved.

No part of this document may be reproduced, stored in a retrieval system, or transmitted by any form or by any means, electronic, mechanical, photo-copying, recording, or otherwise, except as may be expressly permitted by the applicable copyright statutes or in writing by the Publisher.

## Airwave V530 Setup

- Attach your Airwave Arm with Pole via clamps and tighten knobs to secure it properly.





## Spring Adjustment

**NOTE:** Load Capacity can be easily adjusted by adjusting springs. Adjust both springs equally. Airwave parallel with the ground gives the best performance.


- Loosen springs for lower setup weights & tighten them for higher setup weights.
- In order to smoothen Dampening effect, turn the adjustment knob. If the arm is too soft, turn it towards direction of H (Hard). If the arm is rigid turn it towards the direction of S (Soft).

**NOTE:** The valves should always be adjusted evenly and set identically. Rebound and compression of the hydraulic valves should be set in such a way so that any loose swinging or vibration of the arm is eliminated.




## Attaching Isolator Section

- Loosen the bolt with allen key and remove L-plate from the Airwave.
- Now attach the Isolator Section with Airwave Arm. Then tighten these bolts with Allen key to secure properly.



- Attach Vibration Isolator with Isolator Section. Insert the bolts from both side of the Isolator Plate then tighten all the Allen bolts with the help of Allen key.



- Unlock the Quick Release Plate, attach your Gimbal then lock the Quick Release Plate as shown in image.



## YOUR PROAIM AIRWAVE V530 SHOCK ABSORBING ARM ALL DRESSED UP AND READY TO GO!



(SHOWN WITH OPTIONAL ACCESSORIES)

**Warranty:** We offer one year warranty for our products from date of purchase. Within this period of time, we will repair it without charge for labor or parts. Warranty doesn't cover transportation costs nor does it cover a product subjected to misuse or accidental damage. Warranty repairs are subjected to inspection and evaluation by us.

**Liability:** We are not liable for damage caused by products that we do not supply or from mishandling in transit, accident, misuse, neglect, lack of care of the product, or service by anyone other than our company.

**Contact Us:** In case of any kind of dissatisfaction, please Contact us immediately and we promise our utmost support and care until you use our product.