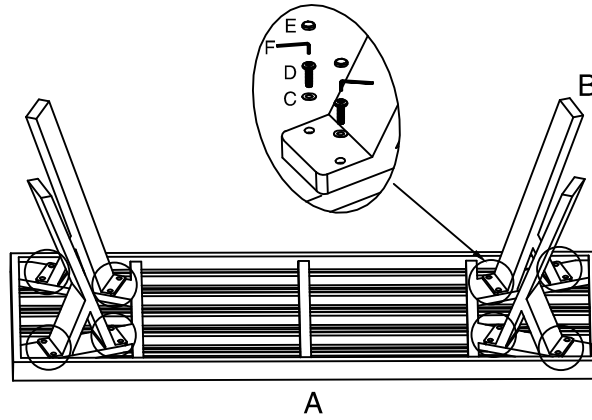








Assembly Instruction



58048EG/58049EG/58168EG

NO.	Pictrue	Name	Qty
A		Table Rim	1
B		Table Leg	4
C		Washer	16
D		Bolt M6x18	16
E		Bolt Cover	16
F		Wrench	1

